

Arkansas State Board of Licensure
for Professional Engineers and Professional Surveyors
Minutes – January 12, 2021

A meeting of The Board was convened via ZOOM at 10:00 a.m. by President Jim Engstrom. Other Members present were David Beasley, Don Perry, Rod Williams, Lorie Tudor, Ivan Hoffman, Tom Scott, and Kyle Salyer (absent-Brian Moore). Other attendees: Director Heather Richardson, Asst. Director Linda Stone, Chief Investigator Grant Grigg, Attorney General's Office Agency Counsel Sara Farris.

The Consent Agenda was reviewed with motion made (Williams moved, Beasley seconded) and carried to ratify the following:

- a. Meeting minutes of November 10, 2020;
- b. Attached lists of conditionally licensed P.E.'s, Temporary Permits (with Engineer Model Law Qualifications), E.I.'s, S.I.'s and C.O.A.'s.;
- c. Executive Director Recommendations to approve licensure for:
 - Bridges, Chris PE – O, subject to passing the PE exam
 - Criswell, David T. PE – O
 - D'Angelo, Christopher Mark PE – C
 - Hansman, Kevin E. PE – C
 - Hixson, Stephen Z. PE – O, subject to passing the PE exam
 - Jones, Daniel Gene SI
 - Krupp, Phillip Daniel EI
 - Loos, Matthew K. PE – O
 - Mayuga, Onofre L. PE – C
 - McGehee, Carlton Wayne PE – C
 - Morgan, Christopher Michael PE – C
 - Ragsdale, Casey A. EI
 - Sawant, Amol PE – C
 - Schrodel, Evan Thomas PE – O, subject to passing the PE exam
 - Stevens, Patrick Daniel PE – O, subject to passing the PE exam
 - Thakur, Balbhadra EI

The following administrative matters were discussed and/or acted upon:

Financial Reports (Cash Fund, Revenue Reconciliations, Zwarrant Check Activity, Payroll Posting, and AASIS Trial Balance) for October and November 2020 ratified by motion made (Beasley moved, Williams seconded) and carried.

Staff reminded Members that their Annual Statement of Financial Interest is due by January 31, 2021.

Motion made (Beasley moved, Williams seconded) and carried to: reimburse Board Members and Agency Counsel (from the Attorney General's office) for 2021 expenses related to travel; Board Meeting lunches; and \$60 stipends, as per the guidelines of A.C.A. §25-16-901 et seq.

Department of Labor and Licensing Transformation activities – We are still in Phase 2 for COVID precautions.

93rd General Assembly Regular Session began on January 11, 2021.

The Survey Exam Committee met on January 11, 2021 at 1:00pm. Motion was made (Scott moved, Williams seconded) and carried to accept the Committees recommendation to schedule an Exam Bank Workshop with stakeholders who are licensed Professional Surveyors in Arkansas.

President Engstrom reappointed Board Members to the Survey Exam Committee for 2021: Ivan Hoffman, P.S.; Kyle Salyer, P.E., P.S.; and Dave Beasley, P.E. with Heather N. Richardson, Director of the Board as the secretary for the committee.

The Board acted upon the following applicants:

Ivory, Matthew A. PE – Deny comity licensure, motion made (Beasley moved, Williams seconded) based upon not meeting the current nor prior Rules of the Board.

Criswell, Kelsey P. PE – Approve original licensure, subject to passing the PE exam, motion made (Beasley moved, Salyer seconded) and carried.

Bailey, Jacob R. PE – Approve comity licensure, motion made (Williams moved, Beasley seconded) and carried.

Born, Christopher H. PE – Approve comity licensure, motion made (Salyer moved, Williams seconded) and carried.

Bulbul, Geas A. PE – Approve comity licensure, motion made (Williams moved, Beasley seconded) and carried.

Chen, Guang PE – Approve comity licensure, motion made (Williams moved, Salyer seconded) and carried.

Cornelissen, Bastiaan E. PE – Approve comity licensure, motion made (Williams moved, Beasley seconded) and carried.

Henegar, Levi A. PE – Approve original licensure, subject to passing the PE exam, motion made (Beasley moved, Salyer seconded) and carried.

Minutes, January 12, 2021 continued

Applicants cont'd

- Hoover, Michael A. PE – Approve comity licensure, motion made (Beasley moved, Williams seconded) and carried.
- James, Gavin J. PE – Approve comity licensure, motion made (Perry moved, Tudor seconded) and carried.
- Nix, Alan S. PS – Approve original licensure, subject to passing the PS and AR State Specific Exams, motion made (Hoffman moved, Salyer seconded) and carried.
- Simon, Kerry M. PS – Approve comity licensure, subject to passing the AR State Specific Exam, motion made (Hoffman moved, Williams seconded) and carried.


On behalf of the Complaint Committee (Item 5), Mr. Grigg presented the following:

- Status of Complaints – motion made (moved, seconded) and carried to accept the following:
 - 2020-02 In the Matter of Richardson v Ang. Complaint received on August 10, 2020 alleging misconduct in the practice of engineering, Board inquiry letter sent on August 10, 2020. Waiting on answer.
 - 2020-03 In the Matter of Collins v Hall. Complaint received on August 24, 2020 alleging misconduct in the practice of engineering, Board inquiry letter sent on August 25, 2020. Answer received on August 27, 2020.
 - 2020-04 Complaint received on September 16, 2020 alleging misconduct in the practice of engineering, Board inquiry letter sent on September 16, 2020. Waiting on answer.
 - 2020-05 Complaint received on September 23, 2020 alleging misconduct in the practice of surveying. Board inquiry letter sent on September 23, 2020. Answer received October 13, 2020.
 - 2020-06 Complaint received on October 9, 2020 alleging misconduct in the practice of engineering. Board inquiry letter sent on October 9, 2020. Waiting on answer.
 - 2020-07 Complaint received on November 2, 2020 alleging misconduct in the practice of surveying. Board inquiry letter sent on November 3, 2020. Answer received November 24, 2020.
- Case Management Statistics
- Consent Agenda, motion made (Hoffman moved, Scott seconded) and carried (Salyer & Williams abstained) to accept the Complaint Committees' recommendation to dismiss Case 2020-07.
- Summary of 2020 CPC Audits – 12 PS's, 2 Dual's, and 184 PE's were audited in 2020 and 3 PE's were referred to Complaint Committee.

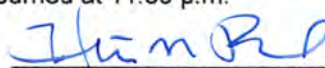
The following Board Topics were discussed:

- Renewal statistics for December 2020 EI, PE, and COA licensee's;
- NCEES;
 - Exams will continue to be offered at regional locations due to COVID-19,
 - Southern Zone meeting, the April 22-24, 2021 in Ashville, North Carolina was rescheduled to April 15, 2021 via ZOOM,
- Annual Meeting, August 2021 will be in New Orleans, Louisiana,
- The next Regular Board Meeting is March 9, 2021 at 10:00 am.

Business being thus concluded the meeting adjourned at 11:30 p.m.


Jim Engstrom, President

3/9/21
Date


Heather Richardson, Executive Director

3/9/2021
Date

Agenda Items 2.a.i., 2.a.ii., 2.a.iii.

Tuesday, January 12, 2021

2.b.i - PE's, Temporary Permits (with Model Law Qualifications), reapply due to 3 times fail exam, & reinstatements

PE #	Last Name	First	Middle	Type	Comity State	Temp #
10067	Anderson	Shawn	R.	PE - C		Reinstatement
13994	Vestal	Richard	Paul	PE - C		Reinstatement
16303	Fletcher	Thomas	Leonard	PE - C		Reinstatement
19821	Dulude	John	Colson	PE - C		202002
19822	Steiner	Philip	Carl	PE - C		
19824	Cinelli	Steven	Derek	PE - C		
19825	Plotas	Paul	Vincent	PE - C		
19826	Reid	David	Justin	PE - C		
19827	Mancl	Tyler	Stephen	PE - C		
19828	Burkart	Shane	R.	PE - C		
19829	McDaniel	Joel	Allen	PE - C		
19830	Isaacs	Forrest	Kelly	PE - C		
19831	Hughes	Erin	Leigh	PE - C		
19832	Allen	Jeffrey	Lynn	PE - C		
19833	Abernathy	Gary	Douglas	PE - C		
19834	Antley	Eric	Scott	PE - C		
19835	Wohlfarth	Emily	Kay	PE - C		
19836	Foster	Ralph	Kelsey	PE - C		
19837	Duncan	Thomas	D.	PE - C		
19838	Vinson	Hunter	Brice	PE - C		
19839	Galli	Richard	David	PE - C		
19840	Eldredge	Suzanne	Aartje	PE - C		
19841	Walker	Kevin	C.	PE - C		
19857	Logan	Christopher	R.	PE - C		
19858	Weis	Laura	Lee	PE - C		
19859	Pope	Heath	K.	PE - C		
19860	Hanrahan	Brett	Thomas	PE - C		
19861	Lynch	Andrew	J.	PE - C		
19862	Corn	John	Michael	PE - C		
19863	White	Joseph	Taylor	PE - C		
19864	Owtad	Paiman		PE - C		
19865	Holecek	John	Bruce	PE - C		
19866	Gambino	Jonathan	Michael	PE - C		
19867	Stallings	Marlon	Randall	PE - C		
19868	Riek	Hunter	Conrad	PE - C		
19869	Broughton	Hubert	Lee	PE - C		
19870	Campbell	Benjamin	Lucas	PE - C		
19871	Smith	Emily	Miller	PE - C		
19872	Fabyanic	Randall	S.	PE - C		
19873	Smith	George	Daniel	PE - C		
19874	Carter	James	Derrick	PE - C		
19875	Noel	Dustin	William	PE - C		
19876	Mathenia	Keith	E.	PE - C		
19877	Henderson	Thomas	Caldwell	PE - C		202003

PE's Cont'd next page

Agenda Items 2.a.i., 2.a.ii., 2.a.iii.

19878	Robertson	Victoria	W.	PE - C		
19879	Crabb	William	B.	PE - C		
19880	Fowler	Bobby	C.	PE - C		
19881	McGlamery	Scott	Thomas	PE - C		
19882	Shreve	Gregory	Dean	PE - C		
19883	McCloskey	Douglas	Horton	PE - C		
19884	Highley	Larry	Paul	PE - C		
19885	Rohr	Nicholas	Hans	PE - C		
19886	Bougacha	Samir		PE - C		
19887	Stout	Andrew	Brooks	PE - C		
19888	Livsey	Christopher	North	PE - C		
19889	Downey	Benjamin	W.	PE - C		
19890	Frank	Michael	Jason	PE - C		
19891	Carlton	Blake	Michael	PE - C		
19892	Schneider	Daniel	F.	PE - C		
19893	Logan	Matthew	Scott	PE - C		
19894	Gambony	Anthony	A.	PE - C		
19895	Loiselle	Jason	P.	PE - C		
19896	English	Stefanie	Jo	PE - C		
19897	Wimbish	Wallis	A.	PE - C		
19898	Zapata	Evelyn		PE - C		
19899	Price	Justin	Ray	PE - C		
19900	Moen	Mark	F.	PE - C		
19901	Phillips	Mark	Wesley	PE - C		
19902	Harp	Brandon	Asher	PE - C		
19903	Steed	Philip	D.	PE - C		
19906	Worthen Lodes	Laura	Michelle	PE - C		
19907	Belveal	Josiah	Freeman	PE - C		
19908	Kazanis	Lucas	E.	PE - C		
19909	Seawell	Henry	Ravesies	PE - C		
19910	Merrell	Sean	Patrick	PE - C		
19911	Herrera	Robert	J.	PE - C		
19912	Yoos	Frederic	T.	PE - C		
19913	Natwick	Thomas	J.	PE - C		
19914	Kinder	James	L.	PE - C		
19915	Russ	Blaine	Watson	PE - C		
19916	Rohr	Paul	Bernard	PE - C		
19917	Chen	Kenneth	Y.	PE - C		
19918	Zitny	Brett	C.	PE - C		
19919	Dicillo	David	Paul	PE - C		
19920	Chambers	Brian	Patrick	PE - C		
19921	Heisner	Kenneth	W.	PE - C		
19922	McBride	William	Carlyle	PE - C		
19923	Williams	Jason	Andrew	PE - C		
19957	Cooper	Rusty	Lee	PE - C		
19958	Wang	Xiaobo	N.	PE - C		

PE's Cont'd next page

Agenda Items 2.a.i., 2.a.ii., 2.a.iii.

19959	Zweifel	Earl	Keith	PE - C		
-------	---------	------	-------	--------	--	--

2.b.ii - SI's & EI's

Intern #	Last Name	First	Middle	Type
704	Goodner	Ross	P.	SI
705	McKelvin	Clayton	M.	SI
9255	Clarke	Kendrick	Leon E.	EI
9256	Kimbrough	Dustin	C.	EI
9257	Burns	Josh		EI
9262	Keymer	Travis	Blake	EI
9263	Gerhardt-Mathews	Christopher		EI
9264	Hope	James	Weston	EI
9265	Tillman	Jacob	Michael	EI
9266	Weld	Clifford	Eugene	EI
9267	Perez	Joshua	David	EI
9268	Mitchell	Dalton	Cole	EI

2.b.iii - Reinstated & new COA's (Certificates of Authority)

COA #	Company Name	Address	City	State	Zip	Type	AR PE/PS in CHG
2373	Traffic Engineering Solutions, LLC	53 County Road 133	Bono	AR	72416-8085	Engineering	Mark Nichols PE #14509
3283	AZTEC Engineering Group, Inc.	4561 E. McDowell Rd.	Phoenix	AZ	85008-4505	Engineering	Roy Farnsworth PE #17978
3841	Struktura LLC	2147 Bluff Oak Drive	Cary	NC	27519-0105	Engineering	Ryan Larson PE #18783
3842	F. E. Moran Inc., Special Hazard Systems	2265 Carlson Drive	Norhtbrook	IL	60062-6705	Engineering	James Bouche PE #19007
3843	Horrocks Engineers, Inc.	2162 West Grove Parkway	Pleasant Grove	UT	84062-0000	Engineering	William Anderson PE #19813
3844	Architectural Engineering Consortium, Inc.	11032 S. Green Road	Olathe	KS	66061-5657	Engineering	Gregory Gladfelter PE #14552
3845	Altieri Sebor Wieber LLC	31 Knight Street	Norwalk	CT	06851-4706	Engineering	Philip Steiner PE #19822
3846	Holland Surveying, LLC	4281 Lake Norrell Road	Alexander	AR	72002-9295	Survey	Clifford Holland PS #1625
3847	Foster Engineering & Consulting, LLC	1539 Brockwall Drive	Columbia	SC	29206-4410	Engineering	Ralph Foster PE #19836
3848	Consolidated Design & Machine Inc.	1832 Industrial Blvd.	Boaz	AL	35957-1013	Engineering	Heath Chesnut PE #12264
3849	Denham-Blythe Company Inc.	PO BOX 11636	Lexington	KY	40576-1636	Engineering	Thomas Jones PE #19645
3850	MECO Engineering Company, Inc.	3120 Palmyra Road	Hannibal	MO	63401-2204	Survey	Rolan Norsworthy PS #1435
3851	Engineering Operations	5575 S Sycamore St	Littleton	CO	80120-1118	Engineering	Joseph White PE #19863
3852	ALJ-Lindsey, LLC	5629 FM 1960 West, Suite 314	HOUSTON	TX	77069-4216	Engineering	Brett Hanrahan PE #19860
3853	Weaver Engineering, LLC	1104 Somerset Blvd.	Colleyville	TX	76034-4276	Engineering	Douglas Weaver PE #6688
3854	KLJ Engineering LLC	PO Box 4130	Bismarck	ND	58502-4130	Dual	Jeremy Larson PE #19781 Jacob Backowski PS #1748
3855	Civil Engineering Design Consultants	10820 Sunset Office Drive, Ste 200	St. Louis	MO	63127-1034	Engineering	Brandon Harp PE #19902
3856	Fisher Associates, PE, LS, LA, DPC	180 Charlotte Street	Rochester	NY	14607-1331	Engineering	Emily Smith PE #19871
3857	Blakeley Land Surveying, LLC	507 Ashley Rd 69	Hamburg	AR	71646-9476	Survey	Robert Blakeley PS #1806
3858	EMC Engineering Services, Inc.	10 Chatham Center South Drive, Ste. 1	Savannah	GA	31405-7494	Engineering	Christopher Brazell PE #17649
3859	Reigstad & Associates, Inc.	192 West Ninth Street	Saint Paul	MN	55102-1027	Engineering	Gordon Reigstad PE #11804

CI	Funds Ctr/CI Title	2021 Appropriatn	Adjust-ments	Blocks	Adjusted Appropriatn	Estm'd Salary Holding	FY21 Adjusted Appropriatn	Month												Total Expenditures	Commit-ments	Remaining Appropriation					
								July	August	September	October	November	December	January	February	March	April	May	June								
00	Salaries	284,083	0	-8,238	292,321	0	292,321	33,922.80	23,214.83	22,014.86	25,914.86	22,014.85	0.00	0.00	0.00	0.00	0.00	0.00	0.00	0.00	0.00	0.00	127,082.20	0.00	165,238.80		
01	Extra Help	12,000	0	0	12,000	0	12,000	0.00	0.00	0.00	0.00	0.00	0.00	0.00	0.00	0.00	0.00	0.00	0.00	0.00	0.00	0.00	0.00	0.00	12,000.00		
03	Matching	95,885	0	-1,635	97,520	0	97,520	10,317.50	7,856.07	7,580.47	8,476.14	7,580.29	0.00	0.00	0.00	0.00	0.00	0.00	0.00	0.00	0.00	0.00	0.00	0.00	55,709.53		
02	Operating Expense	208,649	0	0	208,649	0	208,649	12,051.73	5,133.43	8,153.67	10,077.32	1,784.97	0.00	0.00	0.00	0.00	0.00	0.00	0.00	0.00	0.00	0.00	37,201.12	1,849.21	169,598.67		
09	Travel	10,227	0	0	10,227	0	10,227	0.00	0.00	0.00	0.00	0.00	0.00	0.00	0.00	0.00	0.00	0.00	0.00	0.00	0.00	0.00	0.00	0.00	10,227.00		
10	Prof. Fees	7,144	0	0	7,144	0	7,144	0.00	0.00	0.00	3,470.00	0.00	0.00	0.00	0.00	0.00	0.00	0.00	0.00	0.00	0.00	0.00	3,470.00	0.00	3,674.00		
Total								617,988	0	-9,873	627,861	0	627,861	56,292.03	36,204.33	37,749.00	47,938.32	31,380.11	-	-	-	-	-	-	209,563.79	1,849.21	416,448.00

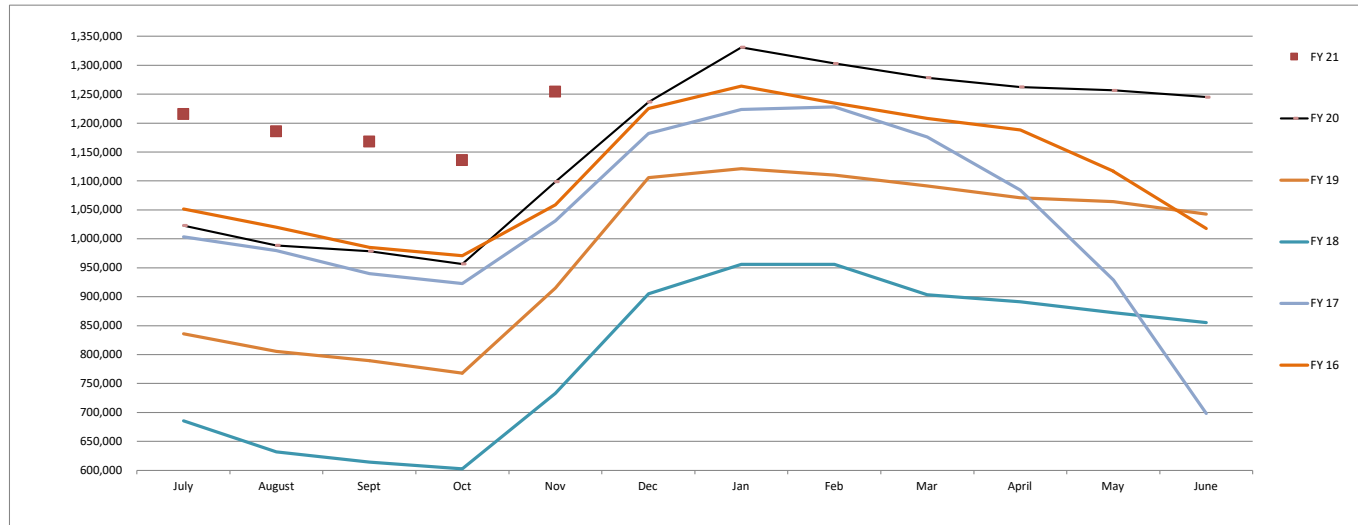
ARDLL Funding Transfer-Indirects	29,741.40	29,741.40	2,478.45	0.00	1,430.58	3,318.60	0.00	1,534.73	0.00	0.00	0.00	0.00	0.00	0.00	0.00	0.00	0.00	0.00	0.00	0.00	0.00	0.00	8,762.36	0.00	20,979.04
----------------------------------	-----------	-----------	----------	------	----------	----------	------	----------	------	------	------	------	------	------	------	------	------	------	------	------	------	------	----------	------	-----------

Revenue:		Month												Revenue year to date	Commitments:			
		July	August	Sept	Oct	Nov	Dec	Jan	Feb	Mar	April	May	June		Lease Copier	Meter		
	AASIS Total w/Adjustments	16,720.00	16,275.00	20,160.00	17,960.00	166,320.00	-	-	-	-	-	-	-	-	-	-	\$237,435.00	1,420.32
	4049003000 Interest-Treas	458.81	595.00	683.89	600.10	566.73	-	-	-	-	-	-	-	-	-	-	\$2,904.53	Lease Postage
	4049007000 Interest-CD's	30.00	555.02	-	30.34	87.53	-	-	-	-	-	-	-	-	-	-	\$682.91	428.89
	Total	17,208.81	17,425.02	20,843.89	18,590.44	166,954.28	-	-	-	-	-	-	-	-	-	-	\$241,022.44	

Revenue/Expenditure	\$ (41,561.67)	\$ (18,779.31)	\$ (18,335.69)	\$ (32,666.48)	\$ 135,574.17	\$ (1,534.73)	\$ -	\$ -	\$ -	\$ -	\$ -	\$ -	\$ -	\$ -	\$ -	\$ -	\$ 22,696.29
---------------------	----------------	----------------	----------------	----------------	---------------	---------------	------	------	------	------	------	------	------	------	------	------	--------------

1120001000 CD's Balance	193,639.60	194,194.62	194,194.62	194,224.96	194,292.51	-	-	-	-	-	-	-	-	-	-	-
-------------------------	------------	------------	------------	------------	------------	---	---	---	---	---	---	---	---	---	---	---

Cash in Treasury (Fund Balance) FY21	1,215,273.96	1,185,498.51	1,167,542.82	1,135,571.00	1,254,024.49	-	-	-	-	-	-	-	-	-	-	-
Cash in Treasury (Fund Balance) FY20	1,022,715.37	988,316.17	978,521.46	956,325.66	1,098,529.33	1,236,313.63	1,330,827.17	1,302,890.01	1,278,458.97	1,262,204.68	1,256,459.61	1,244,834.51				
Cash in Treasury (Fund Balance) FY19	835,835.85	805,506.86	789,264.63	768,139.37	915,034.82	1,105,939.17	1,121,434.45	1,110,046.39	1,091,480.55	1,071,049.40	1,064,326.74	1,042,542.13				
Cash in Treasury (Fund Balance) FY18	685,827.35	631,739.95	614,253.23	602,410.19	733,187.89	905,039.81	955,943.33	955,943.33	903,595.34	891,206.09	872,667.13	855,400.80				
Cash in Treasury (Fund Balance) FY17	1,003,210.91	979,538.39	939,922.11	922,966.65	1,031,004.94	1,181,890.40	1,223,465.37	1,227,862.29	1,175,864.69	1,084,029.62	928,996.58	698,343.92				
Cash in Treasury (Fund Balance) FY16	1,051,363.67	1,020,043.11	985,160.44	970,973.31	1,058,524.89	1,225,340.94	1,263,677.73	1,234,354.94	1,207,899.78	1,188,287.76	1,116,814.04	1,017,972.56				



Board of Licensure for Prof Engineers and Prof Surveyors (0236)
FY21 Revenue Reconciliation for the Month ending Oct 2020

AASIS Revenue

Amounts

Application Fees (4041002000)	\$ 15,050.00
Certificate Fees (4041004000)	\$ -
Testing Fees (4041005000)	\$ 300.00
Renewal Fees (4041007000)	\$ 2,410.00
Other Fees (4041028000)	\$ 625.00
Fines and Penalties (1130001000)	\$ -
Reinstatement Fees (4041041000)	\$ 300.00
REFUND TO EXPENDITURE - CURRENT YEAR (5050018000)	\$ -
AASIS Total:	\$ 18,685.00

Adjustments

PELS current month receipts posted in AASIS in subsequent (+)	1,025.00
PELS prior month receipts posted in AASIS in current (-)	(1,750.00)
AASIS current month receipts reversed in subsequent	0.00
AASIS prior month receipts reversed in current	0.00
AASIS Balance Forward:	\$ 17,960.00

PELS receipts

Application Fees (4041002000)	\$ 15,125.00
Certificate Fees (4041004000)	\$ -
Testing Fees (4041005000)	\$ 200.00
Renewal Fees (4041007000)	\$ 1,830.00
Other Fees (4041028000)	\$ 625.00
Fines and Penalties (1130001000)	\$ -
Reinstatement Fees (4041041000)	\$ 300.00
Misc Revenue (6080001000)	\$ -
PELS Balance Forward:	18,080.00

Overage/Shortage (AASIS Balance Forward / PELS Balance Forward): **\$ (120.00)**

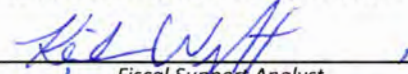

Explanation for discrepancy:
NSF Check - \$120 Hot check made good in October (check was process in 09/09/20).

Attachment: Financial Comparison AASIS to PELS: **October 2020**

The information on this schedule accurately reflects the cash receipts that have been received and deposited by this agency during the stated month. The total receipts and total deposits have been reconciled to AASIS.

All figures noted on this report have been verified by reviewing the deposit register and trial balance for the stated month. Any discrepancies have been investigated and resolved.

All receipt numbers and licenses issued have been accounted for. Any discrepancies have been investigated and resolved.

 Fiscal Support Analyst	11/19/2020 Date
 Executive Director	11/19/2020 Date

**Board of Licensure for Prof Engineers and Prof Surveyors (0236)
FY21 Revenue Reconciliation for the Month ending November 2020**

AASIS Revenue

Amounts

Application Fees (4041002000)	\$ 8,350.00
Certificate Fees (4041004000)	\$ -
Testing Fees (4041005000)	\$ -
Renewal Fees (4041007000)	\$ 136,640.00
Other Fees (4041028000)	\$ 300.00
Fines and Penalties (1130001000)	\$ -
Reinstatement Fees (4041041000)	\$ 400.00
REFUND TO EXPENDITURE - CURRENT YEAR (5050018000)	\$ -

AASIS Total: \$ 145,690.00

Adjustments

PELS current month receipts posted in AASIS in subsequent (+)	21,655.00
PELS prior month receipts posted in AASIS in current (-)	(1,025.00)
AASIS current month receipts reversed in subsequent	0.00
AASIS prior month receipts reversed in current	0.00

AASIS Balance Forward: \$ 166,320.00

PELS receipts

Application Fees (4041002000)	\$ 9,150.00
Certificate Fees (4041004000)	\$ -
Testing Fees (4041005000)	\$ -
Renewal Fees (4041007000)	\$ 156,320.00
Other Fees (4041028000)	\$ 450.00
Fines and Penalties (1130001000)	\$ 2,658.91
Reinstatement Fees (4041041000)	\$ 400.00
Misc Revenue (6080001000)	\$ -

PELS Balance Forward: 168,978.91

Overage/Shortage (AASIS Balance Forward / PELS Balance Forward): \$ (2,658.91)

Explanation for discrepancy:

Refund -Claim payment for vandalize windows \$2658.91


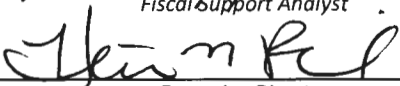
Attachment: Financial Comparison AASIS to PELS:

November 2020

The information on this schedule accurately reflects the cash receipts that have been received and deposited by this agency during the stated month. The total receipts and total deposits have been reconciled to AASIS.

All figures noted on this report have been verified by reviewing the deposit register and trial balance for the stated month. Any discrepancies have been investigated and resolved.

All receipt numbers and licenses issued have been accounted for. Any discrepancies have been investigated and resolved.

 Fiscal Support Analyst	12/8/2020 Date
 Executive Director	12/8/2020 Date

October FY21

Warrant	Pay Meth	Print Date	Reference	Vendor	Vendor Name	Source Doc	Doc Type	Cost Ctr	Assignment #	G/L Acct	Commitment Item	Warrant Amount	Invoice Amount	Line Amount	Cashed Date
2110149802	W	10/5/2020	REFUND	W023601	Real Savard	1004890547	KR	188210		5110002000	502:00:02	200.00	200.00	200.00	
2120172821	E	10/5/2020	INV 3809584	100075795	CLEAR MOUNTAIN REFRESHMENT SERVICE	1004890583	KR	188210	10048905832021	5040011000	502:00:02	28.33	10.90	10.90	10/7/2020
2120172821	E	10/5/2020	INV 2794941	100075795	CLEAR MOUNTAIN REFRESHMENT SERVICE	1004890589	KR	188210	10048905892021	5040003100	502:00:02	0.00	17.43	17.43	10/7/2020
2110148946	W	10/5/2020	INV 63423	100178352	HORTICARE & ASSOCIATES INCORPORATIO	1004890571	KR	188210	10048905712021	5030005000	502:00:02	408.75	408.75	408.75	10/14/2020
2110148706	W	10/5/2020	INV 2890-141	100065798	BALDWIN & SHELL CONSTRUCTION CO	1004890509	KR	188210	10048905092021	5030005000	502:00:02	4,607.00	4,607.00	4,607.00	10/15/2020
2110148719	W	10/5/2020	INV 20777701	100068993	MATTHEW BENDER & COMPANY INC	1004890566	KR	188210	10048905662021	5090018000	502:00:02	167.11	167.11	167.11	10/15/2020
2110149475	W	10/5/2020	INV 18673199	9999140004	DEPT OF TRANSFORMATION & SHARED SER	1004890556	KR	188230	10048905562021	5010006000	501:00:03	2,520.00	2,520.00	2,520.00	10/16/2020
2110148454	W	10/5/2020	INV 26892	100002077	BRW INCORPORATED CITIES	1004890504	KR	188210	10048905042021	5080009000	502:00:02	491.60	491.60	491.60	10/20/2020
2110150764	W	10/6/2020	CONTRACT	100168726	ELGIN RICHARD LEWIS	1004891422	KR	188210	10048914222021	5060001000	506:00:10	3,470.00	3,470.00	3,470.00	10/28/2020
	PY	10/9/2020	ARKPRO1373		7611856		YB	188230		5010001000	501:00:00	12,507.43	12,507.43	12,507.43	
	PY	10/9/2020	ARKPRO1373		7611856		YB	188230		5010005000	501:00:03	857.10	857.10	857.10	
	PY	10/9/2020	ARKPRO1373		7611856		YB	188230		5010006500	501:00:03	101.45	101.45	101.45	
	PY	10/9/2020	ARKPRO1373		7611856		YB	188230		5010007000	501:00:03	1,916.13	1,916.13	1,916.13	
2110164190	W	10/15/2020	PERMIT #207	500001254	UNITED STATES POSTAL SERVICE	1004894922	KR	188210	10048949222021	5020001000	502:00:02	240.00	240.00	240.00	
2110163707	W	10/15/2020	INV 4207318	100157816	ARKANSAS INFORMATION CONSORTIUM LLC	1004894928	KR	188210	10048949282021	5080002200	502:00:02	639.00	639.00	639.00	10/27/2020
2110164933	W	10/15/2020	REFUND	W023601	Forrest Kelly Isaacs	1004895251	KR	188210		5110002000	502:00:02	150.00	150.00	150.00	
2120207079	A	10/27/2020	236101520200082	100099611	US BANK CPS	8043073153	ZY	188210	4246044555710080	5020005000	502:00:02	64.54	64.54	5.82	10/29/2020
2120207079	A	10/27/2020		100099611	US BANK CPS	8043073153	ZY	188210	4246044555710080	5090006000	502:00:02	0.00	0.00	22.12	10/29/2020
2120207079	A	10/27/2020		100099611	US BANK CPS	8043073153	ZY	188210	4246044555710080	5090026300	502:00:02	0.00	0.00	36.60	10/29/2020
2110167471	W	10/19/2020	INV 490002775496	100061983	ENTERGY ARKANSAS INC	1004896792	KR	188210	10048967922021	5040001000	502:00:02	242.45	242.45	242.45	10/27/2020
2110170293	W	10/20/2020	INV719201-72016	9904700001	DEPT OF TRANSFORMATION & SHARED SER	1004897700	KR	188210	10048977002021	5020003500	502:00:02	2,097.93	2,097.93	212.15	10/29/2020
2110170293	W	10/20/2020	INV719201-72016	9904700001	DEPT OF TRANSFORMATION & SHARED SER	1004897700	KR	188210	10048977002021	5040008500	502:00:02	0.00	0.00	95.00	10/29/2020
2110170293	W	10/20/2020	INV719201-72016	9904700001	DEPT OF TRANSFORMATION & SHARED SER	1004897700	KR	188210	10048977002021	5020002000	502:00:02	0.00	0.00	160.54	10/29/2020
2110170293	W	10/20/2020	INV719201-72016	9904700001	DEPT OF TRANSFORMATION & SHARED SER	1004897700	KR	188210	10048977002021	5020004200	502:00:02	0.00	0.00	1,270.70	10/29/2020
2110170293	W	10/20/2020	INV719201-72016	9904700001	DEPT OF TRANSFORMATION & SHARED SER	1004897700	KR	188210	10048977002021	5020004300	502:00:02	0.00	0.00	152.16	10/29/2020
2110170293	W	10/20/2020	INV719201-72016	9904700001	DEPT OF TRANSFORMATION & SHARED SER	1004897700	KR	188210	10048977002021	5020004000	502:00:02	0.00	0.00	26.72	10/29/2020
2110170293	W	10/20/2020	INV719201-72016	9904700001	DEPT OF TRANSFORMATION & SHARED SER	1004897700	KR	188210	10048977002021	5090027000	502:00:02	0.00	0.00	180.66	10/29/2020
2110171587	W	10/21/2020	INV 5H406119B	100179999	SHARP ELECTRONICS CORP	51438678	RE	188210	514386782021	5040007000	502:00:02	288.12	202.90	202.90	11/2/2020
2110171587	W	10/21/2020	INV 5H406119B	100179999	SHARP ELECTRONICS CORP	1004898220	KR	188210	10048982202021	5030001000	502:00:02	0.00	85.22	85.22	11/2/2020
	PY	10/23/2020	ARKPRO1348		7617592		YB	188230		5010001000	501:00:00	13,407.43	13,407.43	13,407.43	
	PY	10/23/2020	ARKPRO1348		7617592		YB	188230		5010005000	501:00:03	925.99	925.99	925.99	
	PY	10/23/2020	ARKPRO1348		7617592		YB	188230		5010006500	501:00:03	101.45	101.45	101.45	
	PY	10/23/2020	ARKPRO1348		7617592		YB	188230		5010007000	501:00:03	2,054.02	2,054.02	2,054.02	
2110180017	W	10/27/2020	INV 8180709335	100216014	SHRED-IT US JV LLC	1004900043	KR	188210	10049000432021	5080014100	502:00:02	67.14	67.14	67.14	11/4/2020
2110182730	W	10/27/2020	REFUND	W023601	David J. Reid	1004900547	KR	188210		5110002000	502:00:02	150	150	150	
2110180296	W	10/27/2020	ACC 8030024305	800001526	CITY OF LITTLE ROCK	1004900604	KR	188210	10049006042021	5040003000	502:00:02	156.87	97.10	97.10	11/4/2020
2110180296	W	10/27/2020	ACC 8030052304	800001526	CITY OF LITTLE ROCK	1004900608	KR	188210	10049006082021	5040003000	502:00:02	0.00	59.77	59.77	11/4/2020
2110179483	W	10/27/2020	INV 671976	100031379	CURRYS TERMITE & PEST CONTROL OF	1004900614	KR	188210	10049006142021	5030005100	502:00:02	78.48	78.48	78.48	11/4/2020

47,938.32 47,938.32 47,938.32

November FY21

Warrant	Pay Meth	Print Date	Reference	Vendor	Vendor Name	Source Doc	Doc Type	Cost Ctr	Assignment #	G/L Acct	Commitment Item	Warrant Amount	Invoice Amount	Line Amount	Cashed Date
2110192897	W	11/3/2020	INV 18676332	9999140004	DEPT OF TRANSFORMATION & SHARED SER	1004903552	KR	188230	10049035522021	5010006000	501:00:03	2,520.00	2,520.00	2,520.00	11/13/2020
2110192046	W	11/3/2020	INV 27065	100002077	BRW INCORPORATED CITIES	1004903533	KR	188210	10049035332021	5080009000	502:00:02	491.60	491.60	491.60	11/19/2020
2120241697	E	11/18/2020	INV 3820215	100075795	CLEAR MOUNTAIN REFRESHMENT SERVICE	1004903556	KR	188210	10049035562021	5040011000	502:00:02	37.04	10.90	10.90	11/20/2020
2120241697	E	11/18/2020	INV 3804807	100075795	CLEAR MOUNTAIN REFRESHMENT SERVICE	1004903562	KR	188210	10049035622021	5040003100	502:00:02	0.00	26.14	26.14	11/20/2020
	PT	11/6/2020	236		10840904		SA	188210		5030005000	502:00:02	2,658.91-	2,658.91-	2,658.91-	
2110195807	W	11/5/2020	INV 63753	100178352	HORTICARE & ASSOCIATES INCORPORATIO	1004904963	KR	188210	10049049632021	5030005000	502:00:02	408.75	408.75	408.75	11/13/2020
	PY	11/6/2020	ARKPRO1305		7623198		YB	188230		5010001000	501:00:00	11,007.44	11,007.44	11,007.44	
	PY	11/6/2020	ARKPRO1305		7623198		YB	188230		5010005000	501:00:03	742.35	742.35	742.35	
	PY	11/6/2020	ARKPRO1305		7623198		YB	188230		5010006500	501:00:03	101.45	101.45	101.45	
	PY	11/6/2020	ARKPRO1305		7623198		YB	188230		5010007000	501:00:03	1,686.34	1,686.34	1,686.34	
2110203170	W	11/9/2020	INV 5257314	100157816	ARKANSAS INFORMATION CONSORTIUM LLC	1004905492	KR	188210	10049054922021	5080002200	502:00:02	582.15	582.15	582.15	11/17/2020
2120253421	A	11/24/2020	0236111620200076	100099611	US BANK CPS	8043208882	ZY	188210	4246044555710080	5020005000	502:00:02	212.03	212.03	55.72	11/30/2020
2120253421	A	11/24/2020	0236111620200076	100099611	US BANK CPS	8043208882	ZY	188210	4246044555710080	5090006000	502:00:02	0.00	0.00	126.12	11/30/2020
2120253421	A	11/24/2020	0236111620200076	100099611	US BANK CPS	8043208882	ZY	188210	4246044555710080	5090022000	502:00:02	0.00	0.00	30.19	11/30/2020

Board of Licensure for PE's/PS's
Agency 236 Fund NES0000 Fund Ctr 857

2110212987	W	11/17/2020	INV CI-00007310	9901350028	UNIVERSITY OF ARKANSAS	1004909765	KR	188210	10049097652021	5030002000	502:00:02	736.44	736.44	736.44	11/24/2020
2110216886	W	11/19/2020	REFUND	W023601	William Crabb	1004910605	KR	188210		5110002000	502:00:02	75.00	75.00	75.00	
2110221851	W	11/24/2020	INV6181119201-70	9904700001	DEPT OF TRANSFORMATION & SHARED SER	1004911763	KR	188210	10049117632021	5020003500	502:00:02	1,300.32	1,300.32	212.15	
2110221851	W	11/24/2020	INV6181119201-70	9904700001	DEPT OF TRANSFORMATION & SHARED SER	1004911763	KR	188210	10049117632021	5040008500	502:00:02	0.00	0.00	95.00	
2110221851	W	11/24/2020	INV6181119201-70	9904700001	DEPT OF TRANSFORMATION & SHARED SER	1004911763	KR	188210	10049117632021	5020002000	502:00:02	0.00	0.00	158.61	
2110221851	W	11/24/2020	INV6181119201-70	9904700001	DEPT OF TRANSFORMATION & SHARED SER	1004911763	KR	188210	10049117632021	5020004200	502:00:02	0.00	0.00	475.00	
2110221851	W	11/24/2020	INV6181119201-70	9904700001	DEPT OF TRANSFORMATION & SHARED SER	1004911763	KR	188210	10049117632021	5020004300	502:00:02	0.00	0.00	152.16	
2110221851	W	11/24/2020	INV6181119201-70	9904700001	DEPT OF TRANSFORMATION & SHARED SER	1004911763	KR	188210	10049117632021	5020004000	502:00:02	0.00	0.00	26.74	
2110221851	W	11/24/2020	INV6181119201-70	9904700001	DEPT OF TRANSFORMATION & SHARED SER	1004911763	KR	188210	10049117632021	5090027000	502:00:02	0.00	0	180.66	
	PY	11/20/2020	ARKPRO1311			7628711	YB	188230		5010001000	501:00:00	11,007.41	11,007.41	11,007.41	
	PY	11/20/2020	ARKPRO1311			7628711	YB	188230		5010005000	501:00:03	751.08	751.08	751.08	
	PY	11/20/2020	ARKPRO1311			7628711	YB	188230		5010006500	501:00:03	92.74	92.74	92.74	
	PY	11/20/2020	ARKPRO1311			7628711	YB	188230		5010007000	501:00:03	1,686.33	1,686.33	1,686.33	
2110221128	W	11/24/2020	INV 400002455196	100061983	ENTERGY ARKANSAS INC	1004912522	KR	188210	10049125222021	5040001000	502:00:02	226.41	226.41	226.41	
2110221355	W	11/24/2020	INV SH411001 B	100179999	SHARP ELECTRONICS CORP	51453622	RE	188210	514536222021	5040007000	502:00:02	202.90	202.90	202.90	
2110221795	W	11/24/2020	ACC 8030024305	800001526	CITY OF LITTLE ROCK	1004912506	KR	188210	10049125062021	5040003000	502:00:02	150.72	97.10	97.10	
2110221795	W	11/24/2020	ACC 8030052304	800001526	CITY OF LITTLE ROCK	1004912512	KR	188210	10049125122021	5040003000	502:00:02	0.00	53.62	53.62	
2110223421	W	11/29/2020	INV SH411001 A	100179999	SHARP ELECTRONICS CORP	1004912918	KR	188210	10049129182021	5030001000	502:00:02	20.52	20.52	20.52	
												31,380.11	31,380.11	31,380.11	

5010001000 Regular Salaries Staff

October FY21

FOR period start date	For-period end date	Personnel Number	Name of Employee or Applicant	Wage Type	Amount	Posting document
9/20/2020	10/3/2020	84350	GRANT GRIGG	1252 Sick	103.15	9883739
9/20/2020	10/3/2020	84350	GRANT GRIGG	1252 Sick	235.77	9883739
9/20/2020	10/3/2020	84350	GRANT GRIGG	1251 Vaca	235.77	9883739
9/20/2020	10/3/2020	84350	GRANT GRIGG	1200 Regu	1,783.04	9883739
9/20/2020	10/3/2020	84350	GRANT GRIGG	/845 Total	0.00	9883739
			GRANT GRIGG		2,357.73	
9/20/2020	10/3/2020	1185	HEATHER N RICHARDSON	/845 Total	0.00	9883739
9/20/2020	10/3/2020	1185	HEATHER N RICHARDSON	1200 Regu	2,679.67	9883739
9/20/2020	10/3/2020	1185	HEATHER N RICHARDSON	1251 Vaca	297.74	9883739
			HEATHER N RICHARDSON		2,977.41	
9/20/2020	10/3/2020	7804	KEISHA L WRIGHT	/845 Total	0.00	9883739
9/20/2020	10/3/2020	7804	KEISHA L WRIGHT	1200 Regu	1,170.93	9883739
9/20/2020	10/3/2020	7804	KEISHA L WRIGHT	1252 Sick	33.46	9883739
9/20/2020	10/3/2020	7804	KEISHA L WRIGHT	1252 Sick	133.82	9883739
			KEISHA L WRIGHT		1,338.21	
9/20/2020	10/3/2020	28444	LINDA S STONE	/845 Total	0.00	9883739
9/20/2020	10/3/2020	28444	LINDA S STONE	1200 Regu	1,555.17	9883739
9/20/2020	10/3/2020	28444	LINDA S STONE	1251 Vaca	60.02	9883739
9/20/2020	10/3/2020	28444	LINDA S STONE	1251 Vaca	65.48	9883739
9/20/2020	10/3/2020	28444	LINDA S STONE	1251 Vaca	65.48	9883739
			LINDA S STONE		1,746.15	
9/20/2020	10/3/2020	19356	MARILYN F SMITH	1251 Vaca	62.44	9883739
9/20/2020	10/3/2020	19356	MARILYN F SMITH	1251 Vaca	15.61	9883739
9/20/2020	10/3/2020	19356	MARILYN F SMITH	1200 Regu	1,170.80	9883739
9/20/2020	10/3/2020	19356	MARILYN F SMITH	1114 Care	1,500.00	9883739
9/20/2020	10/3/2020	19356	MARILYN F SMITH	/845 Total	0.00	9883739
			MARILYN F SMITH		2,748.85	
9/20/2020	10/3/2020	28472	VIRGINIA S DAVIS	/845 Total	0.00	9883739
9/20/2020	10/3/2020	28472	VIRGINIA S DAVIS	1251 Vaca	669.54	9883739
9/20/2020	10/3/2020	28472	VIRGINIA S DAVIS	1251 Vaca	669.54	9883739
			VIRGINIA S DAVIS		1,339.08	
					12,507.43	
FOR period start date	For-period end date	Personnel Number	Name of Employee or Applicant	Wage Type	Amount	Posting document
10/4/2020	10/17/2020	84350	GRANT GRIGG	1251 Vaca	117.89	9903001
10/4/2020	10/17/2020	84350	GRANT GRIGG	1251 Vaca	44.21	9903001
10/4/2020	10/17/2020	84350	GRANT GRIGG	1251 Vaca	117.89	9903001
10/4/2020	10/17/2020	84350	GRANT GRIGG	1200 Regu	2,077.76	9903001
10/4/2020	10/17/2020	84350	GRANT GRIGG	/845 Total	0.00	9903001
			GRANT GRIGG		2,357.75	
10/4/2020	10/17/2020	1185	HEATHER N RICHARDSON	1252 Sick	55.83	9903001
10/4/2020	10/17/2020	1185	HEATHER N RICHARDSON	1251 Vaca	297.74	9903001
10/4/2020	10/17/2020	1185	HEATHER N RICHARDSON	1200 Regu	2,623.84	9903001
10/4/2020	10/17/2020	1185	HEATHER N RICHARDSON	1114 Care	1,200.00	9903001
10/4/2020	10/17/2020	1185	HEATHER N RICHARDSON	/845 Total	0.00	9903001
			HEATHER N RICHARDSON		4,177.41	
10/4/2020	10/17/2020	7804	KEISHA L WRIGHT	/845 Total	0.00	9903001
10/4/2020	10/17/2020	7804	KEISHA L WRIGHT	1114 Care	1,200.00	9903001
10/4/2020	10/17/2020	7804	KEISHA L WRIGHT	1200 Regu	1,179.30	9903001
10/4/2020	10/17/2020	7804	KEISHA L WRIGHT	1251 Vaca	133.82	9903001
10/4/2020	10/17/2020	7804	KEISHA L WRIGHT	1252 Sick	25.09	9903001
			KEISHA L WRIGHT		2,538.21	
10/4/2020	10/17/2020	28444	LINDA S STONE	/845 Total	0.00	9903001
10/4/2020	10/17/2020	28444	LINDA S STONE	1200 Regu	1,604.28	9903001
10/4/2020	10/17/2020	28444	LINDA S STONE	1251 Vaca	98.22	9903001
10/4/2020	10/17/2020	28444	LINDA S STONE	1251 Vaca	43.65	9903001
			LINDA S STONE		1,746.15	
10/4/2020	10/17/2020	19356	MARILYN F SMITH	1252 Sick	15.61	9903001
10/4/2020	10/17/2020	19356	MARILYN F SMITH	1252 Sick	124.88	9903001
10/4/2020	10/17/2020	19356	MARILYN F SMITH	1251 Vaca	124.88	9903001
10/4/2020	10/17/2020	19356	MARILYN F SMITH	1251 Vaca	124.88	9903001
10/4/2020	10/17/2020	19356	MARILYN F SMITH	1251 Vaca	62.44	9903001

10/4/2020	10/17/2020	19356	MARILYN F SMITH	1200 Regl	796.14	9903001
10/4/2020	10/17/2020	19356	MARILYN F SMITH	/845 Total	0.00	9903001
			MARILYN F SMITH		1,248.83	
10/4/2020	10/17/2020	28472	VIRGINIA S DAVIS	1200 Regl	669.54	9903001
10/4/2020	10/17/2020	28472	VIRGINIA S DAVIS	1251 Vaca	669.54	9903001
10/4/2020	10/17/2020	28472	VIRGINIA S DAVIS	/845 Total	0.00	9903001
			VIRGINIA S DAVIS		1,339.08	
					13,407.43	

5010001000 Regular Salaries Staff

November FY21

FOR period start date	For-period end date	Personnel Number	Name of Employee or Applicant	Wage Type	Amount	Posting document
10/18/2020	10/31/2020	84350	GRANT GRIGG	1200 Regl	2,357.74	9921874
			GRANT GRIGG		2,357.74	
10/18/2020	10/31/2020	1185	HEATHER N RICHARDSON	/845 Total	0.00	9921874
10/18/2020	10/31/2020	1185	HEATHER N RICHARDSON	1200 Regl	2,344.71	9921874
10/18/2020	10/31/2020	1185	HEATHER N RICHARDSON	1251 Vaca	37.22	9921874
10/18/2020	10/31/2020	1185	HEATHER N RICHARDSON	1251 Vaca	595.48	9921874
			HEATHER N RICHARDSON		2,977.41	
10/18/2020	10/31/2020	7804	KEISHA L WRIGHT	1252 Sick	33.46	9921874
10/18/2020	10/31/2020	7804	KEISHA L WRIGHT	1252 Sick	50.18	9921874
10/18/2020	10/31/2020	7804	KEISHA L WRIGHT	1251 Vaca	16.73	9921874
10/18/2020	10/31/2020	7804	KEISHA L WRIGHT	1200 Regl	1,237.84	9921874
10/18/2020	10/31/2020	7804	KEISHA L WRIGHT	/845 Total	0.00	9921874
			KEISHA L WRIGHT		1,338.21	
10/18/2020	10/31/2020	28444	LINDA S STONE	1252 Sick	349.23	9921874
10/18/2020	10/31/2020	28444	LINDA S STONE	1252 Sick	43.65	9921874
10/18/2020	10/31/2020	28444	LINDA S STONE	1200 Regl	1,353.27	9921874
10/18/2020	10/31/2020	28444	LINDA S STONE	/845 Total	0.00	9921874
			LINDA S STONE		1,746.15	
10/18/2020	10/31/2020	19356	MARILYN F SMITH	1251 Vaca	23.42	9921874
10/18/2020	10/31/2020	19356	MARILYN F SMITH	1200 Regl	1,225.43	9921874
10/18/2020	10/31/2020	19356	MARILYN F SMITH	/845 Total	0.00	9921874
			MARILYN F SMITH		1,248.85	
10/18/2020	10/31/2020	28472	VIRGINIA S DAVIS	/845 Total	0.00	9921874
10/18/2020	10/31/2020	28472	VIRGINIA S DAVIS	1200 Regl	1,330.71	9921874
10/18/2020	10/31/2020	28472	VIRGINIA S DAVIS	1252 Sick	8.37	9921874
			VIRGINIA S DAVIS		1,339.08	
					11,007.44	
FOR period start date	For-period end date	Personnel Number	Name of Employee or Applicant	Wage Type	Amount	Posting document
11/1/2020	11/14/2020	84350	GRANT GRIGG	1251 Vaca	235.77	9940976
11/1/2020	11/14/2020	84350	GRANT GRIGG	1251 Vaca	235.77	9940976
11/1/2020	11/14/2020	84350	GRANT GRIGG	1251 Vaca	235.77	9940976
11/1/2020	11/14/2020	84350	GRANT GRIGG	1251 Vaca	44.21	9940976
11/1/2020	11/14/2020	84350	GRANT GRIGG	1211 Holid	235.77	9940976
11/1/2020	11/14/2020	84350	GRANT GRIGG	1200 Regl	1,370.44	9940976
11/1/2020	11/14/2020	84350	GRANT GRIGG	/845 Total	0.00	9940976
			GRANT GRIGG		2,357.73	
11/1/2020	11/14/2020	1185	HEATHER N RICHARDSON	1251 Vaca	297.74	9940976
11/1/2020	11/14/2020	1185	HEATHER N RICHARDSON	1251 Vaca	148.87	9940976
11/1/2020	11/14/2020	1185	HEATHER N RICHARDSON	1251 Vaca	74.44	9940976
11/1/2020	11/14/2020	1185	HEATHER N RICHARDSON	1211 Holid	297.74	9940976
11/1/2020	11/14/2020	1185	HEATHER N RICHARDSON	1200 Regl	2,158.62	9940976
11/1/2020	11/14/2020	1185	HEATHER N RICHARDSON	/845 Total	0.00	9940976
			HEATHER N RICHARDSON		2,977.41	
11/1/2020	11/14/2020	7804	KEISHA L WRIGHT	/845 Total	0.00	9940976
11/1/2020	11/14/2020	7804	KEISHA L WRIGHT	1200 Regl	802.92	9940976
11/1/2020	11/14/2020	7804	KEISHA L WRIGHT	1250 Holid	133.82	9940976
11/1/2020	11/14/2020	7804	KEISHA L WRIGHT	1251 Vaca	133.82	9940976
11/1/2020	11/14/2020	7804	KEISHA L WRIGHT	1251 Vaca	267.64	9940976
			KEISHA L WRIGHT		1,338.20	
11/1/2020	11/14/2020	28444	LINDA S STONE	/845 Total	0.00	9940976
11/1/2020	11/14/2020	28444	LINDA S STONE	1200 Regl	1,560.62	9940976
11/1/2020	11/14/2020	28444	LINDA S STONE	1211 Holid	174.62	9940976
11/1/2020	11/14/2020	28444	LINDA S STONE	1252 Sick	10.91	9940976

			LINDA S STONE		1,746.15	
11/1/2020	11/14/2020	10356	MARILYN F SMITH	1602 FFR	240.77	0010076
11/1/2020	11/14/2020	19356	MARILYN F SMITH	1602 FFR	249.77	9940976
11/1/2020	11/14/2020	19356	MARILYN F SMITH	1602 FFR	249.77	9940976
11/1/2020	11/14/2020	19356	MARILYN F SMITH	1250 Holid	124.88	9940976
11/1/2020	11/14/2020	19356	MARILYN F SMITH	1200 Regl	374.65	9940976
11/1/2020	11/14/2020	19356	MARILYN F SMITH	/845 Total	0.00	9940976
			MARILYN F SMITH		1,248.84	
11/1/2020	11/14/2020	28472	VIRGINIA S DAVIS	1250 Holid	133.01	0010076
11/1/2020	11/14/2020	28472	VIRGINIA S DAVIS	1200 Regl	535.63	9940976
11/1/2020	11/14/2020	28472	VIRGINIA S DAVIS	/845 Total	0.00	9940976
11/1/2020	11/14/2020	28472	VIRGINIA S DAVIS	1251 Vaca	669.54	9940976
			VIRGINIA S DAVIS		1,339.08	
					11,007.41	

FY21 Period 0-5 November	Debit	Credit	Balance
1000236001 CJ ELS 0236 # 001	29,797.82	-29,797.82	0
1010103000 Petty Cash	200	-200	0
** Cash On Hand	29,997.82	-29,997.82	0
1100001000 Treasury	1,476,181.21	-222,156.72	1,254,024.49
1100001001 Treasury Outgoing	57,949.35	-61,450.22	-3,500.87
1100001003 Treasury EFT Out	2,483.62	-2,483.62	0
1100001005 Treasury Tnsfrs Out	163,887.10	-163,887.10	0
1100001006 Treasury Tnsfrs In	4,554.83	-4,554.83	0
* Cash Available to Spend	1,705,056.11	-454,532.49	1,250,523.62
1100001002 Treasury Incoming	32,857.23	-32,857.23	0
1100001004 Treasury EFT In	6,640,622.01	-6,640,622.01	0
* Deposits in Transit	6,673,479.24	-6,673,479.24	0
** Cash in State Treasury	8,378,535.35	-7,128,011.73	1,250,523.62
1100002000 Non-AASIS House Bank	8,933.00	-8,933.00	0
** Cash in Bank	8,933.00	-8,933.00	0
1120001000 Invest CD	313,966.67	-119,674.16	194,292.51
** Investments	313,966.67	-119,674.16	194,292.51
1130001000 Customer AR	3,200.00	0	3,200.00
** Customer Receivables	3,200.00	0	3,200.00
1140003100 Int Agy Due to/from	1,905.00	-1,905.00	0
1140003300 Payroll Fund DT/DF	156,292.67	-156,292.67	0
** Interfund Receivable	158,197.67	-158,197.67	0
1160001000 Accrued Interest	2,762.03	-2,762.03	0
** Accrued Income	2,762.03	-2,762.03	0
1190002000 PP Exp - Accrual Eng	2,530.00	-2,530.00	0
1190002500 PP Exp - YE Accruals	11,953.77	-11,953.77	0
** Pre-Paid Expenses	14,483.77	-14,483.77	0
1990110000 Land Improve (Mod)	69,366.19	0	69,366.19
1990130000 Buildings (Modified)	1,118,138.67	0	1,118,138.67
1990150000 Equipment (Modified)	27,733.97	-26,295.12	1,438.85
1990160000 Low Val Assets (Mod)	58,974.78	-6,363.23	52,611.55
1991100000 AUC (Modified)	46,525.72	-46,525.72	0
** Modified Accrual Fixed Assets	1,320,739.33	-79,184.07	1,241,555.26
1991320000 Land Improv FullCAFR	69,366.19	0	69,366.19
1991321000 Land Improv(FContra)	0	-69,366.19	-69,366.19
1991340000 Buildings Full CAFR	1,118,138.67	0	1,118,138.67
1991341000 Buildings (F Contra)	0	-1,118,138.67	-1,118,138.67
1991360000 Equipment Full CAFR	37,928.00	-36,489.15	1,438.85
1991361000 Equip. F Contra CAFR	10,194.03	-37,928.00	-27,733.97
1991370000 Low Val Asset (Full)	65,338.01	-12,726.46	52,611.55
1991371000 LVA (Full Contra)	0	-95,863.34	-95,863.34
1992100000 AC Dep Lnd Imp(Full)	0	-32,000.41	-32,000.41
1992300000 AC Dep Bldg(Full)	0	-306,867.91	-306,867.91
1992500000 AC Dep Equipmnt(Full)	29,700.58	-31,139.43	-1,438.85
1992600000 AC Dep LV Asset(Full)	12,726.46	-65,338.01	-52,611.55
** Full Accrual Fixed Assets	1,343,391.94	-1,805,857.57	-462,465.63
2110001000 Vendor AP	26,007.22	-26,007.22	0
2110001100 Vendor Accrued Liab	1,754.64	-1,754.64	0
2110001101 Other Govt AP	240	-240	0
2110001102 Local Govt AP	825.67	-825.67	0
2111001000 GRIR Clearing	1,296,488.07	-1,296,488.07	0
** Accounts Payable	1,325,315.60	-1,325,315.60	0
2110003000 Due To Other Funds	28,840.43	-28,840.43	0

2110004100 Inter Agency Due To	4,558.09	-4,558.09	0
** Interfund Due-To	33,398.52	-33,398.52	0
2112004000 Due to Other Gov.	193.4	-193.4	0
** Due to Other Governments	193.4	-193.4	0
2115006000 Acc Salary & Ben YE	15,925.96	-15,925.96	0
** Payroll Liability	15,925.96	-15,925.96	0
2120002300 UseSaleTax AP Offset	0	-3.73	-3.73
2120003091 02 Use Tax Payable	92.8	0	92.8
2120003099 Use Tax Payable Accr	28.58	-127.75	-99.17
** Due to Revenue	121.38	-131.48	-10.1
2130001100 Unearned Income	493,040.00	-493,040.00	0
** Unearned Revenues	493,040.00	-493,040.00	0
2115007000 Comp Ab Current	5,026.48	-5,026.48	0
2230002000 NC Accr Comp Absence	24,982.37	-24,982.37	0
** Accrued Leave	30,008.85	-30,008.85	0
2890002000 DFRD INFLOW-REVENUES	6,400.00	-6,400.00	0
** Deferred Inflows of Resources	6,400.00	-6,400.00	0
3000000000 Fund Equity Clearing	974,759.50	-1,146,089.52	-171,330.02
3000002000 Fund Balance	44.44	-325,169.00	-325,124.56
3000004000 Net Asset Restricted	13,328.56	0	13,328.56
3900000000 Batch Input-Asset Ld	27,887.50	-10,194.03	17,693.47
3902100000 Inv GFA Lnd Imp (Mod	0	-69,366.19	-69,366.19
3902300000 Inv GFA Bldg (Mod)	0	-1,118,138.67	-1,118,138.67
3902500000 Inv GFA Equip (Mod)	26,295.12	-27,733.97	-1,438.85
3902600000 Inv GFA LVA(Modified	6,363.23	-58,974.78	-52,611.55
** Fund Balance	1,048,678.35	-2,755,666.16	-1,706,987.81
4041002000 APPLICATION FEES	0	-62,650.00	-62,650.00
4041005000 TESTING FEES	0	-1,200.00	-1,200.00
4041007000 RENEWAL FEE	120	-151,495.00	-151,375.00
4041028000 OTHER FEES	0	-1,975.00	-1,975.00
4041041000 REINSTATEMENT	0	-2,300.00	-2,300.00
** OR - Fees	120	-219,620.00	-219,500.00
4042002100 NBR - Penalties	3,200.00	-3,200.00	0
** OR - Fines and Penalties	3,200.00	-3,200.00	0
4043002100 NBR LICENSE & PERMIT	1,905.00	-493,040.00	-491,135.00
** OR - Licenses and Permits	1,905.00	-493,040.00	-491,135.00
4047099000 MISC REVENUE	0	-1	-1
** OR - Miscellaneous	0	-1	-1
4049003000 INTEREST DISTRIB	0	-2,904.53	-2,904.53
4049003100 NBR Invest Earnings	386.03	0	386.03
4049007000 INTEREST CERT. DEP.	0	-682.91	-682.91
** OR - Investment Revenue	386.03	-3,587.44	-3,201.41
5010001000 00 Regular Salaries	127,082.20	0	127,082.20
5010001100 NBR - Personal Svs.	0	-12,949.34	-12,949.34
5010001600 NBR - Emp Benefits	0	-3,023.27	-3,023.27
5010001900 Stipends	0	0	0
5010005000 03 FICA & Medic Exp	8,710.01	0	8,710.01
5010006000 03 Ben Ins Exp HAL	15,120.00	-2,520.00	12,600.00
5010006500 Agency Cost of ARCAP	1,031.47	0	1,031.47
5010007000 03 Retirement Exp	19,468.99	0	19,468.99
5010091000 NBR-Comp Ab. Expense	0	-30,008.85	-30,008.85
** Salary Expense	171,412.67	-48,501.46	122,911.21
5020001000 Postage	240	0	240
5020002000 Telecomm Wired	803.26	0	803.26

5020003500	02 Connectivity	1,060.75	0	1,060.75
5020004000	Network Services Exp	133.71	0	133.71
5020004200	Internet Serv-Tech	7,992.78	0	7,992.78
5020004300	02 Server &Email Svc	814.98	0	814.98
5020005000	Freight	143.9	0	143.9
5020006000	NBR Com & Trans Com	8,686.01	-4,511.44	4,174.57
**	Communication & Transp. of Commoditi	19,875.39	-4,511.44	15,363.95
5030001000	Printing	216.01	0	216.01
5030002000	Bind Copy Collate	2,275.95	0	2,275.95
5030004100	NBR Printing & Adv.	0	-21.14	-21.14
**	Printing & Advertising	2,491.96	-21.14	2,470.82
5030005000	02-Bldg & Grds Maint	9,686.82	-2,658.91	7,027.91
5030005100	Pest Control CI 02	491.59	0	491.59
5030008000	Office Equip Maint	209.28	0	209.28
5030021000	NBR - Repair & Serv.	0	-313.38	-313.38
**	Repairing & Servicing	10,387.69	-2,972.29	7,415.40
5040001000	Electricity	1,527.51	0	1,527.51
5040003000	Water & Sewage	825.67	0	825.67
5040003100	02 Water	95.86	0	95.86
5040007000	Rent of Office Equip	1,514.88	-71.48	1,443.40
5040008500	02 Rent-Data Proc Eq	475	0	475
5040011000	Other Rent & Leases	54.5	0	54.5
5040012000	NBR -Utilities & Ren	0	-571.47	-571.47
**	Utilities & Rent	4,493.42	-642.95	3,850.47
5060001000	Professional Adm Fee	3,470.00	0	3,470.00
**	Professional Services & Fees	3,470.00	0	3,470.00
5070001000	Surety Perform Bonds	27.6	0	27.6
5070003000	Bld Contents Ins	1,526.42	0	1,526.42
5070007000	Other Insurance	254.28	0	254.28
**	Insurance & Bonds	1,808.30	0	1,808.30
5080002200	EFT PROCESSING FEES	3,288.35	0	3,288.35
5080009000	Janitorial Service	2,458.00	0	2,458.00
5080014100	Recycling Services	130.24	0	130.24
5080029000	NBR - Other Exp, Svs	3,267.76	-1,042.05	2,225.71
**	Other Expenses & Services	9,144.35	-1,042.05	8,102.30
5090006000	Office Supplies	1,144.40	-10.89	1,133.51
5090018000	Subscriptions Pubs	395.11	0	395.11
5090022000	02-Kit,Jan,House Sup	357.57	0	357.57
5090026300	02 Dsktop,Laptop,PDA	109.68	0	109.68
5090027000	Software/Licenses	903.3	0	903.3
**	Commodities, Materials & Supplies	2,910.06	-10.89	2,899.17
5110002000	02 Other Refund/Reim	785	0	785
**	Refunds, Taxes & Claims	785	0	785
6080001000	REF TO EXP-CURR YEAR	2,658.91	-2,658.91	0
**	Refunds	2,658.91	-2,658.91	0
5901020000	Depr Expense (Full)	17,500.31	0	17,500.31
**	Depreciation/Amortization	17,500.31	0	17,500.31
6061003000	Inter-Agy Xfers Out	7,227.63	0	7,227.63
**	Transfers In/Out	7,227.63	0	7,227.63
6990001000	Prior Yr Warr Outlaw	0	-75	-75
**	Prior Year Adjustment	0	-75	-75
***	BALANCE	14,787,066.36	-14,787,066.36	0

Arkansas State Board of Licensure
For
Professional Engineers And Professional Surveyors
623 Woodlane Drive, Little Rock, Arkansas*
Agenda for January 12, 2021 Board meeting

1. 10:00 a.m. Call to order President Engstrom

2. Consent Agenda
 - a. Approve Minutes of November 10, 2020 meeting
 - b. Conditionally licensed registrants
 - i. Reinstatements, PE Comity (with MLE qualifications), and Temporary Permits
 - ii. EI's & SI's
 - iii. COA's
 - c. Director recommendations

3. Administrative Items
 - a. Financial Report for October and November 2020
 - b. SOFI Reminder
 - c. Approval of 2021 Annual Expenses and Stipends
 - d. Transformation-Labor and Licensing Update
 - e. 93rd General Assembly-Regular Session 2021
 - f. Surveying Examination Committee Report

4. Applicants/discuss applications lists
 - a. Applications recommended for discussion by the Director and items removed from sections 2.b. of the consent agenda

5. Complaint Committee Report Grant Grigg
 - a. Complaint Status Report
 - b. Case Management Statistics
 - c. Complaint Committee Consent Agenda
 - d. CPC Audit

6. Board Topics
 - a. Other Business (COVID-19, NCEES, Newsletter, etc.)
 - b. Next scheduled Board Meeting March 9, 2021 at 10:00 am

**The January 12, 2021 Board Meeting was held via ZOOM due to COVID-19 and the state restrictions on meetings.*