

Arkansas State Board of Licensure
for Professional Engineers and Professional Surveyors
Minutes – May 12, 2020

A meeting of The Board was convened via ZOOM at 10:00 a.m. in the offices of the Board (623 Woodlane Dr., Little Rock, Arkansas) by President Rod Williams. Members attending were Brian Moore, Ivan Hoffman, Jim Engstrom, Scott Bennett, Tom Scott, David Beasley, Donald Perry, and Kyle Salyer. Others attending included; Executive Director Heather Richardson, Asst. Executive Director Linda Stone, Chief Investigator Grant Grigg, Attorney General's Office, Sara Farris, Agency Counsel, and Clay Smith, Governor's Office.

The Consent Agenda was reviewed with motion made (Engstrom moved, Beasley seconded) and carried to ratify the following:

- a. Meeting minutes of March 10, 2020;
- b. Attached lists of conditionally licensed P.E.'s, Temporary Permits (with Engineer Model Law Qualifications), E.I.'s, S.I.'s and C.O.A.'s.;
- c. Executive Director Recommendations to;
 - Approve licensure for,
 - Bachina, Rohith Venkata Sai K EI
 - Barahona, Michael A. PE – C
 - Bevier, William Douglas PE – C
 - Bishop, David Q. EI
 - Church, Jimmy Ray PE – C
 - Cruz Sanchez, Miguel A. PE – C
 - Davis, Clinton L. PE – C
 - Evans, Terry Bernar PE – O, subject to passing the PE exam
 - Giffin, Jacob M. PE – O, subject to passing the PE exam
 - Gooranorimi, Omid PE – C
 - Granger, Donnaire PE – O, subject to passing the PE exam
 - Henson, Donald G. PE – O, subject to passing the PE exam
 - Holmer, Robert E. PE – C
 - Meiners, Theodore Joseph PE – C
 - Nimmagadda, Harsha Kiran PE – C
 - Ojdrovic, Rasko P. PE – C
 - Rathsburg, Brittany Rae PE – O, subject to passing the PE exam
 - Sivyer, Alexander J. H. PE – C
 - Spence, Jacob Steven PE – O, subject to passing the PE exam
 - Swafford, C. Wayne PE – C
 - Vorderbruggen, Alan Joseph PE – C
 - Young, Andrew R. PE – C
 - Deny licensure to,
 - McAllister, Haelea J EI

The following administrative matters were discussed and/or acted upon:

- Financial Reports (Cash Fund, Revenue Reconciliations, Zwarrant Check Activity, Payroll Posting, and AASIS Trial Balance) for February and March 2020. Financial Reports ratified by motion made (Beasley moved, Engstrom seconded) and carried.
- The Rules are scheduled to be initially reviewed as per Act 820 of 2019 by Administrative Rules Subcommittee of the Legislative Council on May 14, 2020.
- Department of Labor and Licensing (DLL) – Due to the COVID-19 pandemic, the ADLL issued Travel Restrictions and a Public Health Emergency Leave Policy.
- The Survey Exam Committee met on May 11, 2020 at 1:00pm, it was reported that due to the COVID-19 pandemic, the April 2020 Arkansas State Specific Exam was postponed.
- Motion made (Hoffman moved, Engstrom seconded) and carried to approve and execute Richard Elgin's Arkansas Specific Surveying Exam Consultant Contract for the period July 1, 2020 – June 30, 2021.
- Arkansas Historic Preservation Program and their nomination request to add the Zero Milestone Marker to the Arkansas Register of Historic Places. Motion made (Beasley moved, Hoffman seconded) and carried to accept the nomination.

The Board acted upon the following applicants:

- Mark M. Bacon PE – Deny comity licensure, motion made (Beasley moved, Engstrom seconded) and carried, does not meet the current nor prior Rules of the Board (needs Exams).
- Peyman Dadkhah PE – Approve comity licensure, motion made (Engstrom moved, Scott seconded) and carried.

Applicants Continued:

- Thomas A. Dunn PS – Defer comity licensure, motion made (Hoffman moved, Beasley seconded) and carried, needs to document his USPLSS and platting experience.
- Thomas Aaron Fitzhugh PS – Defer comity licensure, motion made (Hoffman moved, Beasley seconded) and carried, needs to document his USPLSS and platting experience.
- Yonas F. Ghebremedhin EI – Approve licensure, motion made (Engstrom moved, Beasley seconded) and carried.
- Gulick Chad Aaron PS – Defer comity licensure, motion made (Hoffman moved, Beasley seconded) and carried, needs to document his USPLSS and platting experience.
- Amir S. Irahyyim PE – Approve comity licensure, motion made (Beasley moved, Bennett seconded) and carried.
- Mark Edward Johnson PS – Approve comity licensure, subject to passing the AR State Specific Exam, motion made (Hoffman moved, Salyer seconded) and carried.
- Christopher Jay Maniscalco PE – Deny comity licensure, motion made (Engstrom moved, Salyer seconded) and carried, based upon not meeting the current nor prior Rules of the Board (needs exams or more experience).
- Jordan Turner Patoka PE – Approve comity licensure, motion made (Beasley moved, Moore seconded) and carried.
- Jill Renae Souter PS – Defer comity licensure, motion made (Hoffman moved, Beasley seconded) and carried, needs to document his USPLSS and platting experience.
- Jones Engineering – motion was made (Williams moved, Hoffman seconded) and carried that the Board acknowledges the Article of Dissolution as required in the July 19, 2018 Consent Agreement.
- Nova Technologies – Motion made (Hoffman moved, Beasley seconded) and carried, that the director, with Agency Counsel assistance, will inform Nova Technologies that work for the Department of Defense does not require a Certificate of Authorization.

On behalf of the Complaint Committee, Mr. Grigg presented the following:

- Status of Complaints
 - Case 2019-05 In the Matter of Hoelzeman v Herndon Complaint received on May 14, 2019. Complaint alleging negligence in the practice of engineering, inquiry letter sent on May 14, 2019. Answer received May 22, 2019. Consent Agreement reviewed by Complaint Committee on May 12, 2020.
 - Case 2019-08 in the Matter of Lowery v Beadle. Complaint received on August 28, 2019. Complaint alleges negligence in the practice of surveying, inquiry letter sent on August 28, 2019. Answer received September 18, 2019.
- Case Management Statistics
- Consent Agenda, motion made (Moore moved, Hoffman seconded) and carried (Williams abstained) to accept the Committees recommendation on:
 - 2019-05, Hoelzeman v Herndon, accept the draft Consent Agreement and assess a Civil Penalty of \$250.00.
- CPC Audit – PS Audit has been completed with no instances of non-compliance.

These Board Topics were discussed:

NCEES's response to COVID-19 – cancellation of the 2020 Southern Zone and Annual Meetings, and April 2020 exams.

The May 2020, 40th Edition the PELS Newsletter has been published and is posted on our website.


The next Regular Board meeting will be July 14, 2020 at 10:00 am.

Election of Officers for FY21:

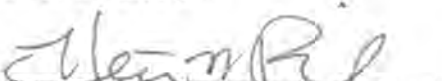
President – Motion made (Beasley moved, Hoffman seconded) and carried to elect Member Engstrom.

Vice-President – Motion made (Williams moved, Beasley seconded) and carried to elect Member Salyer.

Business being thus concluded the meeting adjourned at 12:00 pm.


Rod Williams, President

07/15/2020
Date


Heather Richardson, Executive Director

7/15/2020
Date

2.b.i - PE's, Temporary Permits (with Model Law Qualifications), reapply due to 3 times fail exam, & reinstatements

PE #	Last Name	First	Middle	Type	Comity State	Temp #
8077	Billings	Paul	B.	PE - C	TN	Reinstatement
12638	Colvin	Steven	Mark	PE - C	MO	Reinstatement
19430	Abkemeier	Thomas	Joseph	PE - C		
19431	Fugate	Jeffrey	Lee	PE - C		
19432	Johnson	Joseph	Riley	PE - C		
19433	Loser	Matthew	W.	PE - C		
19434	McDuffee	Victor	L.	PE - C		
19435	Swift	John	M.	PE - C		
19436	Szymkowski	Todd	Daniel	PE - C		
19437	Brodziak	John	Edward	PE - C		
19438	Donahue	Erin	Kathleen	PE - C		
19439	Janssen	Robert	J.	PE - C		
19440	Burke	Gerald	A.	PE - C		
19441	Duncan	Chris	S.	PE - C		
19442	Hymel	Dennis	Michael	PE - C		
19443	Parham	James	Alan	PE - C		
19444	Wright	Ethan	James	PE - C		
19445	Beyer	William	Edward	PE - C		
19446	Trenshaw	Aaron	John	PE - C		
19447	Buckingham	Mark	A.	PE - C		
19448	Veach	Kenneth	A.	PE - C		
19449	Carsello	Victor	G.	PE - C		
19450	Davis	Benjamin	L.	PE - C		
19451	Proios	Thomas	George	PE - C		
19452	Boyce	Matthew	Joseph	PE - C		
19453	Montoya	Christopher	Angelo	PE - C		
19454	Olson	David	Taylor	PE - C		
19455	Underwood	Eric	S.	PE - C		
19456	Clark	Justin	L.	PE - C		
19457	Clinger	Wayne	Anthony	PE - C		
19458	Gray	Brian	C.	PE - C		
19459	Roseborough	Nix	T.	PE - C		
19460	Delrie	Jason	Brent	PE - C		
19461	Jobes	Caleb	Amos	PE - C		
19462	Stapp	Jason	Robert	PE - C		
19463	Klassen	Douglas	R.	PE - C		
19464	Wyssling	Scott	Edwin	PE - C		
19465	Levine	Richard	Stuart	PE - C		
19466	Patrick	Michael	Darren	PE - C		
19467	Rogers	Robin	R.	PE - C		
19468	Young	Jack	Mitchell	PE - C		
19481	Arvay	Peter	John	PE - C		
19482	Chorice	Dylan	F.	PE - C		
19483	Baker	John	L.	PE - C		

Agenda Items 2.a.i., 2.a.ii., 2.a.iii.

19484	Pace	Rodney	Austin	PE - C		
19485	Colecchia	Mario		PE - C		
19486	Maiden	Andrea	Tinn	PE - C		
19487	Campbell	Alexander	C.	PE - C		
19488	Fox	Clayton	R.	PE - C		
19489	Kuether	Jennifer	E.	PE - C		
19490	Raisi	Kameron	M.	PE - C		
19491	Andrews	John	D.	PE - C		
19492	Augustine	Anthony	Christopher	PE - C		
19493	Caylor	Paul	Andrew	PE - C		
19494	Anderson	Catherine	Rae	PE - C		
19495	Michels	Zachary	P.	PE - C		
19496	Kearns	Robert	Neel	PE - C		
19497	Marcanik	John	D.	PE - C		
19498	Hughes	Christina	Michelle	PE - C		
19499	Font	Christopher	Jon	PE - C		
19500	Kyle	Robert		PE - C		
19501	Burke	Kolby	Kevin	PE - C		
19502	Richter	Jonathan	L.	PE - C		
19503	Miller	Tysen	Otto	PE - C		
19504	Fritz	Bethany	C.	PE - C		
19505	Foshee	Jonathan	Russell	PE - C		
19506	Sheaffer	Jeffery	Michael	PE - C		
19507	Preslar	Daniel	Alton	PE - C		
19508	Davidson	Ronald	T.	PE - C		
19509	Makin	Mark	L.	PE - C		
19510	Lawton	Eric	Brian	PE - C		
19511	Walquist	Robert	A.	PE - C		
19512	Anderson	Amanda	Jeanne	PE - C		
19513	Conrad	Jesserend	G.	PE - C		
19514	Tohid	Usama		PE - C		
19515	Erter	Samuel	Duane	PE - C		
19516	Wood	Bryan	T.	PE - C		
19517	Barney	Adam	Joseph	PE - C		
19518	Daswani	Raj		PE - C		
19519	Johnson	James	Stanley	PE - C		
19520	Pena-Alfaro	Lando		PE - C		
19521	Robinson	Spencer	N.	PE - C		
19522	Smith	Robert	Blake	PE - C		
19523	Suddeth	Blake	Lawrence	PE - C		
19524	Wall	Terry	W.	PE - C		
19525	Berkowitz	Courtney	R.	PE - C		
19526	Bryan	Austen	James	PE - C		
19527	Cappello	Matthew		PE - C		
19528	Carlson	Michael	Dana	PE - C		
19529	Clark	Jeremy	T.	PE - C		

Agenda Items 2.a.i., 2.a.ii., 2.a.iii.

19530	Poole	Andrew	William	PE - C		
19531	McColloch	Connor	Andrew	PE - C		
19532	McPherson	Joshua	F.	PE - C		
19533	Baker	Colby	Heath	PE - C		
19534	Bilella	James	Anthony	PE - C		
19535	Holt	Thomas	Alexander	PE - C		
19536	Martin	Michael	Todd	PE - C		
19537	Redd	Michael	R.	PE - C		
19538	Repsch	Michael	Steven	PE - C		
19539	Wamae	Gideon	M.	PE - C		
19540	Pastor	Robert	James	PE - C		
19541	Rojanatavorn	Paason		PE - C		
19542	Wietzki	Adam	J.	PE - C		
19543	Conrad	Keith	Alan	PE - C		
19544	Drury	Scott	Ronald	PE - C		
19545	O'Malley	Erin	E.	PE - C		
19546	Sullivan	Owen	A.	PE - C		

2.b.ii - SI's & EI's

Intern	Last Name	First	Middle	Type
9149	Owen	Evan	C.	EI
9150	Tierney	Paul	J.	EI
9151	Diaz	Rene		EI
9152	Giffin	Jacob	M.	EI
9153	Chambers	Jordan	M.	EI
9154	Callaway	Jacob	Estes	EI
9155	McCleary	James	Patrick	EI
9156	Graeter	Rebecca	Lynn	EI
9160	Gould	Sarah	Catherine	EI
9161	Burns	Tanner	C.	EI
9162	Bruce	Morgan	Nichole	EI
9163	Weigle	Joel	D.	EI
9164	Reisbeck	Elizabeth	Lee	EI
9165	Clemons	Jonathan	K.	EI

2.b.iii - Reinstated & new COA's (Certificates of Authority)

COA #	Company Name	Address	City	State	Zip	Type	AR PE/PS in CHG
1416	Universal Engineering Sciences, LLC	3532 Maggie Blvd	Orlando	FL	32811-6697	Engineering	Richard Kushner PE #12244
2416	Wick Fisher White	100 N. Independence Mall West St	Philadelphia	PA	19106-1521	Engineering	Stephen White PE #15058
3725	Charles Owen Engineering, LLC	586 Hazelton Drive	Madison	MS	39110-7317	Engineering	Charles Clayton PE #5632
3726	BUF Studio	702 SE 5th st. Suite 30	Bentonville	AR	72712-7599	Engineering	Andrew Finnegan PE #15650
3727	Goodfriend Magruder Structure LLC	53 W Jackson Blvd	Chicago	IL	60604-4098	Engineering	Robert Magruder PE #18600
3728	Van Boerum & Frank Associates, Inc.	181 E 5600 S	Murray	UT	84107-6108	Engineering	Benjamin Davis PE #19450
3729	T.E., Inc.	830 N Riverside Dr	Renton	WA	98057-5600	Engineering	Ann Tieu PE #9352

Agenda Items 2.a.i., 2.a.ii., 2.a.iii.

3730	Hg Consult, Inc.	9111 NE 79th Street	Kansas City	MO	64158-7620	Engineering	Earl Harrison PE #18474
3731	ThermalTech Engineering	1503 Monroe Ave	Memphis	TN	38104-3736	Engineering	Nathan Brussee PE #19256
3732	GK Engineers, LLC	5959 West Loop South Ste 385	Bellaire	TX	77401-2400	Engineering	Davia Gernand PE #19154
3733	Global Fire Protection Group LLC	957 Aringa Way	Avondale	PA	19311-0113	Engineering	John Campbell PE #8508
3734	AECOM Power E&C, Inc.	3320 E Goldstone Way	Meridian	ID	83642-1026	Engineering	Denice Gonzales PE #18118
3735	ZFI Engineering Co.	8411 S Walker	Oklahoma City	OK	73139-9447	Engineering	John Bocox PE #14732
3736	The Consulting Engineers Group-NM, P.C.	5600 Wyoming Blvd NE Ste 205	Albuquerque	NM	87109-3176	Engineering	Christopher Montoya PE #19453
3737	Tora Consulting, LLC	509 Harwich Ct	Lexington	SC	29072-7252	Engineering	Brandon Mogan PE #19405
3738	IBI Group Engineering Services (USA) Inc.	8101 North High St Ste100	Columbus	OH	43235-1406	Engineering	James Fox PE #11330
3739	Parham Engineering Consultants, Inc.	253 South Peters Road	Knoxville	TN	37923-5204	Engineering	James Parham PE #19443
3740	Engineering Perspective Inc	2601 S Hub Drive, Ste. #A	Independence	MO	64055-2092	Engineering	Carl Martin PE #15820
3741	Cain and Associates Engineers & Constructo	PO Box 16313	Mobile	AL	36616-0313	Engineering	Terry Livingston PE #18401
3742	Buxton Kubik Dodd, Inc.	3100 S. National Avenue	Springfield	MO	65807-7349	Engineering	Dylan Chorice PE #19482
3743	Kartchner Beaucannon Associates	1722 South 80 W	Orem	UT	84058-7415	Engineering	Richard Kartchner PE #19202
3744	not issued						
3745	Derive Engineers D.P.C.	665 Broadway	New York	NY	10012-2300	Engineering	Robert Kearns PE #19496
3746	Edge Integrity Investors, LLC	2945 E. 78th St.	Tulsa	OK	74136-8733	Survey	Michael Ray PS #1582
3747	Dominion Interests, Inc.	2402 Commonwealth St Ste 200	Houston	TX	77006-2571	Engineering	Michael Green PE #9969

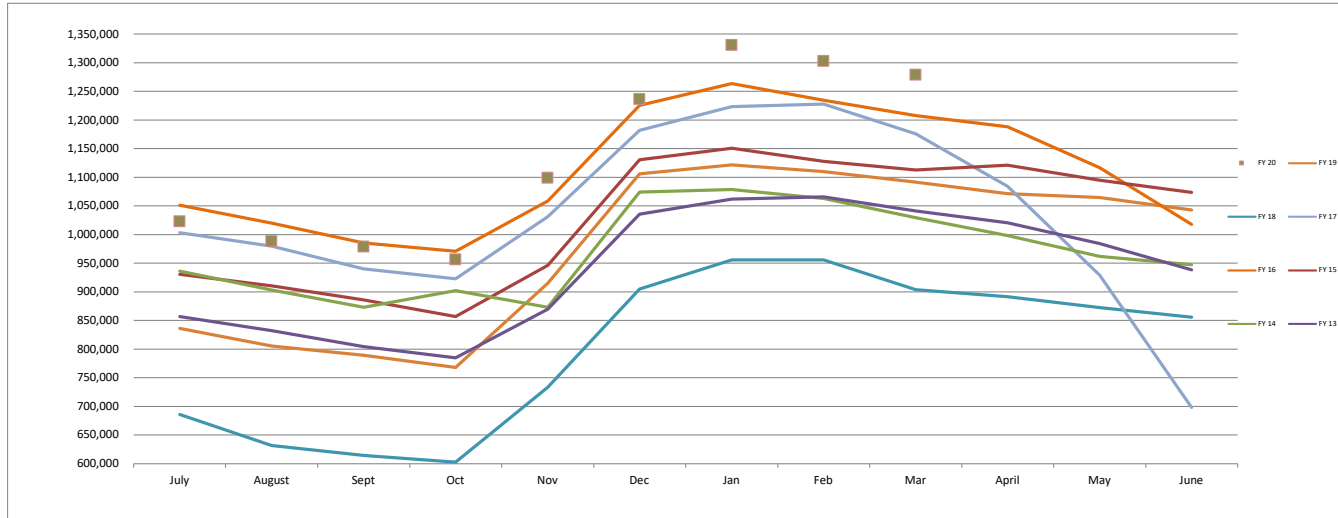
CI	Funds Ctr/CI Title	2019 Appropriatn	Adjustments	Blocks	Adjusted Appropriatn	Estm'd Salary Holding	FY20 Adjusted Appropriatn	July	August	September	October	November	December	January	February	March	April	May	June	Total Expenditures	Commitments	Remaining Appropriation					
00	Salaries	270247	0	0	270,247	0	270,247	21,694.54	34,941.51	21,369.70	25,415.67	21,815.68	21,515.66	33,833.53	21,815.69	21,935.67	0.00	0.00	0.00	224,337.65	0.00	45,909.35					
01	Extra Help	12000	0	0	12,000	0	12,000	0.00	0.00	0.00	0.00	0.00	0.00	0.00	0.00	0.00	0.00	0.00	0.00	0.00	0.00	12,000.00					
03	Matching	91767	0	0	91,767	0	91,767	7,442.23	10,495.97	7,376.82	8,361.37	7,488.47	7,465.50	10,241.85	7,582.03	7,497.89	0.00	0.00	0.00	73,952.13	0.00	17,814.87					
02	Operating Expense	208649	0	0	208,649	0	208,649	11,106.62	10,076.77	4,971.80	10,321.64	7,529.21	13,037.68	16,824.94	18,107.79	10,881.79	0.00	0.00	0.00	102,858.24	417.35	105,373.41					
09	Travel	10227	0	0	10,227	0	10,227	450.00	810.87	0.00	0.00	0.00	0.00	0.00	350.00	0.00	0.00	0.00	0.00	1,610.87	0.00	8,616.13					
10	Prof. Fees	7144	0	0	7,144	0	7,144	0.00	0.00	0.00	0.00	3,470.00	0.00	0.00	0.00	0.00	0.00	0.00	0.00	3,470.00	0.00	3,674.00					
Total								600,034	0	0	600,034	0	600,034	40,693.39	56,325.12	33,718.32	44,098.68	40,303.36	42,018.84	60,900.32	47,855.51	40,315.35	-	-	406,228.89	417.35	193,387.76

Revenue:	July	August	Sept	Oct	Nov	Dec	Jan	Feb	Mar	April	May	June	Revenue year to date	Commitments:
AASIS Total w/Adjustments	16,520.00	21,370.00	23,050.00	16,515.00	188,195.00	275,940.00	48,865.00	18,700.00	16,020.00	-	-	-	\$625,175.00	Lease Copier 202.90
4049003000 Interest-Treas	-	2,355.92	1,991.11	1,771.07	1,652.03	1,568.14	1,823.86	2,003.25	1,969.31	-	-	-	\$15,134.69	Lease Postage Meter 214.45
4049007000 Interest-CD's	-	-	485.85	839.57	-	-	292.80	550.48	2,168.70	-	-	-	\$4,337.40	
Total	16,520.00	23,725.92	25,526.96	19,125.64	189,847.03	277,508.14	50,981.66	21,253.73	20,158.01	-	-	-	\$644,647.09	417.35

Revenue/Expenditure	\$ (24,173.39)	\$ (32,599.20)	\$ (8,191.36)	\$ (24,973.04)	\$ 149,543.67	\$ 235,489.30	\$ (9,918.66)	\$ (26,601.78)	\$ (20,157.34)	\$ -	\$ -	\$ -	\$ 238,418.20
----------------------------	----------------	----------------	---------------	----------------	---------------	---------------	---------------	----------------	----------------	------	------	------	---------------

1120001000 CD's Balance	191,094.95	191,094.95	191,094.95	191,934.52	191,934.52	191,934.52	191,227.32	192,717.80	192,717.80	-	-	-	-
-------------------------	------------	------------	------------	------------	------------	------------	------------	------------	------------	---	---	---	---

Cash in Treasury (Fund Balance) FY20	1,022,715.37	988,316.17	978,521.46	956,325.66	1,098,529.33	1,236,313.63	1,330,827.17	1,302,890.01	1,278,458.97	-	-	-	-
Cash in Treasury (Fund Balance) FY19	835,835.85	805,506.86	789,264.63	768,139.37	915,034.82	1,105,939.17	1,121,434.45	1,110,046.39	1,091,480.55	1,071,049.40	1,064,326.74	1,042,542.13	-
Cash in Treasury (Fund Balance) FY18	685,827.35	631,739.95	614,253.23	602,410.19	733,187.89	905,039.81	955,943.33	955,943.33	903,595.34	891,206.09	872,667.13	855,400.80	-
Cash in Treasury (Fund Balance) FY17	1,003,210.91	979,538.39	939,922.11	922,966.65	1,031,004.94	1,181,890.40	1,223,465.37	1,227,862.29	1,175,864.69	1,084,029.62	928,996.58	698,343.92	-
Cash in Treasury (Fund Balance) FY16	1,051,363.67	1,020,043.11	985,160.44	970,973.31	1,058,524.89	1,225,340.94	1,263,677.73	1,234,354.94	1,207,899.78	1,188,287.76	1,116,814.04	1,017,972.56	-
Cash in Treasury (Fund Balance) FY15	930,434.09	910,304.89	885,550.00	857,008.56	946,010.48	1,130,574.19	1,150,879.53	1,127,630.93	1,112,401.97	1,121,157.49	1,095,000.01	1,073,722.38	-
Cash in Treasury (Fund Balance) FY14	936,113.10	902,906.19	873,059.38	901,833.57	873,059.38	1,074,138.68	1,078,802.37	1,062,925.51	1,029,406.70	997,978.78	962,023.37	947,010.07	-
Cash in Treasury (Fund Balance) FY13	856,824.56	832,025.98	804,146.45	784,629.37	869,350.59	1,035,446.38	1,061,635.32	1,065,694.66	1,041,365.09	1,020,708.32	984,184.68	938,483.10	-



**Board of Licensure for Prof Engineers and Prof Surveyors (0236)
FY20 Revenue Reconciliation for the Month ending February 2020**

AASIS Revenue

Amounts

Application Fees (4041002000)	\$ 12,450.00
Certificate Fees (4041004000)	\$ -
Testing Fees (4041005000)	\$ 300.00
Renewal Fees (4041007000)	\$ 4,115.00
Other Fees (4041028000)	\$ 300.00
Fines and Penalties (4042001000)	\$ -
Reinstatement Fees (4041041000)	\$ 500.00
AASIS Total:	\$ 17,665.00

Adjustments

PELS current month receipts posted in AASIS in subsequent (+)	1,355.00
PELS prior month receipts posted in AASIS in current (-)	(320.00)
AASIS current month receipts reversed in subsequent	0.00
AASIS prior month receipts reversed in current	0.00
AASIS Balance Forward:	\$ 18,700.00

PELS receipts

Application Fees (4041002000)	\$ 13,350.00
Certificate Fees (4041004000)	\$ -
Testing Fees (4041005000)	\$ 300.00
Renewal Fees (4041007000)	\$ 4,250.00
Other Fees (4041028000)	\$ 300.00
Fines and Penalties (4042001000)	\$ -
Reinstatement Fees (4041041000)	\$ 500.00
Misc Revenue (4047099000)	\$ -
PELS Balance Forward:	18,700.00

Overage/Shortage (AASIS Balance Forward / PELS Balance Forward): \$ -

Explanation for discrepancy:



Attachment: Financial Comparison AASIS to PELS:

February 2020

The information on this schedule accurately reflects the cash receipts that have been received and deposited by this agency during the stated month. The total receipts and total deposits have been reconciled to AASIS.

All figures noted on this report have been verified by reviewing the deposit register and trial balance for the stated month. Any discrepancies have been investigated and resolved.

All receipt numbers and licenses issued have been accounted for. Any discrepancies have been investigated and resolved.

 Fiscal Support Analyst	3/11/2020 Date
 Executive Director	3/11/2020 Date

FINANCIAL COMPARISON AASIS TO PELS

Feburary		2020					AASIS			PELS			Reconciliation	
AASIS Code	GL Acct	totals	Current month receipts posted in subsequent	prior month receipts posted in current	Current month receipts reversed in subsequent	Prior month receipts reversed in current	AASIS Balance Forward	PELS Deposit Summary	PELS Balance Forward	AASIS Balance Forward	PELS Balance Forward	Overage /Shortage		
255	4041002000	12,450.00	1,100.00	(200.00)	0.00	0.00	13,350.00	13,350.00	13,350.00	13,350.00	13,350.00	0.00		
257	4041004000	0.00	0.00	0.00	0.00	0.00	0.00	0.00	0.00	0.00	0.00	0.00		
258	4041005000	300.00	0.00	0.00	0.00	0.00	300.00	300.00	300.00	300.00	300.00	0.00		
260	4041007000	4,115.00	255.00	(120.00)	0.00	0.00	4,250.00	4,250.00	4,250.00	4,250.00	4,250.00	0.00		
281	4041028000	300.00	0.00	0.00	0.00	0.00	300.00	300.00	300.00	300.00	300.00	0.00		
539	4041041000	500.00	0.00	0.00	0.00	0.00	500.00	500.00	500.00	500.00	500.00	0.00		
284	4042001000	0.00	0.00	0.00	0.00	0.00	0.00	0.00	0.00	0.00	0.00	0.00		
586	4047099000	0.00	0.00	0.00	0.00	0.00	0.00	0.00	0.00	0.00	0.00	0.00		
		17,665.00	1,355.00	(320.00)	0.00	0.00	18,700.00	18,700.00	18,700.00	18,700.00	18,700.00	0.00		

Reconciling items

4041002000 4041004000 4041005000 4041007000 4041028000 4041041000

PELS items	PELS post date	AASIS Doc #	applications	certificate	exams	renewals	Temp	Reinstate	Totals
February posted in March	2/28/2020		1100				255		1355
									0
									0
									0
									0
									0
									0
									0
									0
									0
									0
									0
PELS receipts posted in Subsequent			1100	0	0	255	0	0	1355
January posted in February	1/31/2020	14676495	200				120		320
									0
									0
									0
									0
									0
									0
									0
PELS receipts posted from prior			200	0	0	120	0	0	320

Board of Licensure for Prof Engineers and Prof Surveyors (0236) FY20 Revenue Reconciliation for the Month ending March 2020

<u>AASIS Revenue</u>	<u>Amounts</u>
Application Fees (4041002000)	\$ 10,850.00
Certificate Fees (4041004000)	\$ -
Testing Fees (4041005000)	\$ 150.00
Renewal Fees (4041007000)	\$ 2,565.00
Other Fees (4041028000)	\$ 150.00
Fines and Penalties (4042001000)	\$ 500.00
Reinstatement Fees (4041041000)	\$ 200.00
AASIS Total:	\$ 14,415.00

<u>Adjustments</u>	
PELS current month receipts posted in AASIS in subsequent (+)	2,960.00
PELS prior month receipts posted in AASIS in current (-)	(1,355.00)
AASIS current month receipts reversed in subsequent	0.00
AASIS prior month receipts reversed in current	0.00
AASIS Balance Forward:	\$ 16,020.00

<u>PELS receipts</u>	
Application Fees (4041002000)	\$ 11,300.00
Certificate Fees (4041004000)	\$ -
Testing Fees (4041005000)	\$ 150.00
Renewal Fees (4041007000)	\$ 3,470.00
Other Fees (4041028000)	\$ 300.00
Fines and Penalties (4042001000)	\$ -
Reinstatement Fees (4041041000)	\$ 300.00
Misc Revenue (4047099000)	\$ -
PELS Balance Forward:	\$ 15,520.00

Overage/Shortage (AASIS Balance Forward / PELS Balance Forward):	\$ 500.00
---	------------------


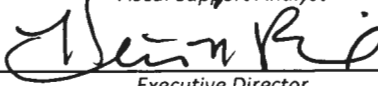
Explanation for discrepancy:
\$500.00 Penalty (case 2019-19) - Received on April 13, 2020.

Attachment: Financial Comparison AASIS to PELS: **March 2020**

The information on this schedule accurately reflects the cash receipts that have been received and deposited by this agency during the stated month. The total receipts and total deposits have been reconciled to AASIS.

All figures noted on this report have been verified by reviewing the deposit register and trial balance for the stated month. Any discrepancies have been investigated and resolved.

All receipt numbers and licenses issued have been accounted for. Any discrepancies have been investigated and resolved.

 Fiscal Support Analyst	4/13/2020 Date
 Executive Director	4/13/2020 Date

FINANCIAL COMPARISON AASIS TO PELS

		AASIS					PELS			Reconciliation		
AASIS Code	GL Acct	totals	Current month receipts posted in subsequent	prior month receipts posted in current	Current month receipts reversed in subsequent	Prior month receipts reversed in current	AASIS Balance Forward	PELS Deposit Summary	PELS Balance Forward	AASIS Balance Forward	PELS Balance Forward	Overage /Shortage
255	4041002000	10,850.00	1,550.00	(1,100.00)	0.00	0.00	11,300.00	11,300.00	11,300.00	11,300.00	11,300.00	0.00
257	4041004000	0.00	0.00	0.00	0.00	0.00	0.00	0.00	0.00	0.00	0.00	0.00
258	4041005000	150.00	0.00	0.00	0.00	0.00	150.00	150.00	150.00	150.00	150.00	0.00
260	4041007000	2,565.00	1,160.00	(255.00)	0.00	0.00	3,470.00	3,470.00	3,470.00	3,470.00	3,470.00	0.00
281	4041028000	150.00	150.00	0.00	0.00	0.00	300.00	300.00	300.00	300.00	300.00	0.00
539	4041041000	200.00	100.00	0.00	0.00	0.00	300.00	300.00	300.00	300.00	300.00	0.00
284	4042001000	500.00	0.00	0.00	0.00	0.00	500.00	0.00	0.00	500.00	0.00	500.00
586	4047099000	0.00	0.00	0.00	0.00	0.00	0.00	0.00	0.00	0.00	0.00	0.00
		14,415.00	2,960.00	(1,355.00)	0.00	0.00	16,020.00	15,520.00	15,520.00	16,020.00	15,520.00	500.00

Reconciling items \$500.00 Penalty (case 2019-19) Received on April 13, 2020

4041002000 4041004000 4041005000 4041007000 4041028000 4041041000

PELS items	PELS post date	AASIS Doc #	applications	certificate	exams	renewals	Temp	Reinstate	Totals
March posted in	3/26/2020	14685619	550				180	150	880
April	3/27/2020	14685620	600				660		1260
	3/30/2020	14685622	200				160		360
	3/31/2020	14686063	200						200
	03/26_27/2020	52239820				160		100	260
PELS receipts posted in Subsequent			1550	0	0	1160	150	100	2960
February posted in	2/28/2020	14682478	1100			255			1355
March									0
PELS receipts posted from prior			1100	0	0	255	0	0	1355

Board of Licensure for PE's/PS's
Agency 236 Fund NES0000 Fund Ctr 857

2010491549	W	3/11/2020	BOARD MTG MAR-20	106631	THOMAS R SCOTT III	1004790583	KR 188210	10047905832020	5050020400	502:00:02	9.16	9.16	9.16	
2010491557	W	3/11/2020	INV 107356	107356	DONALD M PERRY	1004790586	KR 188210	10047905862020	5050020400	502:00:02	115.92	115.92	115.92	
2010491802	W	3/11/2020	INV 0002503	100063324	MILFORD TRACK INC	1004790557	KR 188210	10047905572020	5090019000	502:00:02	141.24	141.24	141.24	3/24/2020
2010491544	W	3/11/2020	BOARD MTG MAR-20	106356	DAVID B BEASLEY	1004790576	KR 188210	10047905762020	5050020200	502:00:02	224.93	224.93	110.4	3/24/2020
2010491544	W	3/11/2020	BOARD MTG MAR-20	106356	DAVID B BEASLEY	1004790576	KR 188210	10047905762020	5050020400	502:00:02	0.00	0.00	114.53	3/24/2020
2010491539	W	3/11/2020	BOARD MTG MAR-20	102753	RODNEY D WILLIAMS	1004790572	KR 188210	10047905722020	5050020200	502:00:02	296.15	296.15	110.40	3/25/2020
2010491539	W	3/11/2020	BOARD MTG MAR-20	102753	RODNEY D WILLIAMS	1004790572	KR 188210	10047905722020	5050020100	502:00:02	0.00	0.00	22.58	3/25/2020
2010491539	W	3/11/2020	BOARD MTG MAR-20	102753	RODNEY D WILLIAMS	1004790572	KR 188210	10047905722020	5050020400	502:00:02	0.00	0.00	163.17	3/25/2020
2010492289	W	3/11/2020		100220903	QUADIENT LEASING USA INC	51345874	RE 188210	513458742020	5040007000	502:00:02	214.45	214.45	214.45	3/25/2020
2010491551	W	3/11/2020	BOARD MTG MAR-20	107087	KYLE SALYER PE PS	1004790559	KR 188210	10047905592020	5050020200	502:00:02	264.57	264.57	94.19	3/26/2020
2010491551	W	3/11/2020	BOARD MTG MAR-20	107087	KYLE SALYER PE PS	1004790559	KR 188210	10047905592020	5050020100	502:00:02	0.00	0.00	39.51	3/26/2020
2010491551	W	3/11/2020	BOARD MTG MAR-20	107087	KYLE SALYER PE PS	1004790559	KR 188210	10047905592020	5050020400	502:00:02	0.00	0.00	130.87	3/26/2020
	PY	3/13/2020	ARKPR01396			7526893	YB 188230		5010001000	501:00:00	10,757.82	10,757.82	10,757.82	
	PY	3/13/2020	ARKPR01396			7526893	YB 188230		5010005000	501:00:03	720.42	720.42	720.42	
	PY	3/13/2020	ARKPR01396			7526893	YB 188230		5010006500	501:00:03	104.37	104.37	104.37	
	PY	3/13/2020	ARKPR01396			7526893	YB 188230		5010007000	501:00:03	1,648.10	1,648.10	1,648.10	
2010500681	W	3/16/2020	INV 172402	100050577	WILLIAM A HARRISON INC	1004792923	KR 188210	10047929232020	5030005000	502:00:02	648.56	648.56	648.56	
2020692298	A	3/24/2020	0236031620200083	100099611	US BANK CPS	8041975658	ZY 188210	4246044555710080	5090006000	502:00:02	141.56	4.14-	3.32-	3/26/2020
2020692298	A	3/24/2020	0236031620200083	100099611	US BANK CPS	8041975658	ZY 188210	4246044555710080	5090019000	502:00:02	0	0	0.82-	3/26/2020
2020692298	A	3/24/2020	0236031620200084	100099611	US BANK CPS	8041975659	ZY 188210	4246044555710080	5020005000	502:00:02	0.00	145.70	24.38	3/26/2020
2020692298	A	3/24/2020	0236031620200084	100099611	US BANK CPS	8041975659	ZY 188210	4246044555710080	5090006000	502:00:02	0.00	0.00	104.95	3/26/2020
2020692298	A	3/24/2020	0236031620200084	100099611	US BANK CPS	8041975659	ZY 188210	4246044555710080	5090019000	502:00:02	0	0	8.86	3/26/2020
2020692298	A	3/24/2020	0236031620200084	100099611	US BANK CPS	8041975659	ZY 188210	4246044555710080	5090022000	502:00:02	0	0	7.51	3/26/2020
2010521883	W	3/18/2020	INV SH371830	100179999	SHARP ELECTRONICS CORP	51349470	RE 188210	513494702020	5040007000	502:00:02	202.90	202.90	202.90	4/1/2020
2010528459	W	3/22/2020	INV SH371830-B	100179999	SHARP ELECTRONICS CORP	1004794335	KR 188210	10047943352020	5030001000	502:00:02	143.96	143.96	143.96	4/2/2020

5010001000 Regular Salaries Staff

February-March FY20

FOR period start date	For-period end date	Personnel Number	Name of Employee or Applica	Wage Type	Amount	Posting document
1/26/2020	2/8/2020	84350	GRANT GRIGG	1251 Vaca	36.19	9529406
1/26/2020	2/8/2020	84350	GRANT GRIGG	1251 Vaca	43.43	9529406
1/26/2020	2/8/2020	84350	GRANT GRIGG	1251 Vaca	36.19	9529406
1/26/2020	2/8/2020	84350	GRANT GRIGG	1251 Vaca	14.48	9529406
1/26/2020	2/8/2020	84350	GRANT GRIGG	1200 Regu	2,185.78	9529406
1/26/2020	2/8/2020	84350	GRANT GRIGG	/845 Total	0.00	9529406
			GRANT GRIGG		2,316.07	
1/26/2020	2/8/2020	1185	HEATHER N RICHARDSON	1252 Sick	35.87	9529406
1/26/2020	2/8/2020	1185	HEATHER N RICHARDSON	1252 Sick	53.81	9529406
1/26/2020	2/8/2020	1185	HEATHER N RICHARDSON	1251 Vaca	286.98	9529406
1/26/2020	2/8/2020	1185	HEATHER N RICHARDSON	1251 Vaca	286.98	9529406
1/26/2020	2/8/2020	1185	HEATHER N RICHARDSON	1251 Vaca	125.55	9529406
1/26/2020	2/8/2020	1185	HEATHER N RICHARDSON	1200 Regu	2,080.60	9529406
1/26/2020	2/8/2020	1185	HEATHER N RICHARDSON	/845 Total	0.00	9529406
			HEATHER N RICHARDSON		2,869.79	
1/26/2020	2/8/2020	7804	KEISHA L WRIGHT	/845 Total	0.00	9529406
1/26/2020	2/8/2020	7804	KEISHA L WRIGHT	1200 Regu	1,183.09	9529406
1/26/2020	2/8/2020	7804	KEISHA L WRIGHT	1252 Sick	131.45	9529406
			KEISHA L WRIGHT		1,314.54	
1/26/2020	2/8/2020	28444	LINDA S STONE	1252 Sick	48.24	9529406
1/26/2020	2/8/2020	28444	LINDA S STONE	1252 Sick	75.04	9529406
1/26/2020	2/8/2020	28444	LINDA S STONE	1200 Regu	1,591.99	9529406
1/26/2020	2/8/2020	28444	LINDA S STONE	/845 Total	0.00	9529406
			LINDA S STONE		1,715.27	
1/26/2020	2/8/2020	19356	MARILYN F SMITH	/845 Total	0.00	9529406
1/26/2020	2/8/2020	19356	MARILYN F SMITH	1200 Regu	1,150.10	9529406
1/26/2020	2/8/2020	19356	MARILYN F SMITH	1251 Vaca	46.00	9529406
1/26/2020	2/8/2020	19356	MARILYN F SMITH	1252 Sick	30.67	9529406
			MARILYN F SMITH		1,226.77	
1/26/2020	2/8/2020	28472	VIRGINIA S DAVIS	/845 Total	0.00	9529406
1/26/2020	2/8/2020	28472	VIRGINIA S DAVIS	1200 Regu	1,249.63	9529406
1/26/2020	2/8/2020	28472	VIRGINIA S DAVIS	1252 Sick	8.22	9529406
1/26/2020	2/8/2020	28472	VIRGINIA S DAVIS	1252 Sick	32.89	9529406
1/26/2020	2/8/2020	28472	VIRGINIA S DAVIS	1252 Sick	16.44	9529406
1/26/2020	2/8/2020	28472	VIRGINIA S DAVIS	1252 Sick	8.22	9529406
			VIRGINIA S DAVIS		1,315.40	
					10,757.84	
FOR period start date	For-period end date	Personnel Number	Name of Employee or Applica	Wage Type	Amount	Posting document
2/9/2020	2/22/2020	84350	GRANT GRIGG	1251 Vaca	43.43	9549356
2/9/2020	2/22/2020	84350	GRANT GRIGG	1251 Vaca	231.61	9549356
2/9/2020	2/22/2020	84350	GRANT GRIGG	1211 Holid	231.61	9549356
2/9/2020	2/22/2020	84350	GRANT GRIGG	1200 Regu	1,809.42	9549356
2/9/2020	2/22/2020	84350	GRANT GRIGG	/845 Total	0.00	9549356
			GRANT GRIGG		2,316.07	
2/9/2020	2/22/2020	1185	HEATHER N RICHARDSON	1200 Regu	2,582.81	9549356
2/9/2020	2/22/2020	1185	HEATHER N RICHARDSON	1211 Holid	286.98	9549356
			HEATHER N RICHARDSON		2,869.79	
2/9/2020	2/22/2020	7804	KEISHA L WRIGHT	/845 Total	0.00	9549356
2/9/2020	2/22/2020	7804	KEISHA L WRIGHT	1200 Regu	1,051.64	9549356
2/9/2020	2/22/2020	7804	KEISHA L WRIGHT	1250 Holid	131.45	9549356
2/9/2020	2/22/2020	7804	KEISHA L WRIGHT	1251 Vaca	131.45	9549356
			KEISHA L WRIGHT		1,314.54	
2/9/2020	2/22/2020	28444	LINDA S STONE	/845 Total	0.00	9549356
2/9/2020	2/22/2020	28444	LINDA S STONE	1200 Regu	857.64	9549356
2/9/2020	2/22/2020	28444	LINDA S STONE	1211 Holid	171.53	9549356
2/9/2020	2/22/2020	28444	LINDA S STONE	1252 Sick	686.11	9549356
			LINDA S STONE		1,715.28	
2/9/2020	2/22/2020	19356	MARILYN F SMITH	1252 Sick	30.67	9549356
2/9/2020	2/22/2020	19356	MARILYN F SMITH	1250 Holid	122.68	9549356
2/9/2020	2/22/2020	19356	MARILYN F SMITH	1200 Regu	1,073.42	9549356
2/9/2020	2/22/2020	19356	MARILYN F SMITH	/845 Total	0.00	9549356
			MARILYN F SMITH		1,226.77	
2/9/2020	2/22/2020	28472	VIRGINIA S DAVIS	1252 Sick	12.33	9549356
2/9/2020	2/22/2020	28472	VIRGINIA S DAVIS	1252 Sick	4.11	9549356

2/9/2020	2/22/2020	28472	VIRGINIA S DAVIS	1252 Sick	61.66	9549356
2/9/2020	2/22/2020	28472	VIRGINIA S DAVIS	1250 Holid	131.54	9549356
2/9/2020	2/22/2020	28472	VIRGINIA S DAVIS	1200 Regu	1,105.76	9549356
2/9/2020	2/22/2020	28472	VIRGINIA S DAVIS	/845 Total	0.00	9549356

			VIRGINIA S DAVIS		1,315.40	
					10,757.85	

FOR period start date	For-period end date	Personnel Number	Name of Employee or Applicant	Wage Type	Amount	Posting document
-----------------------	---------------------	------------------	-------------------------------	-----------	--------	------------------

2/23/2020	3/7/2020	84350	GRANT GRIGG	1251 Vaca	28.95	9569258
2/23/2020	3/7/2020	84350	GRANT GRIGG	1251 Vaca	43.43	9569258
2/23/2020	3/7/2020	84350	GRANT GRIGG	1251 Vaca	14.48	9569258
2/23/2020	3/7/2020	84350	GRANT GRIGG	1200 Regu	2,229.20	9569258
2/23/2020	3/7/2020	84350	GRANT GRIGG	/845 Total	0.00	9569258

			GRANT GRIGG		2,316.06	
--	--	--	-------------	--	----------	--

2/23/2020	3/7/2020	1185	HEATHER N RICHARDSON	1200 Regu	2,869.79	9569258
-----------	----------	------	----------------------	-----------	----------	---------

			HEATHER N RICHARDSON		2,869.79	
--	--	--	----------------------	--	----------	--

2/23/2020	3/7/2020	7804	KEISHA L WRIGHT	/845 Total	0.00	9569258
2/23/2020	3/7/2020	7804	KEISHA L WRIGHT	1200 Regu	550.47	9569258
2/23/2020	3/7/2020	7804	KEISHA L WRIGHT	1251 Vaca	131.45	9569258
2/23/2020	3/7/2020	7804	KEISHA L WRIGHT	1251 Vaca	262.91	9569258
2/23/2020	3/7/2020	7804	KEISHA L WRIGHT	1252 Sick	131.45	9569258
2/23/2020	3/7/2020	7804	KEISHA L WRIGHT	1252 Sick	106.81	9569258
2/23/2020	3/7/2020	7804	KEISHA L WRIGHT	1265 Birth	131.45	9569258

			KEISHA L WRIGHT		1,314.54	
--	--	--	-----------------	--	----------	--

2/23/2020	3/7/2020	28444	LINDA S STONE	/845 Total	0.00	9569258
2/23/2020	3/7/2020	28444	LINDA S STONE	1200 Regu	1,656.32	9569258
2/23/2020	3/7/2020	28444	LINDA S STONE	1252 Sick	48.24	9569258
2/23/2020	3/7/2020	28444	LINDA S STONE	1252 Sick	10.72	9569258

			LINDA S STONE		1,715.28	
--	--	--	---------------	--	----------	--

2/23/2020	3/7/2020	19356	MARILYN F SMITH	1252 Sick	245.35	9569258
2/23/2020	3/7/2020	19356	MARILYN F SMITH	1252 Sick	15.33	9569258
2/23/2020	3/7/2020	19356	MARILYN F SMITH	1251 Vaca	245.35	9569258
2/23/2020	3/7/2020	19356	MARILYN F SMITH	1251 Vaca	122.68	9569258
2/23/2020	3/7/2020	19356	MARILYN F SMITH	1251 Vaca	7.67	9569258
2/23/2020	3/7/2020	19356	MARILYN F SMITH	1200 Regu	590.38	9569258
2/23/2020	3/7/2020	19356	MARILYN F SMITH	/845 Total	0.00	9569258

			MARILYN F SMITH		1,226.76	
--	--	--	-----------------	--	----------	--

2/23/2020	3/7/2020	28472	VIRGINIA S DAVIS	/845 Total	0.00	9569258
2/23/2020	3/7/2020	28472	VIRGINIA S DAVIS	1200 Regu	1,274.29	9569258
2/23/2020	3/7/2020	28472	VIRGINIA S DAVIS	1252 Sick	28.77	9569258
2/23/2020	3/7/2020	28472	VIRGINIA S DAVIS	1252 Sick	12.33	9569258

			VIRGINIA S DAVIS		1,315.39	
--	--	--	------------------	--	----------	--

					10,757.82	
--	--	--	--	--	-----------	--

FOR period start date	For-period end date	Personnel Number	Name of Employee or Applicant	Wage Type	Amount	Posting document
-----------------------	---------------------	------------------	-------------------------------	-----------	--------	------------------

3/8/2020	3/21/2020	84350	GRANT GRIGG	1252 Sick	231.61	9589039
3/8/2020	3/21/2020	84350	GRANT GRIGG	1252 Sick	231.61	9589039
3/8/2020	3/21/2020	84350	GRANT GRIGG	1251 Vaca	101.33	9589039
3/8/2020	3/21/2020	84350	GRANT GRIGG	1200 Regu	1,751.52	9589039
3/8/2020	3/21/2020	84350	GRANT GRIGG	/845 Total	0.00	9589039

			GRANT GRIGG		2,316.07	
--	--	--	-------------	--	----------	--

3/8/2020	3/21/2020	1185	HEATHER N RICHARDSON	/845 Total	0.00	9589039
3/8/2020	3/21/2020	1185	HEATHER N RICHARDSON	1200 Regu	2,833.92	9589039
3/8/2020	3/21/2020	1185	HEATHER N RICHARDSON	1251 Vaca	35.87	9589039

			HEATHER N RICHARDSON		2,869.79	
--	--	--	----------------------	--	----------	--

3/8/2020	3/21/2020	7804	KEISHA L WRIGHT	1251 Vaca	32.86	9589039
3/8/2020	3/21/2020	7804	KEISHA L WRIGHT	1200 Regu	1,281.68	9589039
3/8/2020	3/21/2020	7804	KEISHA L WRIGHT	/845 Total	0.00	9589039

			KEISHA L WRIGHT		1,314.54	
--	--	--	-----------------	--	----------	--

3/8/2020	3/21/2020	28444	LINDA S STONE	1265 Birth	21.44	9589039
3/8/2020	3/21/2020	28444	LINDA S STONE	1200 Regu	1,693.84	9589039
3/8/2020	3/21/2020	28444	LINDA S STONE	/845 Total	0.00	9589039

			LINDA S STONE		1,715.28	
--	--	--	---------------	--	----------	--

3/8/2020	3/21/2020	19356	MARILYN F SMITH	1251 Vaca	53.67	9589039
3/8/2020	3/21/2020	19356	MARILYN F SMITH	1200 Regu	1,173.10	9589039
3/8/2020	3/21/2020	19356	MARILYN F SMITH	/845 Total	0.00	9589039

			MARILYN F SMITH		1,226.77	
--	--	--	-----------------	--	----------	--

3/8/2020	3/21/2020	28472	VIRGINIA S DAVIS	/845 Total	0.00	9589039
----------	-----------	-------	------------------	------------	------	---------

3/8/2020	3/21/2020 28472	VIRGINIA S DAVIS	1200 Regu	1,298.96	9589039
3/8/2020	3/21/2020 28472	VIRGINIA S DAVIS	1252 Sick	16.44	9589039

		VIRGINIA S DAVIS		1,315.40	
				10,757.85	

--	--	--	--	--	--

--	--	--	--	--	--

--	--	--	--	--	--

--	--	--	--	--	--

		Mr. J. KYLE SALYER		60.00	
--	--	--------------------	--	-------	--

1/12/2020	1/25/2020 112945	Mr. THOMAS R. SCOTT	1163 60.00	60.00	9503674
-----------	------------------	---------------------	------------	-------	---------

		Mr. THOMAS R. SCOTT		60.00	
--	--	---------------------	--	-------	--

				360.00	
--	--	--	--	--------	--

5010001900 Stipends Board Members

FOR period start date	For-period end date	Personnel Number	Name of Employee or Applica	Wage Type	Amount	Posting document
-----------------------	---------------------	------------------	-----------------------------	-----------	--------	------------------

2/9/2020	2/22/2020	80783	DONALD M PERRY	1163 60.00	60.00	9549356
----------	-----------	-------	----------------	------------	-------	---------

			DONALD M PERRY		60.00	
--	--	--	----------------	--	-------	--

2/9/2020	2/22/2020	52612	HAROLD J ENGSTROM	1163 60.00	60.00	9549356
----------	-----------	-------	-------------------	------------	-------	---------

			HAROLD J ENGSTROM		60.00	
--	--	--	-------------------	--	-------	--

2/9/2020	2/22/2020	52614	IVAN HOFFMAN Jr	1163 60.00	60.00	9549356
----------	-----------	-------	-----------------	------------	-------	---------

			IVAN HOFFMAN Jr		60.00	
--	--	--	-----------------	--	-------	--

2/9/2020	2/22/2020	122804	Mr. J. KYLE SALYER	1163 60.00	60.00	9549356
----------	-----------	--------	--------------------	------------	-------	---------

			Mr. J. KYLE SALYER		60.00	
--	--	--	--------------------	--	-------	--

2/9/2020	2/22/2020	112945	Mr. THOMAS R. SCOTT	1163 60.00	60.00	9549356
----------	-----------	--------	---------------------	------------	-------	---------

			Mr. THOMAS R. SCOTT		60.00	
--	--	--	---------------------	--	-------	--

					300.00	
--	--	--	--	--	--------	--

FOR period start date	For-period end date	Personnel Number	Name of Employee or Applica	Wage Type	Amount	Posting document
-----------------------	---------------------	------------------	-----------------------------	-----------	--------	------------------

3/8/2020	3/21/2020	80783	DONALD M PERRY	1163 60.00	60.00	9589039
----------	-----------	-------	----------------	------------	-------	---------

			DONALD M PERRY		60.00	
--	--	--	----------------	--	-------	--

3/8/2020	3/21/2020	52612	HAROLD J ENGSTROM	1163 60.00	60.00	9589039
----------	-----------	-------	-------------------	------------	-------	---------

			HAROLD J ENGSTROM		60.00	
--	--	--	-------------------	--	-------	--

3/8/2020	3/21/2020	52614	IVAN HOFFMAN Jr	1163 60.00	60.00	9589039
----------	-----------	-------	-----------------	------------	-------	---------

			IVAN HOFFMAN Jr		60.00	
--	--	--	-----------------	--	-------	--

3/8/2020	3/21/2020	111903	Mr. BRIAN J. MOORE	1163 60.00	60.00	9589039
----------	-----------	--------	--------------------	------------	-------	---------

			Mr. BRIAN J. MOORE		60.00	
--	--	--	--------------------	--	-------	--

3/8/2020	3/21/2020	106621	Mr. DAVID B. BEASLEY	1163 60.00	60.00	9589039
----------	-----------	--------	----------------------	------------	-------	---------

			Mr. DAVID B. BEASLEY		60.00	
--	--	--	----------------------	--	-------	--

3/8/2020	3/21/2020	122804	Mr. J. KYLE SALYER	1163 60.00	60.00	9589039
----------	-----------	--------	--------------------	------------	-------	---------

			Mr. J. KYLE SALYER		60.00	
--	--	--	--------------------	--	-------	--

3/8/2020	3/21/2020	112945	Mr. THOMAS R. SCOTT	1163 60.00	60.00	9589039
----------	-----------	--------	---------------------	------------	-------	---------

			Mr. THOMAS R. SCOTT		60.00	
--	--	--	---------------------	--	-------	--

					420.00	
--	--	--	--	--	--------	--

FY20 Period 0-9 July -March	Debit	Credit	Balance
1000236001 CJ ELS 0236 # 001	72,340.00	-72,340.00	0
1010103000 Petty Cash	200	-200	0
** Cash On Hand	72,540.00	-72,540.00	0
1100001000 Treasury	1,693,888.98	-410,670.97	1,283,218.01
1100001001 Treasury Outgoing	134,857.38	-139,616.42	-4,759.04
1100001003 Treasury EFT Out	2,213.24	-2,213.24	0
1100001005 Treasury Tnsfrs Out	275,855.68	-275,855.68	0
1100001006 Treasury Tnsfrs In	4,554.83	-4,554.83	0
* Cash Available to Spend	2,111,370.11	-832,911.14	1,278,458.97
1100001002 Treasury Incoming	87,099.41	-87,099.41	0
1100001004 Treasury EFT In	6,743,410.01	-6,743,410.01	0
* Deposits in Transit	6,830,509.42	-6,830,509.42	0
** Cash in State Treasury	8,941,879.53	-7,663,420.56	1,278,458.97
1100002000 Non-AASIS House Bank	8,933.00	-8,933.00	0
** Cash in Bank	8,933.00	-8,933.00	0
1120001000 Invest CD	315,452.46	-122,674.66	192,777.80
** Investments	315,452.46	-122,674.66	192,777.80
1130001000 Customer AR	18,100.00	-12,000.00	6,100.00
** Customer Receivables	18,100.00	-12,000.00	6,100.00
1140003100 Int Agy Due to/from	2,635.00	-2,635.00	0
1140003300 Payroll Fund DT/DF	275,516.48	-275,516.48	0
** Interfund Receivable	278,151.48	-278,151.48	0
1160001000 Accrued Interest	2,735.89	-2,735.89	0
** Accrued Income	2,735.89	-2,735.89	0
1190002000 PP Exp - Accrual Eng	2,530.00	-2,530.00	0
1190002500 PP Exp - YE Accruals	13,287.25	-13,287.25	0
** Pre-Paid Expenses	15,817.25	-15,817.25	0
1990110000 Land Improve (Mod)	69,366.19	0	69,366.19
1990130000 Buildings (Modified)	1,118,138.67	0	1,118,138.67
1990150000 Equipment (Modified)	27,733.97	-26,295.12	1,438.85
1990160000 Low Val Assets (Mod)	58,974.78	0	58,974.78
1991100000 AUC (Modified)	46,525.72	-46,525.72	0
** Modified Accrual Fixed Assets	1,320,739.33	-72,820.84	1,247,918.49
1991320000 Land Improv FullCAFR	69,366.19	0	69,366.19
1991321000 Land Improv(FContra)	0	-69,366.19	-69,366.19
1991340000 Buildings Full CAFR	1,118,138.67	0	1,118,138.67
1991341000 Buildings (F Contra)	0	-1,118,138.67	-1,118,138.67
1991360000 Equipment Full CAFR	37,928.00	-36,489.15	1,438.85
1991361000 Equip. F Contra CAFR	10,194.03	-37,928.00	-27,733.97
1991370000 Low Val Asset (Full)	58,974.78	0	58,974.78
1991371000 LVA (Full Contra)	0	-95,863.34	-95,863.34
1992100000 AC Dep Lnd Imp(Full)	0	-28,934.50	-28,934.50
1992300000 AC Dep Bldg(Full)	0	-281,933.33	-281,933.33
1992500000 AC Dep Equipmnt(Full)	29,700.58	-31,139.43	-1,438.85
1992600000 AC Dep LV Asset(Full)	0.32	-58,975.10	-58,974.78
** Full Accrual Fixed Assets	1,324,302.57	-1,758,767.71	-434,465.14
2110001000 Vendor AP	76,535.94	-76,535.94	0
2110001100 Vendor Accrued Liab	2,340.18	-2,340.18	0
2110001101 Other Govt AP	235	-235	0
2110001102 Local Govt AP	1,036.54	-1,036.54	0
2110002000 Employee AP	1,128.26	-1,128.26	0
2111001000 GRIR Clearing	1,301,261.91	-1,301,261.91	0
** Accounts Payable	1,382,537.83	-1,382,537.83	0
2110007500 VENDOR OVRPMNT CLRG	0	0	0
** Other Liabilities	0	0	0
2110003000 Due To Other Funds	51,920.20	-51,920.20	0
2110004100 Inter Agency Due To	3,100.72	-3,100.72	0
** Interfund Due-To	55,020.92	-55,020.92	0
2112004000 Due to Other Gov.	141.73	-141.73	0
** Due to Other Governments	141.73	-141.73	0

2115006000	Acc Salary & Ben YE	12,934.07	-12,934.07	0
**	Payroll Liability	12,934.07	-12,934.07	0
2120002300	UseSaleTax AP Offset	0	-3.73	-3.73
2120003091	02 Use Tax Payable	92.8	0	92.8
2120003099	Use Tax Payable Accr	28.58	-127.75	-99.17
**	Due to Revenue	121.38	-131.48	-10.1
2130001100	Unearned Income	476,765.00	-476,765.00	0
**	Unearned Revenues	476,765.00	-476,765.00	0
2115007000	Comp Ab Current	4,237.07	-4,237.07	0
2230002000	NC Accr Comp Absence	21,725.42	-21,725.42	0
**	Accrued Leave	25,962.49	-25,962.49	0
3000000000	Fund Equity Clearing	952,970.11	-984,449.42	-31,479.31
3000002000	Fund Balance	44.44	-325,169.00	-325,124.56
3000004000	Net Asset Restricted	13,328.56	0	13,328.56
3900000000	Batch Input-Asset Ld	27,887.50	-10,194.03	17,693.47
3902100000	Inv GFA Lnd Imp (Mod	0	-69,366.19	-69,366.19
3902300000	Inv GFA Bldg (Mod)	0	-1,118,138.67	-1,118,138.67
3902500000	Inv GFA Equip (Mod)	26,295.12	-27,733.97	-1,438.85
3902600000	Inv GFA LVA(Modified	0	-58,974.78	-58,974.78
**	Fund Balance	1,020,525.73	-2,594,026.06	-1,573,500.33
4041002000	APPLICATION FEES	0	-123,700.00	-123,700.00
4041005000	TESTING FEES	0	-2,750.00	-2,750.00
4041007000	RENEWAL FEE	0	-485,100.00	-485,100.00
4041028000	OTHER FEES	0	-2,400.00	-2,400.00
4041041000	REINSTATEMENT	0	-4,400.00	-4,400.00
**	OR - Fees	0	-618,350.00	-618,350.00
4042001000	FINES	0	-12,100.00	-12,100.00
**	OR - Fines and Penalties	0	-12,100.00	-12,100.00
4043002100	NBR LICENSE & PERMIT	2,635.00	-476,765.00	-474,130.00
**	OR - Licenses and Permits	2,635.00	-476,765.00	-474,130.00
4049003000	INTEREST DISTRIB	0	-17,446.42	-17,446.42
4049003100	NBR Invest Earnings	359.89	0	359.89
4049007000	INTEREST CERT. DEP.	0	-2,168.70	-2,168.70
**	OR - Investment Revenue	359.89	-19,615.12	-19,255.23
5010001000	00 Regular Salaries	221,817.65	0	221,817.65
5010001100	NBR - Personal Svs.	0	-10,516.70	-10,516.70
5010001600	NBR - Emp Benefits	0	-2,470.09	-2,470.09
5010001900	Stipends	2,520.00	0	2,520.00
5010005000	03 FICA & Medic Exp	15,330.74	0	15,330.74
5010006000	03 Ben Ins Exp HAL	15,120.00	0	15,120.00
5010006500	Agency Cost of ARCAP	1,865.64	0	1,865.64
5010007000	03 Retirement Exp	33,982.45	0	33,982.45
5010008000	03 Unemploy Comp Exp	7,560.00	0	7,560.00
5010010000	03 Work Comp Prem Tx	93.3	0	93.3
5010091000	NBR-Comp Ab. Expense	0	-25,962.49	-25,962.49
**	Salary Expense	298,289.78	-38,949.28	259,340.50
5020001000	Postage	235	0	235
5020002000	Telecomm Wired	1,455.25	0	1,455.25
5020003500	02 Connectivity	1,973.85	0	1,973.85
5020004000	Network Services Exp	460.93	-126	334.93
5020004200	Internet Serv-Tech	17,737.32	0	17,737.32
5020004300	02 Server &Email Svc	1,156.86	0	1,156.86
5020005000	Freight	181.2	0	181.2
5020006000	NBR Com & Trans Com	9,683.44	-3,048.00	6,635.44
**	Communication & Transp. of Commoditi	32,883.85	-3,174.00	29,709.85
5030001000	Printing	568.95	0	568.95
5030002000	Bind Copy Collate	2,319.63	0	2,319.63
5030004100	NBR Printing & Adv.	0	-40.13	-40.13
**	Printing & Advertising	2,888.58	-40.13	2,848.45
5030005000	02-Bldg & Grds Maint	10,896.38	0	10,896.38
5030005100	Pest Control CI 02	300.84	0	300.84

5030008000 Office Equip Maint	209.28	0	209.28
5030021000 NBR - Repair & Serv.	0	-446.9	-446.9
** Repairing & Servicing	11,406.50	-446.9	10,959.60
5040001000 Electricity	3,461.71	0	3,461.71
5040003000 Water & Sewage	1,036.54	0	1,036.54
5040003100 02 Water	241.2	0	241.2
5040007000 Rent of Office Equip	5,547.66	-2,863.78	2,683.88
5040008500 02 Rent-Data Proc Eq	855	0	855
5040011000 Other Rent & Leases	65.4	0	65.4
5040012000 NBR -Utilities & Ren	0	-502.13	-502.13
** Utilities & Rent	11,207.51	-3,365.91	7,841.60
5050001000 02 Mileage	159.6	0	159.6
5050003100 02 - Meals	25.73	0	25.73
5050003200 02 - Lodging	132.06	0	132.06
5050004100 09 - Meals	69.87	0	69.87
5050004200 09 - Lodging	720.75	0	720.75
5050010000 09 Ground Transport	20.25	0	20.25
5050018000 09 Conf Seminar Fees	800	0	800
5050020100 02Bd Mmbr Trav Meals	693.17	0	693.17
5050020200 02Bd Mmbr Trav Lodg	3,794.38	0	3,794.38
5050020300 02Bd Mmbr Trav Other	1,017.64	0	1,017.64
5050020400 02BdMbr Trvl Mileage	5,543.24	0	5,543.24
5050024000 NBR Travel/Sub CI 09	327.1	-450	-122.9
** Travel & Subsistence	13,303.79	-450	12,853.79
5060001000 Professional Adm Fee	3,470.00	0	3,470.00
5080015000 02 MiscTech SrvNonIT	350	0	350
** Professional Services & Fees	3,820.00	0	3,820.00
5070001000 Surety Perform Bonds	28.02	0	28.02
5070003000 Bld Contents Ins	1,356.82	0	1,356.82
5070007000 Other Insurance	156.9	0	156.9
** Insurance & Bonds	1,541.74	0	1,541.74
5080001000 M&R Service Fees	48.4	0	48.4
5080002200 EFT PROCESSING FEES	24,515.10	0	24,515.10
5080006000 Assoc Member Dues	6,500.00	0	6,500.00
5080009000 Janitorial Service	4,424.40	0	4,424.40
5080014100 Recycling Services	370.69	0	370.69
5080029000 NBR - Other Exp, Svs	3,276.71	-982.75	2,293.96
** Other Expenses & Services	39,135.30	-982.75	38,152.55
5090006000 Office Supplies	1,442.27	-44.73	1,397.54
5090011100 02 Audio Vis Eq/Sup	163.5	0	163.5
5090018000 Subscriptions Pubs	524.78	0	524.78
5090019000 Food Purchases	1,407.60	-0.82	1,406.78
5090022000 02-Kit,Jan,House Sup	422.99	0	422.99
5090027000 Software/Licenses	1,625.94	0	1,625.94
5900004000 LVA Exp (Modified)	367.34	0	367.34
5901070000 LVA Exp Full	367.34	0	367.34
** Commodities, Materials & Supplies	6,321.76	-45.55	6,276.21
5110002000 02 Other Refund/Reim	2,120.00	0	2,120.00
5110015000 NBR Ref Taxes Claims	0	-60	-60
** Refunds, Taxes & Claims	2,120.00	-60	2,060.00
5901020000 Depr Expense (Full)	31,500.56	0	31,500.56
** Depreciation/Amortization	31,500.56	0	31,500.56
6060003100 INTER XFER IN REBATE	0	-2.81	-2.81
6060007200 M & R Transfers In	0	-121.5	-121.5
** Transfers In/Out	0	-124.31	-124.31
6990001000 Prior Yr Warr Outlaw	0	-225	-225
** Prior Year Adjustment	0	-225	-225
*** BALANCE	15,730,074.92	-15,730,074.92	0

Arkansas State Board of Licensure
For
Professional Engineers And Professional Surveyors
623 Woodlane Drive, Little Rock, Arkansas*
Agenda for May 12, 2020 Board meeting

1. 10:00 a.m. Call to order President Williams

2. Consent Agenda
 - a. Approve Minutes of March 10, 2020 meeting.
 - b. Conditionally licensed registrants
 - i. PE Comity and Temporary Permits (with Model Law Engineer qualifications)
 - ii. EI's & SI's
 - iii. COA's
 - c. Director recommendations

3. Administrative Items
 - a. Financial Report for February 2020 and March 2020
 - b. Board Rules Update
 - c. Transformation-Labor and Licensing Update
 - d. Survey Exam Committee
 - e. Review and approve Exam Consultants contract for FY2021
 - f. Zero Milestone for Arkansas Register of Historic Places

4. Applicants/discuss applications lists
 - a. Applications recommended for discussion by the Executive Director and items removed from sections 2.b. and 2.c. of the consent agenda
 - b. Jones Engineering-Articles of Dissolution
 - c. Nova Technologies COA waiver request

5. Complaint Committee Report Grant Grigg
 - a. Complaint Status Report
 - b. Case Management Statistics
 - c. Complaint Committee Consent Agenda
 - d. CPC Audit information

6. Board Topics
 - a. Other Business (COVID-19, NCEES, Newsletter, etc.)
 - b. Next scheduled Board Meeting July 14, 2020 at 10:00 am

7. Other
 - a. Election of Officers

**The May 12, 2020 Board Meeting was held via ZOOM due to COVID-19 and the state restrictions on meetings.*