

Arkansas State Board of Licensure
for Professional Engineers and Professional Surveyors
Minutes – March 10, 2020

A meeting of The Board was convened at 10:00 a.m. in the Board Room at 623 Woodlane Dr., Little Rock, Arkansas, by President Rod Williams. Other Members present were Brian Moore, Jim Engstrom, David Beasley, Scott Bennett, Kyle Salyer, Tom Scott, Don Perry, and Ivan Hoffman. Others attending included; Heather Richardson-Executive Director, Linda Stone-Asst. Executive Director, Grant Grigg-Chief Investigator, Sara Farris-Agency Counsel from Attorney General's Office and Clay Smith-Governor's Office.

The Consent Agenda was reviewed with motion made (Moore moved, Perry seconded) and carried to ratify the following:

- a. Meeting minutes of January 14 & February 11, 2020;
- b. Attached lists of conditionally licensed P.E.'s, Temporary Permits (with Engineer Model Law Qualifications), E.I.'s, S.I.'s and C.O.A.'s.;
- c. Executive Director Recommendations to:
 - Approve licensure for;
 - Abdfattah, Atef PE – C
 - Bruketta, William Andrew PE – C
 - Finkbeiner, Dylan T. EI
 - Herrick, Richard D. PE – C
 - Hill, Roderick L. PE – C
 - Kincannon, Samuel A. EI
 - Lashbrook, Jeffrey Tyler PE – C
 - McCallie, Blake PE – O, subject to passing the PE exam
 - McNabb, Ryan F. PE – O, passed the PE exam October 2018 in Pennsylvania
 - Morshed, Mmtariq EI
 - Seader, John Nicholas PE – C
 - Webster, Mark Robert PE – C
 - Wieczorek, Arlo G. PE – C
 - Wood, Steven Ray PE – C
 - Deny licensure to;
 - Kiattisin, Pisan PE – C, does not meet the current nor prior Rules of the Board.
 - Pang, Michael Y. PE – C, does not meet the current nor prior Rules of the Board.
 - Stroh, Jeffrey Patrick PE – C, does not meet the current nor prior Rules of the Board.

The following administrative matters were discussed and/or acted upon:

Financial Reports (Cash Fund, Revenue Reconciliations, Zwarrant Check Activity, Payroll Posting, and AASIS Trial Balance) for December 2019 and January 2020. Motion was made (Hoffman moved, Beasley seconded) and carried to ratify the attached Financial Reports.

The Rules are awaiting Governor's office approval. We are anticipating an effective date of July 1, 2020.

Department of Labor and Licensing (DLL) Transformation activities – DLL approved the letterhead which was presented and approved by the Board at the February meeting.

The Survey Exam Committee met on March 9, 2020 at 1:00pm. All exam questions are being housed on a secure server. During January's meeting, the time limit for Part II of the State Specific Exam was extended to 1.5 hours for April 2020 exam cycle only. Motion was made (Salyer moved, Scott seconded) and carried that the time limit for Part II will be extended to 1.5 hours for an indefinite period-of-time.

The Board acted upon the following applicants:

Salazar, Gabriel PE – Approve comity licensure, motion made (Moore moved, Beasley seconded) and carried.

Nakkar, Mazen PE – Reapplication from failing the exam 3 times. Approve original licensure, subject to passing the PE exam, motion made (Beasley moved, Salyer seconded) and carried.

Shultz, Neil Charles PS – Deny comity licensure, motion made (Hoffman moved, Moore seconded) and carried based upon not meet the current nor prior Rules of the Board (PLSS experience).

Smith, Joseph T. PE – Approve comity licensure, motion made (Beasley moved, Hoffman seconded) and carried.

Snodgrass, Edward L. PE 10004 – Approve reinstatement, motion made (Beasley moved, Salyer seconded) and carried.

Security Engineering, Inc. – COA waiver request, denied by motion was made (Hoffman moved, Beasley seconded) and carried (Moore opposed).

Minutes, March 10, 2020 continued

On behalf of the Complaint Committee (Item 5), Mr. Grigg presented the following:

- Status of Complaints (as of February 13, 2020):
 - Case 2019-05 In the Matter of Herndon v Hoelzeman. Complaint received on May 14, 2019. Complaint alleging negligence in the practice of engineering, inquiry letter sent on May 14, 2019. Answer received May 22, 2019.
 - Case 2019-8 in the Matter of Lowre v Beadle. Complaint received on August 28, 2019. Complaint alleges negligence in the practice of surveying, inquiry letter sent on August 28, 2019. Answer received September 20, 2019.
 - Case 2019-09 In the Matter of Oakhill v Baltimore. Complaint received on September 6, 2019. Complaint alleges negligence in the practice of surveying, inquiry letter sent on September 28, 2019. Answer received October 1, 2019.
- Case Management Statistics
- Consent Agenda, Motion made (Beasley moved, Bennett seconded) and carried (Hoffman opposed and Salyer & Williams abstained) to accept the following Complaint Committee recommendation:
 - Case 2019-09 In the Matter of Oakhill v Baltimore, allegations of practicing Surveying without a license – accept the Consent Order and assess a Civil Penalty of \$500.
- The CPC Audit of PS's who renewed in 2019 has begun and Duals will start in July.

The following Board Topics were discussed:


NCEES 2020 Interim Zone Meeting in Houston, TX travel reimbursement amounts and funded Delegates (Engstrom, Perry, and Richardson).

NCEES 2020 National meeting, motion made (Moore moved, Hoffman seconded) and carried that Moore, Salyer, and Perry, Beasley, and Richardson will be the funded delegates.


Board Members went into Executive Session for the Director's Annual Performance Evaluation. Back in regular session, motion was made (Engstrom moved, Hoffman seconded) and carried to accept the Executive Director's Performance Evaluation.

The next Meetings will be May 12, 2020 – 9:00am Complaint Committee followed by a Board meeting at 10:00 am.

Business being thus concluded the meeting adjourned at 12:15 p.m.


Rod Williams, President

05/12/2020
Date


Heather Richardson, Executive Director

5/12/2020
Date

2.b.i - PE's, Temporary Permits (with Model Law Qualifications), reapply due to 3 times fail exam, & reinstatements

PE #	Last Name	First	Middle	Type	Comity State	Temp #
11338	Martin	Woodrow	G.	PE - C	TN	Reinstatement
16690	Butler	Ryan	Michael	PE - C		Reinstatement
19374	Blocker	Ryan	J.	PE - C		
19375	Evans	Wade	M.	PE - C		
19376	Hamers	Steven	Richard	PE - C		
19377	Watson	James	Paul	PE - C		
19378	Rzechula	Joseph	Mario	PE - C		
19379	Conner	Christine	E.	PE - C		
19380	King	Adam	K.	PE - C		
19381	Schwarz	Clinton	J.	PE - C		
19382	Scott	Brian	David	PE - C		
19383	Digilio	Scott	A.	PE - C		
19384	Galloway	Darin	Ray	PE - C		
19385	Vivians	Stephanie	Sago	PE - C		
19386	Clamp	Blake	Alexander	PE - C		
19387	Davis	Scott	M.	PE - C		
19388	Heaslip	James	B.	PE - C		
19389	Hofener	Michael	Steven	PE - C		
19390	Stovall	Jeffrey	Lynn	PE - C		
19391	Scott	Jeffrey	William	PE - C		
19392	Banashek	Michael	Andrew	PE - C		
19393	Christopher	William	Paul	PE - C		
19394	Hunter	Paul	D.	PE - C		
19395	Tuttle	Robert	S.	PE - C		
19396	Casey	Robert	M.	PE - C		
19397	McCarthy	Steven	Sean	PE - C		
19398	Shigley	Christopher	R.	PE - C		
19399	Wyrosdick	Gregory	Paul	PE - C		
19400	Abbott	Clayton	Garrison	PE - C		
19401	Berecz	Steven	Daniel	PE - C		
19402	Moench	Dwayne	R.	PE - C		
19403	Brookbank	Brandon	Alexander	PE - C		
19404	DuClos	Miranda	D.	PE - C		
19405	Mogan	Brandon	A.	PE - C		
19406	Cohen	Jeffrey	Stephen	PE - C		
19410	Bianchi	Jess	Campbell	PE - C		
19411	Easterwood	Jarrold	M.	PE - C		
19412	Fair	Michael	John	PE - C		
19413	Adler	Jeffrey	Lewis	PE - C		
19414	Brown	Yohannes	N.	PE - C		
19415	Knutsen	Matthew	D.	PE - C		
19416	Thurston	David	Hale	PE - C		
19417	Varga	Alexander	James	PE - C		
19418	Brosig	David	Joe	PE - C		

Agenda Items 2.a.i., 2.a.ii., 2.a.iii.

19419	Turner	Douglas	Brent	PE - C		
19420	Gray	Amy	E.	PE - C		
19421	Ishmael	Ronald	Ray	PE - C		
19422	Kessler	Jennifer	Ann	PE - C		
19423	Parker	Stephen	Dwayne	PE - C		
19424	Svoboda	Joseph	M.	PE - C		
19425	Lee	William	Albert	PE - C		
19426	Mertz	Rachel	L.	PE - C		
19427	Schroeder	Jay	Randall	PE - C		
19428	Warkentin	Matthew	J.	PE - C		
19429	Lord	Matthew	R.	PE - C		

2.b.ii - SI's & EI's

Intern #	Last Name	First	Middle	Type
9132	Goodwin	Jackson	Lanier	EI
9133	Snodgrass	Samuel	Alan	EI
9134	Padilla	Estevan	Duran	EI
9135	Real	Diego	R.	EI
9136	Stafford	William	Tanner	EI
9137	Walker	Terry	Wayne	EI
9138	Lam	Edward	T.	EI
9139	Brown	John	Barron	EI
9140	Cantrell	Daniel	Tyler	EI
9141	Ware	Phillip		EI
9142	Eaton	Nicholas	T.	EI
9143	Hollinger	John	William	EI
9144	Thomen	Phelan	Conner	EI
9145	Chaney	Robert	C.	EI
9146	Dickey	Kristen		EI
9147	Hall	Clay	Douglas	EI
9148	Rose	Jason	M.	EI

2.b.iii - Reinstated & new COA's (Certificates of Authority)

COA #	Company Name	Address	City	State	Zip	Type	AR PE/PS in CHG
703	BCER Engineering Inc	5420 Ward Rd Ste 200	Arvada	CO	80002-1838	Engineering	Robert Cordero PE #10946
765	FDG Incorporated	6850 W 52nd Ave Ste 201	Arvada	CO	80002-3955	Engineering	Degan Hambacher PE #11031
2845	Total Engineering Services, LLC	103 Community Boulevard	Longview	TX	75605-6181	Engineering	Charles Thomson PE #16367
3709	Master Craft Land Surveying	1189 Thunder Mtn. Rd.	Caddo Gap	AR	71935-7527	Survey	Nathaniel De Aryan PS #1254
3710	Jacob & Hefner Associates, Inc.	1333 Butterfield Road	Downers Grove	IL	60515-5653	Engineering	Ryan Blocker PE #19374
3711	Golden Land Surveying, PLLC	7304 NW 164th St., Suite #5	Edmond	OK	73013-8998	Survey	Troy Dee PS #1835
3712	AERO Systems Engineering	2700 Delk Road SE	Marietta	GA	30067-8846	Engineering	Christopher Britton PE #18998
3713	MFD Home Certifications, US LLC	2146 krislin Dr NE	Grand Rapids	MI	49505-7154	Engineering	Patrick Conroy PE #15482
3714	Johnson's Cutting Edge Surveying, LLC	P.O. BOX 3296	Batesville	AR	72503-3296	Survey	Keaton Johnson PS #1735
3715	J-Squared Engineering LLC	2401 Bernadette Dr Ste 201	Columbia	MO	65203-4672	Engineering	James Watson PE #19377
3716	Myriad Engineering Solutions	251 Levon Owens Drive	Terry	MS	39170-9239	Engineering	Stephanie Vivians PE #19385
3717	LimnoTech, Inc	7300 Hudson Blvd, Suite 295	Oakdale	MN	55128-7141	Engineering	Craig Taylor PE #19370

Agenda Items 2.a.i., 2.a.ii., 2.a.iii.

3718	S&S Machine Shop, INC	PO Box 779	Boonville	IN	47601-0779	Engineering	Christopher Shigley PE #19398
3719	LTS Drafting & Engineering, LLC	8670 Concord Ctr Dr	Englewood	CO	80112-7007	Engineering	Paul Tharp PE #14716
3720	BEREAN ENGINEERING	102 Greystate Place	Cary	NC	27518-9558	Engineering	Paul Roepnack PE #19156
3721	Murphy Engineering, Inc.	P.O. Drawer C	Tupelo	MS	38802-1270	Engineering	Dennis Murphy PE #19347
3722	FP&C Consultants, KC LLC	1330 Burlington Street	North Kansas City	MO	64116-4042	Engineering	Donald Birchler PE #15701
3723	Pulse Broadband, LLC	3838 North Main St. Ste 300	Mishawaka	IN	46545-3100	Engineering	Bob Lyons PE #19010
3724	Entegrity Energy Partners, LLC	1403 E 6th Street	Little Rock	AR	72202-2715	Engineering	Jonathan Foster PE #15766

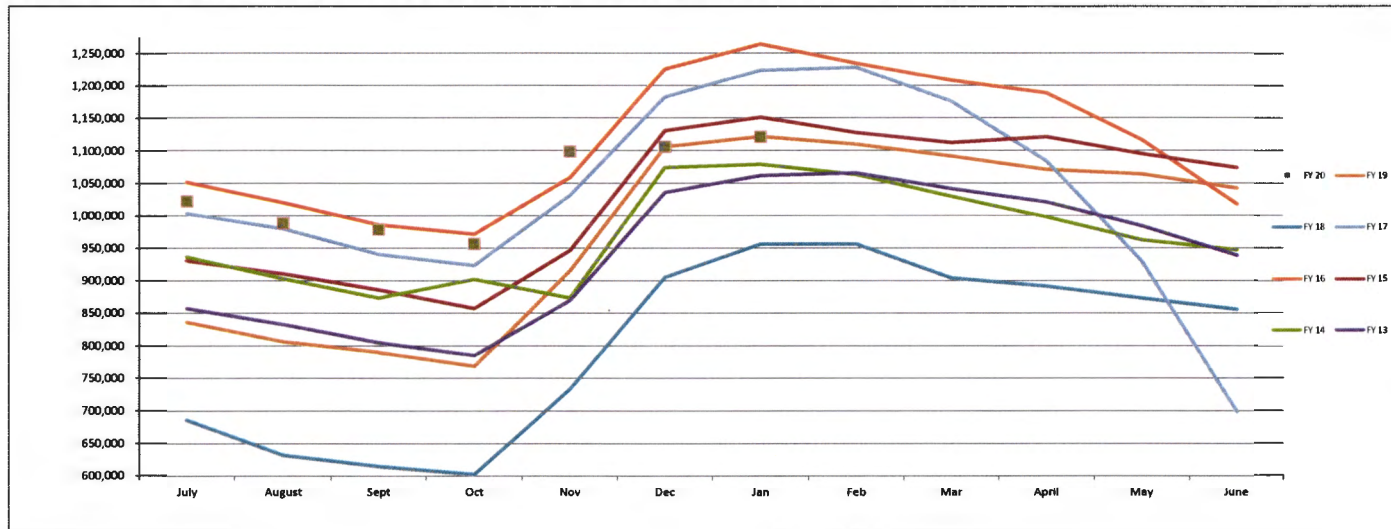
Cl	Funds Ctr/Cl Title	2019	Adjustments	Blocks	Adjusted Appropriation	Estim'd Salary Holding	FY20 Adjusted Appropriation	Month												Total Expenditures	Commments	Remaining Appropriation	
		Appropriation						July	August	September	October	November	December	January	February	March	April	May	June				
00	Salaries	270247	0	0	270,247	0	270,247	21,694.54	34,941.51	21,369.70	25,415.67	21,815.68	21,515.66	33,833.53	0.00	0.00	0.00	0.00	0.00	0.00	180,586.29	0.00	89,660.71
01	Extra Help	12000	0	0	12,000	0	12,000	0.00	0.00	0.00	0.00	0.00	0.00	0.00	0.00	0.00	0.00	0.00	0.00	0.00	0.00	0.00	12,000.00
03	Matching	91767	0	0	91,767	0	91,767	7,442.23	10,485.97	7,376.82	8,361.37	7,488.47	7,465.50	10,241.85	0.00	0.00	0.00	0.00	0.00	0.00	58,872.21	0.00	32,894.79
02	Operating Expense	208649	0	0	208,649	0	208,649	11,106.62	10,076.77	4,971.80	10,321.84	7,529.21	13,037.68	16,824.94	0.00	0.00	0.00	0.00	0.00	0.00	73,666.66	1,228.97	133,551.37
09	Travel	10227	0	0	10,227	0	10,227	450.00	810.87	0.00	0.00	0.00	0.00	0.00	0.00	0.00	0.00	0.00	0.00	0.00	1,280.87	0.00	8,966.13
10	Prof. Fees	7144	0	0	7,144	0	7,144	0.00	0.00	0.00	0.00	3,470.00	0.00	0.00	0.00	0.00	0.00	0.00	0.00	0.00	3,470.00	0.00	3,674.00
Total		600,034	0	0	600,034	0	600,034	40,693.39	56,325.12	33,718.32	44,096.66	40,303.36	42,018.84	80,900.32	-	-	-	-	-	-	318,056.03	1,228.97	280,747.00

Revenue:	Month												Revenue year to date	Commitments		
	July	August	Sept	Oct	Nov	Dec	Jan	Feb	Mar	April	May	June				
AASIS Total w/Adjustments	16,520.00	21,370.00	23,050.00	16,515.00	188,195.00	275,940.00	48,865.00	-	-	-	-	-	-	\$590,455.00	Lease Copier	1,014.52
4049003000 Interest-Treas	-	2,355.92	1,991.11	1,771.07	1,652.03	1,568.14	1,823.86	-	-	-	-	-	-	\$11,162.13	Lease Postage Meter	214.45
4049007000 Interest-CD's	-	-	485.85	639.57	-	-	292.80	-	-	-	-	-	-	\$1,618.22	-	-
Total	16,520.00	23,725.92	25,526.96	19,125.64	189,847.03	277,508.14	50,981.66	-	-	-	-	-	-	\$603,235.35	-	1,228.97

Revenue/Expenditure	\$ (24,173.39)	\$ (32,599.20)	\$ (8,191.36)	\$ (24,973.04)	\$ 149,543.67	\$ 235,489.30	\$ (9,918.66)	\$ -	\$ -	\$ -	\$ -	\$ -	\$ -	\$ -	\$ -	\$ -	\$ 285,177.32
----------------------------	-----------------------	-----------------------	----------------------	-----------------------	----------------------	----------------------	----------------------	-------------	-------------	-------------	-------------	-------------	-------------	-------------	-------------	-------------	----------------------

1120001000 CD's Balance	191,094.95	191,094.95	191,094.95	191,934.52	191,934.52	191,934.52	191,227.32	-	-	-	-	-	-	-	-	-	-
-------------------------	------------	------------	------------	------------	------------	------------	------------	---	---	---	---	---	---	---	---	---	---

Cash in Treasury (Fund Balance) FY20	1,022,715.37	988,316.17	978,521.46	956,325.66	1,098,529.33	1,105,939.17	1,121,434.45	-	-	-	-	-	-	-	-	-	-
Cash in Treasury (Fund Balance) FY19	835,835.85	805,506.86	789,264.63	768,139.37	915,034.82	1,105,939.17	1,121,434.45	1,110,046.39	1,091,480.55	1,071,049.40	1,064,326.74	1,042,542.13	-	-	-	-	-
Cash in Treasury (Fund Balance) FY18	685,827.35	631,739.95	614,253.23	602,410.19	733,187.89	905,039.81	955,943.33	955,943.33	903,595.34	891,206.09	872,667.13	855,400.80	-	-	-	-	-
Cash in Treasury (Fund Balance) FY17	1,003,210.91	979,538.39	939,922.11	922,966.65	1,031,004.94	1,181,890.40	1,223,465.37	1,227,862.29	1,175,864.69	1,084,029.62	928,996.58	688,343.92	-	-	-	-	-
Cash in Treasury (Fund Balance) FY16	1,051,363.67	1,020,043.11	985,160.44	970,973.31	1,058,524.89	1,225,340.94	1,263,677.73	1,234,354.94	1,207,896.78	1,188,287.76	1,116,814.04	1,017,972.56	-	-	-	-	-
Cash in Treasury (Fund Balance) FY15	930,434.09	910,304.89	885,550.00	857,008.56	946,010.48	1,130,574.19	1,150,879.53	1,127,630.93	1,112,401.97	1,121,157.49	1,095,000.01	1,073,722.38	-	-	-	-	-
Cash in Treasury (Fund Balance) FY14	936,113.10	902,906.19	873,059.38	901,833.57	873,059.38	1,074,138.68	1,078,802.37	1,062,925.51	1,029,406.70	997,978.78	962,023.37	947,010.07	-	-	-	-	-
Cash in Treasury (Fund Balance) FY13	856,824.56	832,025.98	804,146.45	784,629.37	869,350.59	1,035,446.38	1,061,635.32	1,065,694.66	1,041,365.09	1,020,708.32	984,184.68	938,483.10	-	-	-	-	-



=SERIES("FY 20",July-JuneFY19!\$J\$16:\$U\$16,July-JuneFY19!\$J\$26:\$U\$26,1)
 =SERIES("FY 19",July-JuneFY19!\$J\$16:\$U\$16,July-JuneFY19!\$J\$27:\$U\$27,2)
 =SERIES("FY 18",July-JuneFY19!\$J\$16:\$U\$16,July-JuneFY19!\$J\$28:\$U\$28,3)
 =SERIES("FY 17",July-JuneFY19!\$J\$16:\$U\$16,July-JuneFY19!\$J\$29:\$U\$29,4)
 =SERIES("FY 16",July-JuneFY19!\$J\$16:\$U\$16,July-JuneFY19!\$J\$30:\$U\$30,5)
 =SERIES("FY 15",July-JuneFY19!\$J\$16:\$U\$16,July-JuneFY19!\$J\$31:\$U\$31,6)
 =SERIES("FY 14",July-JuneFY19!\$J\$16:\$U\$16,July-JuneFY19!\$J\$32:\$U\$32,7)
 =SERIES("FY 13",July-JuneFY19!\$J\$16:\$U\$16,July-JuneFY20!\$J\$33:\$U\$33,8)

**Board of Licensure for Prof Engineers and Prof Surveyors (0236)
FY20 Revenue Reconciliation for the Month ending December 2019**

AASIS Revenue

Amounts

Application Fees (4041002000)	\$ 11,125.00
Certificate Fees (4041004000)	\$ -
Testing Fees (4041005000)	\$ 300.00
Renewal Fees (4041007000)	\$ 166,410.00
Other Fees (4041028000)	\$ -
Fines and Penalties (4042001000)	\$ -
Reinstatement Fees (4041041000)	\$ 400.00
AASIS Total:	\$ 178,235.00

Adjustments

PELS current month receipts posted in AASIS in subsequent (+)	105,295.00
PELS prior month receipts posted in AASIS in current (-)	(7,590.00)
AASIS current month receipts reversed in subsequent	0.00
AASIS prior month receipts reversed in current	0.00
AASIS Balance Forward:	\$ 275,940.00

PELS receipts

Application Fees (4041002000)	\$ 14,650.00
Certificate Fees (4041004000)	\$ -
Testing Fees (4041005000)	\$ 400.00
Renewal Fees (4041007000)	\$ 260,340.00
Other Fees (4041028000)	\$ 150.00
Fines and Penalties (4042001000)	\$ -
Reinstatement Fees (4041041000)	\$ 400.00
Misc Revenue (4047099000)	\$ -
PELS Balance Forward:	\$ 275,940.00

Overage/Shortage (AASIS Balance Forward / PELS Balance Forward): **\$ -**

Explanation for discrepancy:



Attachment: Financial Comparison AASIS to PELS:

December 2019

The information on this schedule accurately reflects the cash receipts that have been received and deposited by this agency during the stated month. The total receipts and total deposits have been reconciled to AASIS.

All figures noted on this report have been verified by reviewing the deposit register and trial balance for the stated month. Any discrepancies have been investigated and resolved.

All receipt numbers and licenses issued have been accounted for. Any discrepancies have been investigated and resolved.

 _____ Fiscal Support Analyst	1/21/2020 _____ Date
 _____ Executive Director	1/21/2020 _____ Date

FINANCIAL COMPARISON AASIS TO PELS

December 2019		AASIS					PELS			Reconciliation		
AASIS Code	GL Acct	totals	Current month receipts posted in subsequent	prior month receipts posted in current	Current month receipts reversed in subsequent	Prior month receipts reversed in current	AASIS Balance Forward	PELS Deposit Summary	PELS Balance Forward	AASIS Balance Forward	PELS Balance Forward	Overage /Shortage
255	4041002000	11,125.00	4,375.00	(850.00)	0.00	0.00	14,650.00	14,650.00	14,650.00	14,650.00	14,650.00	0.00
257	4041004000	0.00	0.00	0.00	0.00	0.00	0.00	0.00	0.00	0.00	0.00	0.00
258	4041005000	300.00	100.00	0.00	0.00	0.00	400.00	400.00	400.00	400.00	400.00	0.00
260	4041007000	166,410.00	100,670.00	(6,740.00)	0.00	0.00	260,340.00	260,340.00	260,340.00	260,340.00	260,340.00	0.00
281	4041028000	0.00	150.00	0.00	0.00	0.00	150.00	150.00	150.00	150.00	150.00	0.00
539	4041041000	400.00	0.00	0.00	0.00	0.00	400.00	400.00	400.00	400.00	400.00	0.00
284	4042001000	0.00	0.00	0.00	0.00	0.00	0.00	0.00	0.00	0.00	0.00	0.00
586	4047099000	0.00	0.00	0.00	0.00	0.00	0.00	0.00	0.00	0.00	0.00	0.00
		178,235.00	105,295.00	(7,590.00)	0.00	0.00	275,940.00	275,940.00	275,940.00	275,940.00	275,940.00	0.00

Reconciling items

		4041002000	4041004000	4041005000	4041007000	4041028000	4041041000		
PELS items	PELS post date	AASIS Doc #	applications	certificate	exams	renewals	Temp	Reinstate	Totals
December posted in	12/20/2019	14670481	875				12650		13525
January	12/23/2019	14670483	875				13830		14705
	12/24/2019	14670487	475				4790		5265
	12/26/2019	14670490	350		100		11040		11490
	12/27/2019	14670495	650				18170	150	18970
	12/31/2019	52231105					400		400
	12/30_31/2019	14672742	1150				39790		40940
									0
									0
									0
									0
PELS receipts posted in Subsequent			4375	0	100	100670	150	0	105295
November posted in	11/27_28/2019	14665841	650				4240		4890
December	11/29-30/2019	14665840					1760		1760
	11/25/2019	52228393					340		340
	11/27/2019	52228394	200				400		600
									0
									0
									0
									0
PELS receipts posted from prior			850	0	0	6740	0	0	7590

**Board of Licensure for Prof Engineers and Prof Surveyors (0236)
FY20 Revenue Reconciliation for the Month ending January 2020**

AASIS Revenue

Amounts

Application Fees (4041002000)	\$ 18,725.00
Certificate Fees (4041004000)	\$ -
Testing Fees (4041005000)	\$ 800.00
Renewal Fees (4041007000)	\$ 126,815.00
Other Fees (4041028000)	\$ 600.00
Fines and Penalties (4042001000)	\$ 6,000.00
Reinstatement Fees (4041041000)	\$ 900.00
AASIS Total:	\$ 153,840.00

Adjustments

PELS current month receipts posted in AASIS in subsequent (+)	320.00
PELS prior month receipts posted in AASIS in current (-)	(105,295.00)
AASIS current month receipts reversed in subsequent	0.00
AASIS prior month receipts reversed in current	0.00
AASIS Balance Forward:	\$ 48,865.00

PELS receipts

Application Fees (4041002000)	\$ 14,550.00
Certificate Fees (4041004000)	\$ -
Testing Fees (4041005000)	\$ 700.00
Renewal Fees (4041007000)	\$ 26,265.00
Other Fees (4041028000)	\$ 450.00
Fines and Penalties (4042001000)	\$ 6,000.00
Reinstatement Fees (4041041000)	\$ 900.00
Misc Revenue (4047099000)	\$ -
PELS Balance Forward:	\$ 48,865.00

Overage/Shortage (AASIS Balance Forward / PELS Balance Forward): **\$ -**

Explanation for discrepancy:

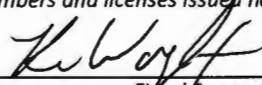

Attachment: Financial Comparison AASIS to PELS:

January 2020

The information on this schedule accurately reflects the cash receipts that have been received and deposited by this agency during the stated month. The total receipts and total deposits have been reconciled to AASIS.

All figures noted on this report have been verified by reviewing the deposit register and trial balance for the stated month. Any discrepancies have been investigated and resolved.

All receipt numbers and licenses issued have been accounted for. Any discrepancies have been investigated and resolved.

 Fiscal Support Analyst	2/6/2020 Date
 Executive Director	2/6/2020 Date

FINANCIAL COMPARISON AASIS TO PELS

3.a.ii

January 2020		AASIS					PELS			Reconciliation		
AASIS Code	GL Acct	totals	Current month receipts posted in subsequent	prior month receipts posted in current	Current month receipts reversed in subsequent	Prior month receipts reversed in current	AASIS Balance Forward	PELS Deposit Summary	PELS Balance Forward	AASIS Balance Forward	PELS Balance Forward	Overage /Shortage
255	4041002000	18,725.00	200.00	(4,375.00)	0.00	0.00	14,550.00	14,550.00	14,550.00	14,550.00	14,550.00	0.00
257	4041004000	0.00	0.00	0.00	0.00	0.00	0.00	0.00	0.00	0.00	0.00	0.00
258	4041005000	800.00	0.00	(100.00)	0.00	0.00	700.00	700.00	700.00	700.00	700.00	0.00
260	4041007000	126,815.00	120.00	(100,670.00)	0.00	0.00	26,265.00	26,265.00	26,265.00	26,265.00	26,265.00	0.00
281	4041028000	600.00	0.00	(150.00)	0.00	0.00	450.00	450.00	450.00	450.00	450.00	0.00
539	4041041000	900.00	0.00	0.00	0.00	0.00	900.00	900.00	900.00	900.00	900.00	0.00
284	4042001000	6,000.00	0.00	0.00	0.00	0.00	6,000.00	6,000.00	6,000.00	6,000.00	6,000.00	0.00
586	4047099000	0.00	0.00	0.00	0.00	0.00	0.00	0.00	0.00	0.00	0.00	0.00
		153,840.00	320.00	(105,295.00)	0.00	0.00	48,865.00	48,865.00	48,865.00	48,865.00	48,865.00	0.00

Reconciling items

PELS items	PELS post date	AASIS Doc #	applications	certificate	exams	renewals	Temp	Reinstate	Totals
January posted in February	1/31/2020	14676495	200				120		320
									0
									0
									0
									0
									0
									0
									0
									0
									0
									0
									0
PELS receipts posted in Subsequent			200	0	0	120	0	0	320
December posted in January	12/20/2019	14670481	875				12650		13525
	12/23/2019	14670483	875				13830		14705
	12/24/2019	14670487	475				4790		5265
	12/26/2019	14670490	350		100		11040		11490
	12/27/2019	14670495	650				18170	150	18970
	12/31/2019	52231105					400		400
	12/30_31/2019	14672742	1150				39790		40940
									0
									0
									0
PELS receipts posted from prior			4375	0	100	100670	150	0	105295

Board of Licensure for PE's/PS's
Agency 236 Fund NES0000 Fund Ctr 857

2010287295	W	1/20/2020	BOARD MTG JAN14	107087	KYLE SALYER PE PS	1004762593	KR	188210	10047625932020	5050020200	502:00:02	282.00	282.00	110.40	1/29/2020
2010287295	W	1/20/2020	BOARD MTG JAN14	107087	KYLE SALYER PE PS	1004762593	KR	188210	10047625932020	5050020100	502:00:02	0	0	40.73	1/29/2020
2010287295	W	1/20/2020	BOARD MTG JAN14	107087	KYLE SALYER PE PS	1004762593	KR	188210	10047625932020	5050020400	502:00:02	0.00	0.00	130.87	1/29/2020
2010287291	W	1/20/2020	BOARD MTG JAN14	106356	DAVID B BEASLEY	1004762601	KR	188210	10047626012020	5050020200	502:00:02	218.97	218.97	110.4	1/29/2020
2010287291	W	1/20/2020	BOARD MTG JAN14	106356	DAVID B BEASLEY	1004762601	KR	188210	10047626012020	5050020400	502:00:02	0.00	0.00	108.57	1/29/2020
2010287725	W	1/20/2020	INV 31567	100201314	SO GOOD CATERING COMPANY INC	1004762617	KR	188210	10047626172020	5090019000	502:00:02	178.03	178.03	178.03	1/29/2020
2010287294	W	1/20/2020	BOARD MTG JAN14	106631	THOMAS R SCOTT III	1004762589	KR	188210	10047625892020	5050020400	502:00:02	9.16	9.16	9.16	2/4/2020
	PY	1/17/2020	ARKPRO1356			7504057	YB	188230		5010001000	501:00:00	11,957.83	11,957.83	11,957.83	
	PY	1/17/2020	ARKPRO1356			7504057	YB	188230		5010005000	501:00:03	812.23	812.23	812.23	
	PY	1/17/2020	ARKPRO1356			7504057	YB	188230		5010006500	501:00:03	104.37	104.37	104.37	
	PY	1/17/2020	ARKPRO1356			7504057	YB	188230		5010007000	501:00:03	1,831.94	1,831.94	1,831.94	
2010287684	W	1/20/2020	INV SH361854	100179999	SHARP ELECTRONICS CORP	51322249	RE	188210	513222492020	5040007000	502:00:02	202.89	202.89	202.89	1/31/2020
2020279765	A	1/22/2020	0236121620190085	100099611	US BANK CPS	8041180619	ZY	188210	4246044555710080	5090006000	502:00:02	424.71	120.39	120.39	1/24/2020
2010292232	W	1/22/2020	INV 1791	600003585	NATIONAL COUNCIL OF EXAMINERS FOR	1004765300	KR	188210	10047653002020	5080006000	502:00:02	6,500.00	6,500.00	6,500.00	2/5/2020
2010293256	W	1/23/2020	INV 505003153498	100061983	ENTERGY ARKANSAS INC	1004765966	KR	188210	10047659662020	5040001000	502:00:02	470.00	470.00	470.00	2/5/2020
2010298947	W	1/28/2020	INV 00517	100210150	TIFFANIE HARRISON	1004767989	KR	188210	10047679892020	5080015000	502:00:02	175.00	175.00	175.00	
2010299212	W	1/28/2020	INV 58-7016/9201	9904700001	DEPT OF TRANSFORMATION & SHARED SER	1004767955	KR	188210	10047679552020	5020003500	502:00:02	2,480.20	2,480.20	221.05	
2010299212	W	1/28/2020	INV 58-7016/9201	9904700001	DEPT OF TRANSFORMATION & SHARED SER	1004767955	KR	188210	10047679552020	5040008500	502:00:02	0	0	95	
2010299212	W	1/28/2020	INV 58-7016/9201	9904700001	DEPT OF TRANSFORMATION & SHARED SER	1004767955	KR	188210	10047679552020	5020002000	502:00:02	0	0	159.23	
2010299212	W	1/28/2020	INV 58-7016/9201	9904700001	DEPT OF TRANSFORMATION & SHARED SER	1004767955	KR	188210	10047679552020	5020004200	502:00:02	0.00	0.00	1,648.12	
2010299212	W	1/28/2020	INV 58-7016/9201	9904700001	DEPT OF TRANSFORMATION & SHARED SER	1004767955	KR	188210	10047679552020	5020004300	502:00:02	0.00	0.00	122.72	
2010299212	W	1/28/2020	INV 58-7016/9201	9904700001	DEPT OF TRANSFORMATION & SHARED SER	1004767955	KR	188210	10047679552020	5020004000	502:00:02	0	0	53.42	
2010299212	W	1/28/2020	INV 58-7016/9201	9904700001	DEPT OF TRANSFORMATION & SHARED SER	1004767955	KR	188210	10047679552020	5090027000	502:00:02	0	0	180.66	
2010299940	W	1/28/2020	REFUND W023601		Gary W Griffin	1004767971	KR	188210		5110002000	502:00:02	80.00	80.00	80.00	
2010300498	W	1/29/2020	SURVEY EXAM COMM	102370	IVAN L HOFFMAN JR	1004768351	KR	188210	10047683512020	5050020200	502:00:02	273.50	273.50	113.78	2/5/2020
2010300498	W	1/29/2020	SURVEY EXAM COMM	102370	IVAN L HOFFMAN JR	1004768351	KR	188210	10047683512020	5050020100	502:00:02	0.00	0.00	29.23	2/5/2020
2010300498	W	1/29/2020	SURVEY EXAM COMM	102370	IVAN L HOFFMAN JR	1004768351	KR	188210	10047683512020	5050020400	502:00:02	0	0	130.49	2/5/2020
2010301385	W	1/29/2020	ACC 8030052304	800001526	CITY OF LITTLE ROCK	1004769168	KR	188210	10047691682020	5040003000	502:00:02	109.71	12.61	12.61	2/5/2020
2010301385	W	1/29/2020	ACC 8030052305	800001526	CITY OF LITTLE ROCK	1004769175	KR	188210	10047691752020	5040003000	502:00:02	0.00	97.10	97.10	2/5/2020
	PY	1/31/2020	ARKPRO1434			7509777	YB	188230		5010001000	501:00:00	10,757.84	10,757.84	10,757.84	
	PY	1/31/2020	ARKPRO1434			7509777	YB	188230		5010001900	501:00:00	360	360	360	
	PY	1/31/2020	ARKPRO1434			7509777	YB	188230		5010005000	501:00:03	831.89	831.89	831.89	
	PY	1/31/2020	ARKPRO1434			7509777	YB	188230		5010006500	501:00:03	20.44	20.44	20.44	
	PY	1/31/2020	ARKPRO1434			7509777	YB	188230		5010007000	501:00:03	1,648.10	1,648.10	1,648.10	
												60,900.32	60,900.32	60,900.32	

December-January FY20

5010001000 Regular Salaries Staff

FOR period start date	For-period end date	Personnel Number	Name of Employee or Applicant	Wage Type	Amount	Posting document
12/1/2019	12/14/2019	84350	GRANT GRIGG	1200 Regl	2,316.06	9445166
			GRANT GRIGG		2,316.06	
12/1/2019	12/14/2019	1185	HEATHER N RICHARDSON	/845 Total	0.00	9445166
12/1/2019	12/14/2019	1185	HEATHER N RICHARDSON	1200 Regl	2,744.24	9445166
12/1/2019	12/14/2019	1185	HEATHER N RICHARDSON	1251 Vaca	125.55	9445166
			HEATHER N RICHARDSON		2,869.79	
12/1/2019	12/14/2019	7804	KEISHA L WRIGHT	1251 Vaca	131.45	9445166
12/1/2019	12/14/2019	7804	KEISHA L WRIGHT	1200 Regl	1,183.09	9445166
12/1/2019	12/14/2019	7804	KEISHA L WRIGHT	/845 Total	0.00	9445166
			KEISHA L WRIGHT		1,314.54	
12/1/2019	12/14/2019	28444	LINDA S STONE	1252 Sick	10.72	9445166
12/1/2019	12/14/2019	28444	LINDA S STONE	1251 Vaca	96.48	9445166
12/1/2019	12/14/2019	28444	LINDA S STONE	1251 Vaca	75.04	9445166
12/1/2019	12/14/2019	28444	LINDA S STONE	1200 Regl	1,533.03	9445166
12/1/2019	12/14/2019	28444	LINDA S STONE	/845 Total	0.00	9445166
			LINDA S STONE		1,715.27	
12/1/2019	12/14/2019	19356	MARILYN F SMITH	1200 Regl	958.41	9445166
12/1/2019	12/14/2019	19356	MARILYN F SMITH	1251 Vaca	245.35	9445166
12/1/2019	12/14/2019	19356	MARILYN F SMITH	1252 Sick	23.00	9445166
12/1/2019	12/14/2019	19356	MARILYN F SMITH	/845 Total	0.00	9445166
			MARILYN F SMITH		1,226.76	
12/1/2019	12/14/2019	28472	VIRGINIA S DAVIS	1252 Sick	69.88	9445166
12/1/2019	12/14/2019	28472	VIRGINIA S DAVIS	1252 Sick	28.77	9445166
12/1/2019	12/14/2019	28472	VIRGINIA S DAVIS	1200 Regl	1,216.75	9445166
12/1/2019	12/14/2019	28472	VIRGINIA S DAVIS	/845 Total	0.00	9445166
			VIRGINIA S DAVIS		1,315.40	
					10,757.82	
FOR period start date	For-period end date	Personnel Number	Name of Employee or Applicant	Wage Type	Amount	Posting document
12/15/2019	12/28/2019	84350	GRANT GRIGG	1251 Vaca	231.61	9464117
12/15/2019	12/28/2019	84350	GRANT GRIGG	1251 Vaca	231.61	9464117
12/15/2019	12/28/2019	84350	GRANT GRIGG	1211 Holid	463.21	9464117
12/15/2019	12/28/2019	84350	GRANT GRIGG	1200 Regl	1,389.63	9464117
12/15/2019	12/28/2019	84350	GRANT GRIGG	/845 Total	0.00	9464117
			GRANT GRIGG		2,316.06	
12/15/2019	12/28/2019	1185	HEATHER N RICHARDSON	1251 Vaca	286.98	9464117
12/15/2019	12/28/2019	1185	HEATHER N RICHARDSON	1251 Vaca	573.96	9464117
12/15/2019	12/28/2019	1185	HEATHER N RICHARDSON	1211 Holid	573.96	9464117
12/15/2019	12/28/2019	1185	HEATHER N RICHARDSON	1200 Regl	1,434.90	9464117
12/15/2019	12/28/2019	1185	HEATHER N RICHARDSON	/845 Total	0.00	9464117
			HEATHER N RICHARDSON		2,869.80	
12/15/2019	12/28/2019	7804	KEISHA L WRIGHT	/845 Total	0.00	9464117
12/15/2019	12/28/2019	7804	KEISHA L WRIGHT	1200 Regl	1,002.34	9464117
12/15/2019	12/28/2019	7804	KEISHA L WRIGHT	1252 Sick	32.86	9464117
12/15/2019	12/28/2019	7804	KEISHA L WRIGHT	1251 Vaca	8.22	9464117
12/15/2019	12/28/2019	7804	KEISHA L WRIGHT	1251 Vaca	8.22	9464117
12/15/2019	12/28/2019	7804	KEISHA L WRIGHT	1250 Holid	262.91	9464117
			KEISHA L WRIGHT		1,314.55	
12/15/2019	12/28/2019	28444	LINDA S STONE	1251 Vaca	343.06	9464117
12/15/2019	12/28/2019	28444	LINDA S STONE	1251 Vaca	171.53	9464117
12/15/2019	12/28/2019	28444	LINDA S STONE	1211 Holid	343.06	9464117
12/15/2019	12/28/2019	28444	LINDA S STONE	1200 Regl	857.64	9464117
12/15/2019	12/28/2019	28444	LINDA S STONE	/845 Total	0.00	9464117
			LINDA S STONE		1,715.29	
12/15/2019	12/28/2019	19356	MARILYN F SMITH	/845 Total	0.00	9464117
12/15/2019	12/28/2019	19356	MARILYN F SMITH	1200 Regl	981.41	9464117
12/15/2019	12/28/2019	19356	MARILYN F SMITH	1250 Holid	245.35	9464117
			MARILYN F SMITH		1,226.76	
12/15/2019	12/28/2019	28472	VIRGINIA S DAVIS	/845 Total	0.00	9464117
12/15/2019	12/28/2019	28472	VIRGINIA S DAVIS	1200 Regl	920.78	9464117
12/15/2019	12/28/2019	28472	VIRGINIA S DAVIS	1250 Holid	131.54	9464117
12/15/2019	12/28/2019	28472	VIRGINIA S DAVIS	1250 Holid	131.54	9464117
12/15/2019	12/28/2019	28472	VIRGINIA S DAVIS	1251 Vaca	131.54	9464117
			VIRGINIA S DAVIS		1,315.40	

						10,757.86	
FOR period start date	For-period end date	Personnel Number	Name of Employee or Applicant	Wage Type	Amount	Posting document	
12/29/2019	1/11/2020	84350	GRANT GRIGG	1252 Sick	463.21	9483761	
12/29/2019	1/11/2020	84350	GRANT GRIGG	1251 Vaca	28.95	9483761	
12/29/2019	1/11/2020	84350	GRANT GRIGG	1211 Holid	231.61	9483761	
12/29/2019	1/11/2020	84350	GRANT GRIGG	1200 Regl	1,592.29	9483761	
12/29/2019	1/11/2020	84350	GRANT GRIGG	/845 Total	0.00	9483761	
						2,316.06	
						GRANT GRIGG	
12/29/2019	1/11/2020	1185	HEATHER N RICHARDSON	1251 Vaca	286.98	9483761	
12/29/2019	1/11/2020	1185	HEATHER N RICHARDSON	1251 Vaca	71.74	9483761	
12/29/2019	1/11/2020	1185	HEATHER N RICHARDSON	1251 Vaca	573.96	9483761	
12/29/2019	1/11/2020	1185	HEATHER N RICHARDSON	1251 Vaca	71.74	9483761	
12/29/2019	1/11/2020	1185	HEATHER N RICHARDSON	1251 Vaca	71.74	9483761	
12/29/2019	1/11/2020	1185	HEATHER N RICHARDSON	1251 Vaca	573.96	9483761	
12/29/2019	1/11/2020	1185	HEATHER N RICHARDSON	1211 Holid	286.98	9483761	
12/29/2019	1/11/2020	1185	HEATHER N RICHARDSON	1200 Regl	932.68	9483761	
12/29/2019	1/11/2020	1185	HEATHER N RICHARDSON	/845 Total	0.00	9483761	
						2,869.78	
						HEATHER N RICHARDSON	
12/29/2019	1/11/2020	7804	KEISHA L WRIGHT	1200 Regl	887.32	9483761	
12/29/2019	1/11/2020	7804	KEISHA L WRIGHT	1250 Holid	131.45	9483761	
12/29/2019	1/11/2020	7804	KEISHA L WRIGHT	1251 Vaca	131.45	9483761	
12/29/2019	1/11/2020	7804	KEISHA L WRIGHT	1251 Vaca	32.86	9483761	
12/29/2019	1/11/2020	7804	KEISHA L WRIGHT	/845 Total	0.00	9483761	
12/29/2019	1/11/2020	7804	KEISHA L WRIGHT	1252 Sick	131.45	9483761	
						1,314.53	
						KEISHA L WRIGHT	
12/29/2019	1/11/2020	28444	LINDA S STONE	/845 Total	0.00	9483761	
12/29/2019	1/11/2020	28444	LINDA S STONE	1200 Regl	1,425.83	9483761	
12/29/2019	1/11/2020	28444	LINDA S STONE	1211 Holid	171.53	9483761	
12/29/2019	1/11/2020	28444	LINDA S STONE	1251 Vaca	117.93	9483761	
						1,715.29	
						LINDA S STONE	
12/29/2019	1/11/2020	19356	MARILYN F SMITH	/845 Total	0.00	9483761	
12/29/2019	1/11/2020	19356	MARILYN F SMITH	1200 Regl	1,104.09	9483761	
12/29/2019	1/11/2020	19356	MARILYN F SMITH	1250 Holid	122.68	9483761	
						1,226.77	
						MARILYN F SMITH	
12/29/2019	1/11/2020	28472	VIRGINIA S DAVIS	/845 Total	0.00	9483761	
12/29/2019	1/11/2020	28472	VIRGINIA S DAVIS	1114 Care	1,200.00	9483761	
12/29/2019	1/11/2020	28472	VIRGINIA S DAVIS	1200 Regl	1,183.86	9483761	
12/29/2019	1/11/2020	28472	VIRGINIA S DAVIS	1250 Holid	131.54	9483761	
						2,515.40	
						VIRGINIA S DAVIS	
						11,957.83	
FOR period start date	For-period end date	Personnel Number	Name of Employee or Applicant	Wage Type	Amount	Posting document	
1/12/2020	1/25/2020	84350	GRANT GRIGG	/845 Total	0.00	9503674	
1/12/2020	1/25/2020	84350	GRANT GRIGG	1200 Regl	2,026.55	9503674	
1/12/2020	1/25/2020	84350	GRANT GRIGG	1211 Holid	231.61	9503674	
1/12/2020	1/25/2020	84350	GRANT GRIGG	1251 Vaca	57.90	9503674	
						2,316.06	
						GRANT GRIGG	
1/12/2020	1/25/2020	1185	HEATHER N RICHARDSON	1252 Sick	53.81	9503674	
1/12/2020	1/25/2020	1185	HEATHER N RICHARDSON	1252 Sick	71.74	9503674	
1/12/2020	1/25/2020	1185	HEATHER N RICHARDSON	1251 Vaca	286.98	9503674	
1/12/2020	1/25/2020	1185	HEATHER N RICHARDSON	1251 Vaca	35.87	9503674	
1/12/2020	1/25/2020	1185	HEATHER N RICHARDSON	1211 Holid	286.98	9503674	
1/12/2020	1/25/2020	1185	HEATHER N RICHARDSON	1200 Regl	2,134.41	9503674	
1/12/2020	1/25/2020	1185	HEATHER N RICHARDSON	/845 Total	0.00	9503674	
						2,869.79	
						HEATHER N RICHARDSON	
1/12/2020	1/25/2020	7804	KEISHA L WRIGHT	/845 Total	0.00	9503674	
1/12/2020	1/25/2020	7804	KEISHA L WRIGHT	1200 Regl	1,051.64	9503674	
1/12/2020	1/25/2020	7804	KEISHA L WRIGHT	1250 Holid	131.45	9503674	
1/12/2020	1/25/2020	7804	KEISHA L WRIGHT	1251 Vaca	131.45	9503674	
						1,314.54	
						KEISHA L WRIGHT	
1/12/2020	1/25/2020	28444	LINDA S STONE	/845 Total	0.00	9503674	
1/12/2020	1/25/2020	28444	LINDA S STONE	1200 Regl	1,500.87	9503674	
1/12/2020	1/25/2020	28444	LINDA S STONE	1211 Holid	171.53	9503674	
1/12/2020	1/25/2020	28444	LINDA S STONE	1252 Sick	26.80	9503674	
1/12/2020	1/25/2020	28444	LINDA S STONE	1252 Sick	16.08	9503674	
						1,715.28	
						LINDA S STONE	
1/12/2020	1/25/2020	19356	MARILYN F SMITH	/845 Total	0.00	9503674	

Payroll Posting Report

Cost Center 188230

3.a.iv

1/12/2020	1/25/2020	19356	MARILYN F SMITH	1200 Regu	935.41	9503674
1/12/2020	1/25/2020	19356	MARILYN F SMITH	1250 Holid	122.68	9503674
1/12/2020	1/25/2020	19356	MARILYN F SMITH	1274 Child	46.00	9503674
1/12/2020	1/25/2020	19356	MARILYN F SMITH	1252 Sick	122.68	9503674
			MARILYN F SMITH		1,226.77	
1/12/2020	1/25/2020	28472	VIRGINIA S DAVIS	1250 Holid	131.54	9503674
1/12/2020	1/25/2020	28472	VIRGINIA S DAVIS	1200 Regu	1,183.86	9503674
1/12/2020	1/25/2020	28472	VIRGINIA S DAVIS	/845 Total	0.00	9503674
			VIRGINIA S DAVIS		1,315.40	
					10,757.84	
FOR period start date	For-period end date	Personnel Number	Name of Employee or Applica	Wage Typ	Amount	Posting document
1/12/2020	1/25/2020	80783	DONALD M PERRY	1163 60.00	60.00	9503674
			DONALD M PERRY		60.00	
1/12/2020	1/25/2020	52612	HAROLD J ENGSTROM	1163 60.00	60.00	9503674
			HAROLD J ENGSTROM		60.00	
1/12/2020	1/25/2020	111903	Mr. BRIAN J. MOORE	1163 60.00	60.00	9503674
			Mr. BRIAN J. MOORE		60.00	
1/12/2020	1/25/2020	106621	Mr. DAVID B. BEASLEY	1163 60.00	60.00	9503674
			Mr. DAVID B. BEASLEY		60.00	
1/12/2020	1/25/2020	122804	Mr. J. KYLE SALYER	1163 60.00	60.00	9503674
			Mr. J. KYLE SALYER		60.00	
1/12/2020	1/25/2020	112945	Mr. THOMAS R. SCOTT	1163 60.00	60.00	9503674
			Mr. THOMAS R. SCOTT		60.00	
					360.00	

FY20 Period 0-7 July -January	Debit	Credit	Balance
1000236001 CJ ELS 0236 # 001	63,300.00	-63,300.00	0
1010103000 Petty Cash	200	-200	0
** Cash On Hand	63,500.00	-63,500.00	0
1100001000 Treasury	1,658,086.32	-315,637.74	1,342,448.58
1100001001 Treasury Outgoing	94,001.11	-105,622.52	-11,621.41
1100001003 Treasury EFT Out	1,734.26	-1,734.26	0
1100001005 Treasury Tnsfrs Out	222,157.70	-222,157.70	0
1100001006 Treasury Tnsfrs In	4,554.83	-4,554.83	0
* Cash Available to Spend	1,980,534.22	-649,707.05	1,330,827.17
1100001002 Treasury Incoming	79,559.41	-79,559.41	0
1100001004 Treasury EFT In	6,687,790.01	-6,687,540.01	250
* Deposits in Transit	6,767,349.42	-6,767,099.42	250
** Cash in State Treasury	8,747,883.64	-7,416,806.47	1,331,077.17
1100002000 Non-AASIS House Bank	8,933.00	-8,933.00	0
** Cash in Bank	8,933.00	-8,933.00	0
1120001000 Invest CD	314,901.98	-122,674.66	192,227.32
** Investments	314,901.98	-122,674.66	192,227.32
1130001000 Customer AR	17,600.00	-12,000.00	5,600.00
** Customer Receivables	17,600.00	-12,000.00	5,600.00
1140003100 Int Agy Due to/from	2,635.00	-2,635.00	0
1140003300 Payroll Fund DT/DF	221,818.50	-221,818.50	0
** Interfund Receivable	224,453.50	-224,453.50	0
1160001000 Accrued Interest	2,735.89	-2,735.89	0
** Accrued Income	2,735.89	-2,735.89	0
1190002000 PP Exp - Accrual Eng	2,530.00	-2,530.00	0
1190002500 PP Exp - YE Accruals	13,287.25	-13,287.25	0
** Pre-Paid Expenses	15,817.25	-15,817.25	0
1990110000 Land Improve (Mod)	69,366.19	0	69,366.19
1990130000 Buildings (Modified)	1,118,138.67	0	1,118,138.67
1990150000 Equipment (Modified)	27,733.97	-26,295.12	1,438.85
1990160000 Low Val Assets (Mod)	58,974.78	0	58,974.78
1991100000 AUC (Modified)	46,525.72	-46,525.72	0
** Modified Accrual Fixed Assets	1,320,739.33	-72,820.84	1,247,918.49
1991320000 Land Improv FullCAFR	69,366.19	0	69,366.19
1991321000 Land Improv(FContra)	0	-69,366.19	-69,366.19
1991340000 Buildings Full CAFR	1,118,138.67	0	1,118,138.67
1991341000 Buildings (F Contra)	0	-1,118,138.67	-1,118,138.67
1991360000 Equipment Full CAFR	37,928.00	-36,489.15	1,438.85
1991361000 Equip. F Contra CAFR	10,194.03	-37,928.00	-27,733.97
1991370000 Low Val Asset (Full)	58,974.78	0	58,974.78
1991371000 LVA (Full Contra)	0	-95,863.34	-95,863.34
1992100000 AC Dep Lnd Imp(Full)	0	-28,168.02	-28,168.02
1992300000 AC Dep Bldg(Full)	0	-275,699.68	-275,699.68
1992500000 AC Dep Equipmnt(Full)	29,700.58	-31,139.43	-1,438.85
1992600000 AC Dep LV Asset(Full)	0.32	-58,975.10	-58,974.78
** Full Accrual Fixed Assets	1,324,302.57	-1,751,767.58	-427,465.01
2110001000 Vendor AP	54,495.69	-54,495.69	0
2110001100 Vendor Accrued Liab	2,340.18	-2,340.18	0
2110001101 Other Govt AP	235	-235	0
2110001102 Local Govt AP	926.83	-926.83	0
2110002000 Employee AP	1,128.26	-1,128.26	0
2111001000 GRIR Clearing	1,299,878.45	-1,299,878.45	0
** Accounts Payable	1,359,004.41	-1,359,004.41	0
2110003000 Due To Other Funds	39,467.14	-39,467.14	0
2110004100 Inter Agency Due To	3,100.72	-3,100.72	0
** Interfund Due-To	42,567.86	-42,567.86	0
2112004000 Due to Other Gov.	141.73	-141.73	0
** Due to Other Governments	141.73	-141.73	0

2115006000	Acc Salary & Ben YE	12,934.07	-12,934.07	0
**	Payroll Liability	12,934.07	-12,934.07	0
2120002300	UseSaleTax AP Offset	0	-3.73	-3.73
2120003091	02 Use Tax Payable	92.8	0	92.8
2120003099	Use Tax Payable Accr	28.58	-127.75	-99.17
**	Due to Revenue	121.38	-131.48	-10.1
2130001100	Unearned Income	476,765.00	-476,765.00	0
**	Unearned Revenues	476,765.00	-476,765.00	0
2115007000	Comp Ab Current	4,237.07	-4,237.07	0
2230002000	NC Accr Comp Absence	21,725.42	-21,725.42	0
**	Accrued Leave	25,962.49	-25,962.49	0
3000000000	Fund Equity Clearing	952,970.11	-984,449.42	-31,479.31
3000002000	Fund Balance	44.44	-325,169.00	-325,124.56
3000004000	Net Asset Restricted	13,328.56	0	13,328.56
3900000000	Batch Input-Asset Ld	27,887.50	-10,194.03	17,693.47
3902100000	Inv GFA Lnd Imp (Mod)	0	-69,366.19	-69,366.19
3902300000	Inv GFA Bldg (Mod)	0	-1,118,138.67	-1,118,138.67
3902500000	Inv GFA Equip (Mod)	26,295.12	-27,733.97	-1,438.85
3902600000	Inv GFA LVA(Modified)	0	-58,974.78	-58,974.78
**	Fund Balance	1,020,525.73	-2,594,026.06	-1,573,500.33
4041002000	APPLICATION FEES	0	-100,400.00	-100,400.00
4041005000	TESTING FEES	0	-2,300.00	-2,300.00
4041007000	RENEWAL FEE	0	-478,420.00	-478,420.00
4041028000	OTHER FEES	0	-1,950.00	-1,950.00
4041041000	REINSTATEMENT	0	-3,700.00	-3,700.00
**	OR - Fees	0	-586,770.00	-586,770.00
4042001000	FINES	0	-11,600.00	-11,600.00
**	OR - Fines and Penalties	0	-11,600.00	-11,600.00
4043002100	NBR LICENSE & PERMIT	2,635.00	-476,765.00	-474,130.00
**	OR - Licenses and Permits	2,635.00	-476,765.00	-474,130.00
4049003000	INTEREST DISTRIB	0	-13,473.76	-13,473.76
4049003100	NBR Invest Earnings	359.89	0	359.89
4049007000	INTEREST CERT. DEP.	0	-1,618.22	-1,618.22
**	OR - Investment Revenue	359.89	-15,091.98	-14,732.09
5010001000	00 Regular Salaries	178,786.29	0	178,786.29
5010001100	NBR - Personal Svs.	0	-10,516.70	-10,516.70
5010001600	NBR - Emp Benefits	0	-2,470.09	-2,470.09
5010001900	Stipends	1,800.00	0	1,800.00
5010005000	03 FICA & Medic Exp	12,394.00	0	12,394.00
5010006000	03 Ben Ins Exp HAL	10,080.00	0	10,080.00
5010006500	Agency Cost of ARCAP	1,448.16	0	1,448.16
5010007000	03 Retirement Exp	27,390.05	0	27,390.05
5010008000	03 Unemploy Comp Exp	7,560.00	0	7,560.00
5010010000	03 Work Comp Prem Tx	0	0	0
5010091000	NBR-Comp Ab. Expense	0	-25,962.49	-25,962.49
**	Salary Expense	239,458.50	-38,949.28	200,509.22
5020001000	Postage	235	0	235
5020002000	Telecomm Wired	1,125.17	0	1,125.17
5020003500	02 Connectivity	1,549.55	0	1,549.55
5020004000	Network Services Exp	408.6	0	408.6
5020004200	Internet Serv-Tech	14,370.10	0	14,370.10
5020004300	02 Server &Email Svc	881.98	0	881.98
5020005000	Freight	133.37	0	133.37
5020006000	NBR Com & Trans Com	9,683.44	-3,048.00	6,635.44
**	Communication & Transp. of Commoditi	28,387.21	-3,048.00	25,339.21
5030001000	Printing	422.68	0	422.68
5030004100	NBR Printing & Adv.	0	-40.13	-40.13
**	Printing & Advertising	422.68	-40.13	382.55
5030005000	02-Bldg & Grds Maint	8,145.64	0	8,145.64

5030005100	Pest Control CI 02	300.84	0	300.84
5030008000	Office Equip Maint	209.28	0	209.28
5030021000	NBR - Repair & Serv.	0	-446.9	-446.9
**	Repairing & Servicing	8,655.76	-446.9	8,208.86
5040001000	Electricity	2,642.45	0	2,642.45
5040003000	Water & Sewage	926.83	0	926.83
5040003100	02 Water	180.75	0	180.75
5040007000	Rent of Office Equip	4,855.93	-2,792.30	2,063.63
5040008500	02 Rent-Data Proc Eq	665	0	665
5040011000	Other Rent & Leases	43.6	0	43.6
5040012000	NBR -Utilities & Ren	0	-502.13	-502.13
**	Utilities & Rent	9,314.56	-3,294.43	6,020.13
5050001000	02 Mileage	159.6	0	159.6
5050003100	02 - Meals	25.73	0	25.73
5050003200	02 - Lodging	132.06	0	132.06
5050004100	09 - Meals	69.87	0	69.87
5050004200	09 - Lodging	720.75	0	720.75
5050010000	09 Ground Transport	20.25	0	20.25
5050018000	09 Conf Seminar Fees	450	0	450
5050020100	02Bd Mmbr Trav Meals	588.76	0	588.76
5050020200	02Bd Mmbr Trav Lodg	3,258.59	0	3,258.59
5050020300	02Bd Mmbr Trav Other	1,017.64	0	1,017.64
5050020400	02BdMbr Trvl Mileage	4,161.53	0	4,161.53
5050024000	NBR Travel/Sub CI 09	327.1	-450	-122.9
**	Travel & Subsistence	10,931.88	-450	10,481.88
5060001000	Professional Adm Fee	3,470.00	0	3,470.00
5080015000	02 MiscTech SrvNonIT	350	0	350
**	Professional Services & Fees	3,820.00	0	3,820.00
5070001000	Surety Perform Bonds	28.02	0	28.02
5070003000	Bld Contents Ins	1,356.82	0	1,356.82
5070007000	Other Insurance	156.9	0	156.9
**	Insurance & Bonds	1,541.74	0	1,541.74
5080001000	M&R Service Fees	48.4	0	48.4
5080002200	EFT PROCESSING FEES	11,075.55	0	11,075.55
5080006000	Assoc Member Dues	6,500.00	0	6,500.00
5080009000	Janitorial Service	3,441.20	0	3,441.20
5080014100	Recycling Services	235.98	0	235.98
5080029000	NBR - Other Exp, Svs	3,276.71	-982.75	2,293.96
**	Other Expenses & Services	24,577.84	-982.75	23,595.09
5090006000	Office Supplies	1,138.29	-41.41	1,096.88
5090011100	02 Audio Vis Eq/Sup	163.5	0	163.5
5090018000	Subscriptions Pubs	524.78	0	524.78
5090019000	Food Purchases	1,257.50	0	1,257.50
5090022000	02-Kit,Jan,House Sup	382.79	0	382.79
5090027000	Software/Licenses	1,264.62	0	1,264.62
5900004000	LVA Exp (Modified)	367.34	0	367.34
5901070000	LVA Exp Full	367.34	0	367.34
**	Commodities, Materials & Supplies	5,466.16	-41.41	5,424.75
5110002000	02 Other Refund/Reim	1,970.00	0	1,970.00
5110015000	NBR Ref Taxes Claims	0	-60	-60
**	Refunds, Taxes & Claims	1,970.00	-60	1,910.00
5901020000	Depr Expense (Full)	24,500.43	0	24,500.43
**	Depreciation/Amortization	24,500.43	0	24,500.43
6060003100	INTER XFER IN REBATE	0	-2.81	-2.81
6060007200	M & R Transfers In	0	-121.5	-121.5
**	Transfers In/Out	0	-124.31	-124.31
6990001000	Prior Yr Warr Outlaw	0	-225	-225
**	Prior Year Adjustment	0	-225	-225
***	BALANCE	15,340,931.48	-15,340,931.48	0

Arkansas State Board of Licensure
For
Professional Engineers And Professional Surveyors
623 Woodlane Drive, Little Rock, Arkansas
Agenda for March 10, 2020 Board meeting

1. 10:00 a.m. Call to order President Williams

2. Consent Agenda
 - a. Approve Minutes of January 14, 2020 and February 11, 2020 meeting.
 - b. Conditionally licensed registrants
 - i. PE Comity and Temporary Permits (with Model Law Engineer qualifications)
 - ii. EI's & SI's
 - iii. COA's
 - c. Director recommendations

3. Administrative Items
 - a. Financial Report for December 2019 and January 2020
 - b. Board Rules Update
 - c. Transformation-Labor and Licensing Update
 - d. Survey Exam Committee

4. Applicants/discuss applications lists
 - a. Applications recommended for discussion by the Executive Director and items removed from sections 2.b. and 2.c. of the consent agenda
 - b. Security Engineering, Inc. COA waiver request

5. Complaint Committee Report Grant Grigg
 - a. Complaint Status Report
 - b. Case Management Statistics
 - c. Complaint Committee Consent Agenda
 - d. CPC Audit information

6. Board Topics
 - a. NCEES 2020 Interim Zone Meeting (Houston, TX)-Reimbursement Amounts
 - b. Other Business
 - c. Next scheduled Board Meeting May 12, 2020 at 10:00 am

7. Executive Session-Director Annual Performance Evaluation

Lunch will be served at approximately 12:00p.m.