

Arkansas State Board of Licensure  
for Professional Engineers and Professional Surveyors  
Minutes – September 10, 2019

A meeting of The Board was convened at 10:00 a.m. in the Board Room at 623 Woodlane Dr., Little Rock, Arkansas, by President Rod Williams. Other Members present were Brian Moore, Ivan Hoffman, Jim Engstrom, David Beasley, Donald Perry, and Kyle Salyer (absent Scott Bennett & Tom Scott). Others attending included; Executive Director Heather Richardson, Asst. Executive Director Linda Stone, Chief Investigator Grant Grigg, Sara Farris, Agency Counsel from Attorney General's Office, Gail Ragland, Governor's Office Liaison, John Thornton, State Surveyor, and Jeremy Lawson from ASPSP.

The Consent Agenda was reviewed with motion made (Moore moved, Beasley seconded) and carried to ratify the following:

- a. Meeting minutes of July 9, 2019 and August 6, 2019;
- b. Attached lists of conditionally licensed P.E.'s, Temporary Permits (with Engineer Model Law Qualifications), E.I.'s, S.I.'s and C.O.A.'s.;
- c. Executive Director Recommendations to approve licensure for:
  - Ahmed Abd-El-Meguid PE – C
  - Timothy Craig Barnett PE – C
  - Lisa Rebecca Chrzasc PE – C
  - Kevin Michael Clausey PE – C
  - Steven C. Cummings PE – O, subject to passing the PE exam
  - Durak Evrim Ercan PE – C
  - Robert Franklin Grabow PE – C
  - Nicholas George Kehl PE – C
  - Scott Christopher Odom PE – O, subject to passing the PE exam

The following administrative items were discussed and/or acted upon:

Financial Reports (Cash Fund, Revenue Reconciliations, Zwarrant Check Activity, Payroll Posting, and AASIS Trial Balance) for June FY19 and July FY20. Financial Reports ratified by motion made (Moore moved, Hoffman seconded) and carried.

The Fiscal Year end 2019 report accepted by motion made (Engstrom moved, Perry seconded) and carried.

Rule Committee Report – Members Engstrom, Hoffman, and Williams met on September 9, 2019 and discussed amendments to our Rules. Members accepted Draft 2 of the Rules by motion made (Beasley moved, Hoffman seconded) and carried.

Ms. Richardson reported on her meeting with Secretary Bassett, Department of Labor and Licensing.

These Board Topics were discussed:

NCEES 2019 Annual Meeting (Washington, D.C.) which was held August 14-17, 2019.

The NCEES Resolution of Cooperation to Facilitate Interstate Licensure for Professional Engineers and Professional Surveyors. Motion to approve the Resolution for signature made (Hoffman moved, Beasley seconded) and carried.

President Williams noted that a quorum was present and the meeting was turned over to Charlie Moulton, Hearing Officer. The Board considered the matter of Clint Richardson, PS (non-renewed), Case #2018-10 and whether he offered/practiced surveying without a license. After testimony by all parties the Board went off-the-record to deliberate. The Board came back on-the-record and the following motions were made:

Motion was made (Hoffman moved, Moore seconded) and carried that the Allegations of offering/ providing surveying services are proven true; and

Motion was made (Beasley moved, Engstrom seconded) and carried to assess a Civil Penalty of \$5,600.00 (\$100 for each of the 56 violations) payable over 18 months.

Closing instructions were provided and the Hearing record was closed.

The Board meeting resumed and Members acted upon the following applicants:

Asadollah Mardashti PE – Approve comity licensure, motion made (Beasley moved, Hoffman seconded) and carried (Engstrom opposed).

David C. Allen PE – Approve comity licensure, motion made (Moore moved, Beasley seconded) and carried.

John R. Andrzejczak PE – Approve comity licensure, motion made (Beasley moved, Salyer seconded) and carried.

Tommy James Avant PE – Approve comity licensure, motion made (Salyer moved, Beasley seconded) and carried.

Matthew D. Bailey PE – Approve comity licensure, motion made (Moore moved, Beasley seconded) and carried.

Shyam Naren Bhaskara PE – Approve comity licensure, motion made (Salyer moved, Perry seconded) and carried.

Shawna De Bonini PE – Approve comity licensure, motion made (Engstrom moved, Beasley seconded) and carried (5-2).

Applications cont'd:

- Christopher D. Calhoun PE – Approve comity licensure, motion made (Beasley moved, Moore seconded) and carried.  
Adam Kruger DeMoss PS – Approve licensure, subject to passing the PS and AR State Specific Exams, motion made (Hoffman moved, Engstrom seconded) and carried.  
Ashkan Ghaeezadeh PE – Approve comity licensure, motion made (Beasley moved, Hoffman seconded) and carried.  
Gary R. Horwitch PE 6002 – Approve reinstatement, motion made (Moore moved, Perry seconded) and carried.  
Blakely Collins Johnston EI – Approve licensure, motion made (Williams moved, Beasley seconded) and carried.  
John M. Karlberg PE – Approve comity licensure, motion made (Beasley moved, Williams seconded) and carried (Engstrom opposed).  
Sundaresh Pavan Kumar Manepalli PE – Approve comity licensure, motion made (Beasley moved, Williams seconded) and carried.  
Sandeep Patil PE – Approve comity licensure, motion made (Engstrom moved, Salyer seconded) and carried.  
James Bates Pugh PE – Approve comity licensure, motion made (Engstrom moved, Beasley seconded) and carried.  
Steven Scott Rush PS – Approve comity licensure, subject to passing the AR State Specific Exam, motion made (Hoffman moved, Beasley seconded) and carried.  
Jody Rene Shaw PE 12038 – Approve reinstatement, motion made (Engstrom moved, Beasley seconded) and carried.


On behalf of the Complaint Committee, Mr. Grigg presented the following:

- Status of Complaints (attached)
- Case Management Statistics
- Consent Agenda, motion made (Engstrom moved, Beasley seconded) and carried to accept the Committees recommendation to:
  - Dismiss – 2019-07, Parker v LaCasse-Drone Ranger, allegations of practicing Surveying without a license.
- CPC Audit of PE licensees has begun.


Upcoming meetings:

November 12, 2019, 9:00am Complaint Committee followed by the Board meeting at 10:00 am.

Business being thus concluded the meeting adjourned at 2:00 p.m.

  
\_\_\_\_\_  
Rod Williams, President

11/12/2019  
\_\_\_\_\_  
Date

  
\_\_\_\_\_  
Heather Richardson, Executive Director

11/13/2019  
\_\_\_\_\_  
Date

<b>2.b.i - PE's, Temporary Permits (with Model Law Qualifications), reapply due to 3 times fail exam, &amp; reinstatements</b>						
<b>PE #</b>	<b>Last</b>	<b>Middle Name</b>	<b>First</b>	<b>Type</b>	<b>Comity State</b>	<b>Temp #</b>
18992	Poiter		Brandon	William	PE - C	
18993	Ruddell		Dalton	J.	PE - C	
18994	Williams		Trenton	Lee	PE - C	
18995	Agawa		Darron	Keith	PE - C	
18996	Aultman		Linda	Suzanne	PE - C	
18997	Bombara		Bernard	Philip	PE - C	
18998	Britton		Christopher	Reid	PE - C	
18999	Buccola		Gregory	Gerard	PE - C	
19000	Delgado		Jose	Alberto	PE - C	
19001	Gentry		Donald	Adam	PE - C	
19002	Hales		Jason	C.	PE - C	
19003	Hamm		Daniel	Patrick	PE - C	
19004	Merk		Allen	M.	PE - C	
19005	Ryan		Steven	A.	PE - C	
19006	Shoemaker		Christopher	S.	PE - C	
19007	Bouche		James	Armstrong	PE - C	
19008	Gerstberger		James	Elliot	PE - C	
19009	Heard		John	Rhodes	PE - C	
19010	Lyons		Bob	P.	PE - C	
19011	Webb		Daniel	J.	PE - C	
19012	Dowell		David	D.	PE - C	
19013	Grayson		Brent	Avery	PE - C	
19014	Mahaffey		Clay	Randolph	PE - C	
19015	Thoma		Patrick	Stephen	PE - C	
19016	Christenbury		Craig	A.	PE - C	
19017	Fowler		Andrew	T.	PE - C	
19018	Hills		Anthony	P.	PE - C	
19019	Hofstead		Brandon	T.	PE - C	
19020	Lewis		Blake	David	PE - C	
19021	Webber		David	Frank	PE - C	
19022	Bourgeois		Joshua	K.	PE - C	
19023	Zuleger		John	A.	PE - C	
19024	Ari		Albert	B.	PE - C	
19025	Hsu		Shan Chiang	Michael	PE - C	
19026	Privette		James	Mark	PE - C	
19027	Buehler		Joseph	Andrew	PE - C	
19028	Stowell		Michael	Lamar	PE - C	
19029	Thompson		David	Jesse	PE - C	
19030	Longcrier		Amy	R.	PE - C	
19031	Stokes		TJ	Beau	PE - C	
19032	Watson		Alan	Thomas	PE - C	
19033	Hein		Dawn	M.	PE - C	
19034	Schomaker		Kyle	David	PE - C	
19035	Weston		Daniel	Frederick	PE - C	

Agenda Items 2.a.i., 2.a.ii., 2.a.iii.

19036	Boggs	Steven	C.	PE - C		
19037	Wegner	Wesley	A.	PE - C		
19038	Kayrish	Matthew	G.	PE - C		
19039	Robinson	Christopher	Lee	PE - C		
19040	Heid	Philip	G.	PE - C		
19041	Joe	Derrick	Anthony	PE - C		
19042	Sipiorski	Matthew	R.	PE - C		
19043	Standekar	Marvin	Viktor	PE - C		
19044	Hickson	Frank	Carle	PE - C		
19045	Berner	Nicholas	J.	PE - C		
19046	Gilhousen	Michelle	K.	PE - C		
19047	Griggs	Darin	W.	PE - C		
19048	Korman	Paul	Clinton	PE - C		
19049	Sorrell	Mark	Thomas	PE - C		
19050	Fields	Justin	A.	PE - C		
19051	Heidenreich	Heather	Lynn	PE - C		
19052	Schwartz	Zina		PE - C		
19053	Calhoun	Kevin	Tyler	PE - C		
19054	Hopper	Matthew	D.	PE - C		
19055	Nicholls	Steve	J.	PE - C		
19056	Short	Gregg	David	PE - C		
19057	Tandy	Kenneth	T.	PE - C		
19058	Treppel	Daniel	Brian	PE - C		
19064	Dobinsky	Jan	Scott	PE - C		

2.b.ii - SI's & EI's

Intern #	Last	Middle Name	First	Type
9048	Boyd	Melissa	Louise	EI
9049	Spencer	James	Clayton	EI
9050	Reed V	Charles	Clifton	EI
9051	Rogers	William	Carson	EI
9052	Osborne	April	Renee	EI
9053	Smith	Gabriel	H.	EI
9054	Walker	Brooks	J.	EI
9055	Vaughn	Cody	J.	EI
9057	Pipher	Tanner	N.	EI
9058	Chaudhari	Joseph	C.	EI
9059	Brantley	Lucas	Charles	EI
9060	Gernon	Dean	B.	EI
9061	Scaggs	Natalie		EI
9062	Brown	Covy	P.	EI
9063	Henn	Joe		EI
9064	Bajorek	Cameron	Joseph	EI
9065	Palmer	Steven	Charles	EI
9066	Thacker	Asa	J.	EI

Agenda Items 2.a.i., 2.a.ii., 2.a.iii.

**2.b.iii - COA's (Certificates of Authority)**

COA #	Company Name	Address	City	State	Zip	Type	AR PE/PS in CHG
3617	Fourrier & de Abreu Engineers, LLC	10995 Coursey Blvd.	Baton Rouge	LA	70816-4054	Engineering	Shawn Buell PE #18938
3618	Thouvenot, Wade & Moerchen, Inc.	4940 Old Collinsville Rd	Swansea	IL	62226-2025	Engineering	Brandon Poiter PE #18992
3619	Green Acorn LLC	2014 E 6th Street	Tulsa	OK	74104-3223	Engineering	Allen Merk PE #19004
3620	Pictometry International Corp.	25 Methodist Hill Dr.	Rochester	NY	14623-4270	Engineering	Carl Schoenthal PE #18970
3621	Arion Blue, LLC	580 Westlake Park Blvd, Suite 1	Houston	TX	77079-2671	Engineering	Mark Thierry PE #15846
3622	ARC Design Resources, INC.	5291 Zenith Parkway	Loves Park	IL	61111-2727	Engineering	Jeffrey Linkenheld PE #17568
3623	Sigma Engineers and Constructors, Inc.	11585 Lake Sherwood Ave. Nor	Baton Rouge	LA	70816-4081	Engineering	Donald Drummond PE #18967
3624	Cary Kopczynski & Company	10500 NE 8th St, Ste 800	Bellevue	WA	98004-4351	Engineering	Matthew Hopper PE #19054
3625	Bluestream Construction and Engineering P	185 Margo Lane	Russellville	AR	72802-8725	Engineering	Alan Todd PE #6685
3626	Neo Design, LLC	PO Box 383	Owasso	OK	74055-0383	Engineering	Steve Nicholls PE #19055
3627	Buro Happold Consulting Engineers, Inc.	800 Wilshire Blvd., 16th FL	Los Angeles	CA	90017-2604	Engineering	Craig Schwitter PE #12338
3628	BBE-Boggs Engineering, LLC	607 S Alexander Street #101	Plant City	FL	33566-5050	Engineering	Steven Boggs PE #19036
3629	CHC Consulting Solutions	1845 W. Orangewood Ave., Sui	Orange	CA	92868-2053	Engineering	Brent Grayson PE #19013
3630	Structured LLC	5105 mountain breeze ct	lavergne	TN	37086-4914	Engineering	Justin Fields PE #19050
3631	Electrical Power & Safety Co.	PO Box 270202	St Paul	MN	55127-0202	Engineering	David Hernandez PE #17459
3632	Robertson-Ceco II Corporation	8600 South I-35 Frontage Road	Oklahoma City	OK	73149-3100	Engineering	Allen Hurtz PE #15119
3633	NCI Group, Inc	8600 South I-35 Service Rd	Oklahoma City	OK	73149-3100	Engineering	Margaret Davis PE #6620
3634	ABB Enterprise Software Inc.	305 Gregson Drive	Cary	NC	27511-6496	Engineering	Nathanael Occenad PE #18986
3635	DSPC Engineers, P.C.	860 Hooper Road	Endwell	NY	13760-1564	Engineering	John Spritzer PE #17258

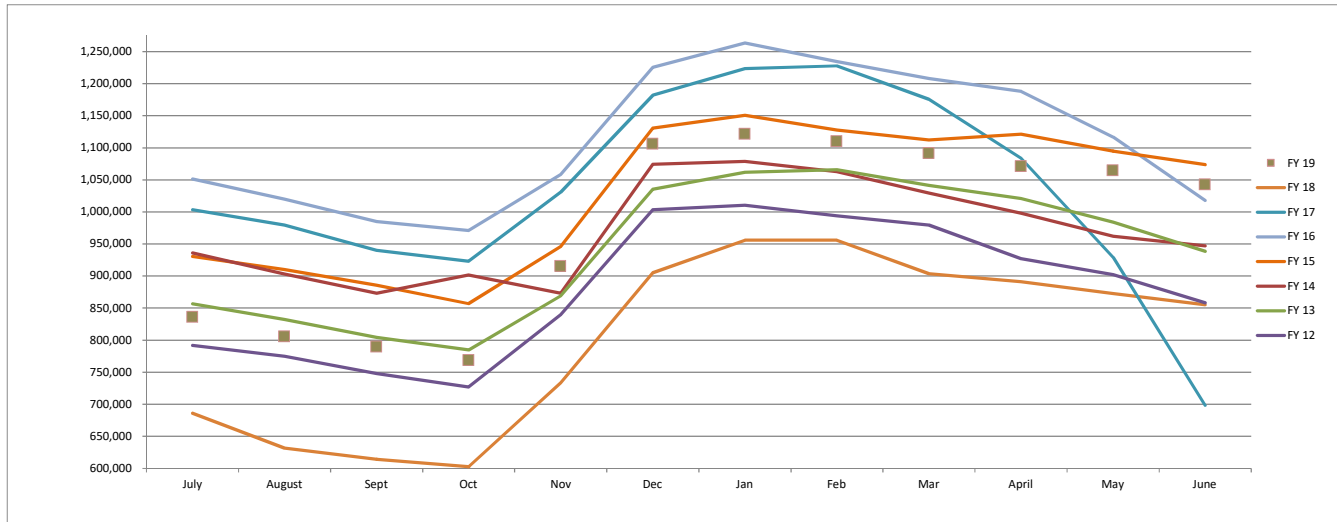
CI	Funds Ctr/CI Title	2019 Appropriatn	Adjustments	Blocks	Adjusted Appropriatn	Estm'd Salary Holding	FY19 Adjusted Appropriatn	Month												Total Expenditures	Commitments	Remaining Appropriation						
								July	August	September	October	November	December	January	February	March	April	May	June									
00	Salaries	270247	0	0	270,247	0	270,247	21,930.68	32,650.10	21,333.38	23,533.38	31,790.06	21,033.38	22,213.38	21,033.41	32,030.11	21,033.37	21,453.42	21,033.42	291,068.09	0.00	(20,821.09)						
01	Extra Help	12000	0	0	12,000	0	12,000	0.00	0.00	0.00	0.00	0.00	0.00	0.00	0.00	0.00	0.00	0.00	0.00	0.00	0.00	12,000.00						
03	Matching	91767	0	0	91,767	0	91,767	7,505.61	9,978.69	7,377.60	7,928.92	12,310.30	7,354.64	7,552.25	7,354.72	9,914.25	7,354.73	7,386.88	7,354.75	99,373.34	0.00	(7,606.34)						
02	Operating Expense	208649	0	0	208,649	0	208,649	9,350.97	8,042.96	6,129.36	3,497.35	4,913.57	3,659.12	32,871.53	6,259.89	9,215.55	7,787.86	4,564.84	18,552.21	114,845.21	0.00	93,803.79						
09	Travel	10227	0	0	10,227	0	10,227	0.00	1,735.15	0.00	0.00	0.00	0.00	0.00	0.00	522.50	235.00	703.37	421.60	3,617.62	0.00	6,609.38						
10	Prof. Fees	7144	0	0	7,144	0	7,144	0.00	0.00	0.00	3,470.00	0.00	0.00	0.00	0.00	3,470.00	0.00	0.00	0.00	6,940.00	0.00	204.00						
<b>Total</b>								<b>600,034</b>	<b>0</b>	<b>0</b>	<b>600,034</b>	<b>0</b>	<b>600,034</b>	<b>38,787.26</b>	<b>52,406.90</b>	<b>34,840.34</b>	<b>38,429.65</b>	<b>49,013.93</b>	<b>32,047.14</b>	<b>62,637.16</b>	<b>34,648.02</b>	<b>51,682.41</b>	<b>39,880.96</b>	<b>34,108.51</b>	<b>47,361.98</b>	<b>515,844.26</b>	<b>-</b>	<b>84,189.74</b>

Revenue:	July	August	Sept	Oct	Nov	Dec	Jan	Feb	Mar	April	May	June	Revenue year to date
AASIS Total w/Adjustments	14,510.00	20,475.00	18,285.00	15,910.00	181,460.00	252,900.00	52,115.00	23,430.00	14,560.00	16,525.00	23,395.00	25,400.00	\$658,965.00
4049003000 Interest-Treas	1,492.31	1,852.91	1,843.11	1,721.97	1,810.17	1,875.90	2,467.80	2,919.97	2,647.50	2,823.30	2,595.85	2,552.37	\$26,603.16
4049007000 Interest-CD's	87.72	99.00	-	88.82	198.15	-	287.40	-	-	87.15	192.27	-	\$1,040.51
<b>Total</b>	<b>16,090.03</b>	<b>22,426.91</b>	<b>20,128.11</b>	<b>17,720.79</b>	<b>183,468.32</b>	<b>254,775.90</b>	<b>54,870.20</b>	<b>26,349.97</b>	<b>17,207.50</b>	<b>19,435.45</b>	<b>26,183.12</b>	<b>27,952.37</b>	<b>\$686,608.67</b>

<b>Revenue/Expenditure</b>	<b>\$ (22,697.23)</b>	<b>\$ (29,979.99)</b>	<b>\$ (14,712.23)</b>	<b>\$ (20,708.86)</b>	<b>\$ 134,454.39</b>	<b>\$ 222,728.76</b>	<b>\$ (7,766.96)</b>	<b>\$ (8,298.05)</b>	<b>\$ (34,474.91)</b>	<b>\$ (20,445.51)</b>	<b>\$ (7,925.39)</b>	<b>\$ (19,409.61)</b>	<b>\$ 190,174.02</b>
----------------------------	-----------------------	-----------------------	-----------------------	-----------------------	----------------------	----------------------	----------------------	----------------------	-----------------------	-----------------------	----------------------	-----------------------	----------------------

1120001000 CD's Balance	189,656.31	189,755.31	189,755.31	189,844.13	190,042.28	190,042.28	190,329.68	190,329.68	190,329.68	190,416.83	190,609.10	190,609.10
Cash in Treasury (Fund Balance) FY19	835,835.85	805,506.86	789,264.63	768,139.37	915,034.82	1,105,939.17	1,121,434.45	1,110,046.39	1,091,480.55	1,071,049.40	1,064,326.74	1,042,542.13
Cash in Treasury (Fund Balance) FY18	685,827.35	631,739.95	614,253.23	602,410.19	735,187.89	905,039.81	955,943.33	955,943.33	903,595.34	891,206.09	872,667.13	855,400.80
Cash in Treasury (Fund Balance) FY17	1,003,210.91	979,538.39	939,922.11	922,966.65	1,031,004.94	1,181,890.40	1,223,465.37	1,227,862.29	1,175,864.69	1,084,029.62	928,996.58	698,343.92
Cash in Treasury (Fund Balance) FY16	1,051,363.67	1,020,043.11	985,160.44	970,973.31	1,058,524.89	1,225,340.94	1,263,677.73	1,234,354.94	1,207,899.78	1,188,287.76	1,116,814.04	1,017,972.56
Cash in Treasury (Fund Balance) FY15	930,434.09	910,304.89	885,550.00	857,008.56	946,010.48	1,130,574.19	1,150,879.53	1,127,630.93	1,112,401.97	1,121,157.49	1,095,000.01	1,073,722.38
Cash in Treasury (Fund Balance) FY14	936,113.10	902,906.19	873,059.38	901,833.57	873,059.38	1,074,138.68	1,078,802.37	1,062,925.51	1,029,406.70	997,978.78	962,023.37	947,010.07
Cash in Treasury (Fund Balance) FY13	856,824.56	832,025.98	804,146.45	784,629.37	869,350.59	1,035,446.38	1,061,635.32	1,065,694.66	1,041,365.09	1,020,708.32	984,184.68	938,483.10
Cash in Treasury (Fund Balance) FY12	791,766.34	774,783.81	747,996.30	726,738.84	839,826.76	1,003,321.67	1,010,340.03	994,139.79	979,593.84	926,960.02	902,284.72	858,103.60

Commitments:	
Printer	-
Copier Lease	-





**Board of Licensure for Prof Engineers and Prof Surveyors (0236)**  
**FY19 Revenue Reconciliation for the Month ending June 2019**

**AASIS Revenue**

	<u>Amounts</u>
Application Fees (4041002000)	\$ 13,525.00
Certificate Fees (4041004000)	\$ -
Testing Fees (4041005000)	\$ -
Renewal Fees (4041007000)	\$ 9,000.00
Other Fees (4041028000)	\$ 300.00
Fines and Penalties (4042001000)	\$ -
Reinstatement Fees (4041041000)	\$ 200.00
<b>AASIS Total:</b>	<b>\$ 23,025.00</b>

**Adjustments**

PELS current month receipts posted in AASIS in subsequent (+)	2,635.00
PELS prior month receipts posted in AASIS in current (-)	(260.00)
AASIS current month receipts reversed in subsequent	0.00
AASIS prior month receipts reversed in current	0.00
<b>AASIS Balance Forward:</b>	<b>\$ 25,400.00</b>

**PELS receipts**

Application Fees (4041002000)	\$ 14,450.00
Certificate Fees (4041004000)	\$ -
Testing Fees (4041005000)	\$ -
Renewal Fees (4041007000)	\$ 10,450.00
Other Fees (4041028000)	\$ 300.00
Fines and Penalties (4042001000)	\$ -
Reinstatement Fees (4041041000)	\$ 200.00
Misc Revenue (4047099000)	\$ -
<b>PELS Balance Forward:</b>	<b>25,400.00</b>

**Overage/Shortage (AASIS Balance Forward / PELS Balance Forward):** \$ -

<b>Explanation for discrepancy:</b>



**Attachment:** Financial Comparison AASIS to PELS:

**June 2019**

*The information on this schedule accurately reflects the cash receipts that have been received and deposited by this agency during the stated month. The total receipts and total deposits have been reconciled to AASIS.*

*All figures noted on this report have been verified by reviewing the deposit register and trial balance for the stated month. Any discrepancies have been investigated and resolved.*

*All receipt numbers and licenses issued have been accounted for. Any discrepancies have been investigated and resolved.*

 Fiscal Support Analyst	7/10/2019 Date
 Executive Director	7/10/2019 Date





June FY19

Warrant	Pay Meth	Print Date	Reference	Vendor	Vendor Name	Source Doc	Doc Type	Cost Ctr	Assignment #	G/L Acct	Commitment Item	Warrant Amount	Invoice Amount	Line Amount	Cashed Date
1910821586	W	6/2/2019	INV 17016-19201	9904700001	DEPARTMENT OF INFORMATION SYSTEMS	1004637780	KR	188210	10046377802019	5020003500	502:00:02	4,073.36	4,073.36	223.25	6/7/2019
1910821586	W	6/2/2019	INV 17016-19201	9904700001	DEPARTMENT OF INFORMATION SYSTEMS	1004637780	KR	188210	10046377802019	5040008500	502:00:02	0.00	0.00	95.00	6/7/2019
1910821586	W	6/2/2019	INV 17016-19201	9904700001	DEPARTMENT OF INFORMATION SYSTEMS	1004637780	KR	188210	10046377802019	5020002000	502:00:02	0.00	0.00	197.74	6/7/2019
1910821586	W	6/2/2019	INV 17016-19201	9904700001	DEPARTMENT OF INFORMATION SYSTEMS	1004637780	KR	188210	10046377802019	5020004200	502:00:02	0.00	0.00	3,162.38	6/7/2019
1910821586	W	6/2/2019	INV 17016-19201	9904700001	DEPARTMENT OF INFORMATION SYSTEMS	1004637780	KR	188210	10046377802019	5020004300	502:00:02	0.00	0.00	146.60	6/7/2019
1910821586	W	6/2/2019	INV 17016-19201	9904700001	DEPARTMENT OF INFORMATION SYSTEMS	1004637780	KR	188210	10046377802019	5020004000	502:00:02	0.00	0.00	67.73	6/7/2019
1910821586	W	6/2/2019	INV 17016-19201	9904700001	DEPARTMENT OF INFORMATION SYSTEMS	1004637780	KR	188210	10046377802019	5090027000	502:00:02	0.00	0.00	180.66	6/7/2019
1910821550	W	6/2/2019	ACC 8030052304	800001526	CITY OF LITTLE ROCK	1004637877	KR	188210	10046378772019	5040003000	502:00:02	142.85	61.21	61.21	6/7/2019
1910821550	W	6/2/2019	ACC 8030024305	800001526	CITY OF LITTLE ROCK	1004637881	KR	188210	10046378812019	5040003000	502:00:02	0.00	81.64	81.64	6/7/2019
1910820680	W	6/2/2019	NCEES05/15-19/19	100351	H JAMES ENGSTROM	1004637860	KR	188210	10046378602019	5050020300	502:00:02	1,664.91	1,664.91	991.09	6/20/2019
1910820680	W	6/2/2019	NCEES05/15-19/19	100351	H JAMES ENGSTROM	1004637860	KR	188210	10046378602019	5050020200	502:00:02	0.00	0.00	583.08	6/20/2019
1910820680	W	6/2/2019	NCEES05/15-19/19	100351	H JAMES ENGSTROM	1004637860	KR	188210	10046378602019	5050020100	502:00:02	0.00	0.00	90.74	6/20/2019
1910824135	W	6/3/2019	INV 24556	100178352	HORTICARE & ASSOCIATES INCORPORATIO	1004639462	KR	188210	10046394622019	5030005000	502:00:02	76.30	76.30	76.30	6/10/2019
1910824869	W	6/3/2019	AGENCY INS JUNE	9906100006	DEPARTMENT OF FINANCE AND ADMINISTR	1004639458	KR	188230	10046394582019	5010006000	501:00:03	2,520.00	2,520.00	2,520.00	6/11/2019
1910824533	W	6/3/2019	PO BOX 3750	500001254	UNITED STATES POSTAL SERVICE	1004639449	KR	188210	10046394492019	5020001000	502:00:02	356.00	356.00	356.00	6/13/2019
1920970334	E	6/4/2019	INV 1014835	100075795	CLEAR MOUNTAIN REFRESHMENT SERVICE	1004640246	KR	188210	10046402462019	5040003100	502:00:02	10.90	10.90	10.90	6/6/2019
1910827309	W	6/4/2019	INV 59363	100178352	HORTICARE & ASSOCIATES INCORPORATIO	1004640233	KR	188210	10046402332019	5030005000	502:00:02	408.75	408.75	408.75	6/11/2019
1910831198	W	6/6/2019	INV 24280	100002077	BRW INCORPORATED CITIES	1004641744	KR	188210	10046417442019	5080009000	502:00:02	491.60	491.60	491.60	6/25/2019
1910831409	W	6/6/2019	INV 154438	100050577	WILLIAM A HARRISON INC	1004641741	KR	188210	10046417412019	5030005000	502:00:02	1,002.80	1,002.80	1,002.80	6/25/2019
1910832197	W	6/6/2019	INV ATL 1837077	100228393	GOVERNMENT SUPPLY SERVICES	51222885	RE	188210	512228852019	5090006000	502:00:02	362.89	362.89	271.59	6/26/2019
1910832197	W	6/6/2019	INV ATL 1837077	100228393	GOVERNMENT SUPPLY SERVICES	51222885	RE	188210	512228852019	5090022000	502:00:02	0.00	0.00	66.77	6/26/2019
1910832197	W	6/6/2019	INV ATL 1837077	100228393	GOVERNMENT SUPPLY SERVICES	51222885	RE	188210	512228852019	5090019000	502:00:02	0.00	0.00	24.53	6/26/2019
PY		6/7/2019	ARKPR01390			7412450	YB	188230		5010001000	501:00:00	10,516.72	10,516.72	10,516.72	
PY		6/7/2019	ARKPR01390			7412450	YB	188230		5010005000	501:00:03	706.23	706.23	706.23	
PY		6/7/2019	ARKPR01390			7412450	YB	188230		5010006500	501:00:03	99.97	99.97	99.97	
PY		6/7/2019	ARKPR01390			7412450	YB	188230		5010007000	501:00:03	1,611.17	1,611.17	1,611.17	
1910849583	W	6/16/2019	INV 0239560	100028708	POE TRAVEL	1004646212	KR	188210	10046462122019	5050006000	505:00:09	421.60	421.60	386.60	6/24/2019
1910849583	W	6/16/2019	INV 0239560	100028708	POE TRAVEL	1004646212	KR	188210	10046462122019	5050014000	505:00:09	0.00	0.00	35.00	6/24/2019
1910855891	W	6/18/2019	INV SH327700	100179999	SHARP ELECTRONICS CORP	51230315	RE	188210	512303152019	5040007000	502:00:02	220.86	220.86	202.89	
1910855891	W	6/18/2019	INV SH327700	100179999	SHARP ELECTRONICS CORP	51230315	RE	188210	512303152019	5030001000	502:00:02	0	0	17.97	
1910855803	W	6/18/2019	INV 3607118	100157816	ARKANSAS INFORMATION CONSORTIUM LLC	1004649906	KR	188210	10046499062019	5080002200	502:00:02	831.3	831.3	831.3	7/3/2019
1910860806	W	6/20/2019	INV 197999	100232415	CAPITAL BUSINESS MACHINES INC	51231922	RE	188210	512319222019	1990160000	502:00:02	1,073.65	1,073.65	1,073.65	6/26/2019
PY		6/21/2019	ARKPR01373			7418184	YB	188230		5010001000	501:00:00	10,516.70	10,516.70	10,516.70	
PY		6/21/2019	ARKPR01373			7418184	YB	188230		5010005000	501:00:03	706.25	706.25	706.25	
PY		6/21/2019	ARKPR01373			7418184	YB	188230		5010006500	501:00:03	99.97	99.97	99.97	
PY		6/21/2019	ARKPR01373			7418184	YB	188230		5010007000	501:00:03	1,611.16	1,611.16	1,611.16	
1910865220	W	6/24/2019	MILEAGE	2027991	VIRGINIA S DAVIS	1004653482	KR	188210	0	5050001000	502:00:02	7.56	7.56	7.56	
1921002228	E	6/24/2019	INV 3633290	100075795	CLEAR MOUNTAIN REFRESHMENT SERVICE	1004653340	KR	188210	10046533402019	5040003100	502:00:02	26.14	26.14	26.14	6/26/2019
1910865605	W	6/24/2019	INV 95005484743	100061983	ENTERGY ARKANSAS INC	1004653411	KR	188210	10046534112019	5040001000	502:00:02	333.64	333.64	333.64	7/3/2019
1910865201	W	6/24/2019	RULES COMMITTEE	102753	RODNEY D WILLIAMS	1004653449	KR	188210	10046534492019	5050020200	502:00:02	293.84	293.84	108.10	7/3/2019
1910865201	W	6/24/2019	RULES COMMITTEE	102753	RODNEY D WILLIAMS	1004653449	KR	188210	10046534492019	5050020100	502:00:02	0.00	0.00	22.57	7/3/2019
1910865201	W	6/24/2019	RULES COMMITTEE	102753	RODNEY D WILLIAMS	1004653449	KR	188210	10046534492019	5050020400	502:00:02	0.00	0.00	163.17	7/3/2019
1910865212	W	6/24/2019	OFFICE SUPPLIES	2000607	HEATHER N RICHARDSON	1004653491	KR	188210	0	5090006000	502:00:02	35.94	35.94	35.94	6/27/2019
1910866310	W	6/24/2019	3417403570	100228393	GOVERNMENT SUPPLY SERVICES	51233860	RE	188210	512338602019	5090006000	502:00:02	70.73	70.73	70.73	7/3/2019
1910866703	W	6/24/2019	INV 19201-17016	9904700001	DEPARTMENT OF INFORMATION SYSTEMS	1004653328	KR	188210	10046533282019	5020003500	502:00:02	3,923.70	3,923.70	223.25	7/3/2019
1910866703	W	6/24/2019	INV 19201-17016	9904700001	DEPARTMENT OF INFORMATION SYSTEMS	1004653328	KR	188210	10046533282019	5040008500	502:00:02	0.00	0.00	95.00	7/3/2019
1910866703	W	6/24/2019	INV 19201-17016	9904700001	DEPARTMENT OF INFORMATION SYSTEMS	1004653328	KR	188210	10046533282019	5020002000	502:00:02	0.00	0.00	132.15	7/3/2019
1910866703	W	6/24/2019	INV 19201-17016	9904700001	DEPARTMENT OF INFORMATION SYSTEMS	1004653328	KR	188210	10046533282019	5020004200	502:00:02	0.00	0.00	3,102.25	7/3/2019
1910866703	W	6/24/2019	INV 19201-17016	9904700001	DEPARTMENT OF INFORMATION SYSTEMS	1004653328	KR	188210	10046533282019	5020004300	502:00:02	0.00	0.00	137.10	7/3/2019
1910866703	W	6/24/2019	INV 19201-17016	9904700001	DEPARTMENT OF INFORMATION SYSTEMS	1004653328	KR	188210	10046533282019	5020004000	502:00:02	0.00	0.00	53.29	7/3/2019
1910866703	W	6/24/2019	INV 19201-17016	9904700001	DEPARTMENT OF INFORMATION SYSTEMS	1004653328	KR	188210	10046533282019	5090027000	502:00:02	0.00	0.00	180.66	7/3/2019
1910865391	W	6/24/2019	INV 1819313	100030829	JAY STANLEY & ASSOCIATES	1004653900	KR	188210	10046539002019	5090011100	502:00:02	1,156.60	1,156.60	1,156.60	7/5/2019
1910865200	W	6/24/2019	RULES COMMITTEE	102370	IVAN L HOFFMAN JR	1004653467	KR	188210	10046534672019	5050020200	502:00:02	263.92	263.92	108.10	7/8/2019
1910865200	W	6/24/2019	RULES COMMITTEE	102370	IVAN L HOFFMAN JR	1004653467	KR	188210	10046534672019	5050020100	502:00:02	0.00	0.00	25.41	7/8/2019
1910865200	W	6/24/2019	RULES COMMITTEE	102370	IVAN L HOFFMAN JR	1004653467	KR	188210	10046534672019	5050020400	502:00:02	0	0	130.41	7/8/2019
1910868239	W	6/25/2019	NOTARY	2084283	GRANT GRIGG	1004654902	KR	188210	0	5070001500	502:00:02	90	90	50	7/3/2019

1910868239	W	6/25/2019	NOTARY	2084283	GRANT GRIGG	1004654902	KR	188210	0	5080040000	502:00:02	0.00	0.00	40.00	7/3/2019
1910869056	W	6/25/2019	INV 8127546299	100216014	SHRED-IT US JV LLC	1004654591	KR	188210	10046545912019	5080014100	502:00:02	57.15	57.15	57.15	7/5/2019
1910875353	W	6/27/2019	REFUND	W023601	Ward L. Wimbish	1004656495	KR	188210		5110002000	502:00:02	75.00	75.00	75.00	
1910874694	W	6/27/2019	INV B0009481	9901350028	UNIVERSITY OF ARKANSAS	1004657309	KR	188210	10046573092019	5030002000	502:00:02	1,323.01	1,323.01	1,323.01	7/5/2019
1910876970	W	6/28/2019	ACC 8030024305	800001526	CITY OF LITTLE ROCK	1004657770	KR	188210	10046577702019	5040003000	502:00:02	178.81	84.19	84.19	7/8/2019
1910876970	W	6/28/2019	ACC 8030052304	800001526	CITY OF LITTLE ROCK	1004657775	KR	188210	10046577752019	5040003000	502:00:02	0.00	94.62	94.62	7/8/2019
												47,361.98	47,361.98	47,361.98	

**5010001000 Regular Salaries Staff**

**June**

**FY19**

Account Number	FOR period start	For-period end	Personnel Number	Name of Employee or Applicant	Wage Type L	Amount	Posting document
5010001000 01	5/19/2019	6/1/2019	84350	GRANT GRIGG	1274 Child E	84.82	9153876
5010001000 01	5/19/2019	6/1/2019	84350	GRANT GRIGG	1252 Sick pa	84.82	9153876
5010001000 01	5/19/2019	6/1/2019	84350	GRANT GRIGG	1251 Vacatio	226.18	9153876
5010001000 01	5/19/2019	6/1/2019	84350	GRANT GRIGG	1211 Holiday	226.18	9153876
5010001000 01	5/19/2019	6/1/2019	84350	GRANT GRIGG	1200 Regular	1,639.79	9153876
5010001000 01	5/19/2019	6/1/2019	84350	GRANT GRIGG	/845 Total pa	0.00	9153876
				<b>GRANT GRIGG</b>		<b>2,261.79</b>	
5010001000 01	5/19/2019	6/1/2019	1185	HEATHER N RICHARDSON	1252 Sick pa	140.68	9153876
5010001000 01	5/19/2019	6/1/2019	1185	HEATHER N RICHARDSON	1252 Sick pa	52.75	9153876
5010001000 01	5/19/2019	6/1/2019	1185	HEATHER N RICHARDSON	1251 Vacatio	140.68	9153876
5010001000 01	5/19/2019	6/1/2019	1185	HEATHER N RICHARDSON	1251 Vacatio	35.17	9153876
5010001000 01	5/19/2019	6/1/2019	1185	HEATHER N RICHARDSON	1211 Holiday	281.35	9153876
5010001000 01	5/19/2019	6/1/2019	1185	HEATHER N RICHARDSON	1200 Regular	2,162.89	9153876
5010001000 01	5/19/2019	6/1/2019	1185	HEATHER N RICHARDSON	/845 Total pa	0.00	9153876
				<b>HEATHER N RICHARDSON</b>		<b>2,813.52</b>	
5010001000 01	5/19/2019	6/1/2019	7804	KEISHA L WRIGHT	/845 Total pa	0.00	9153876
5010001000 01	5/19/2019	6/1/2019	7804	KEISHA L WRIGHT	1250 Holiday	128.37	9153876
5010001000 01	5/19/2019	6/1/2019	7804	KEISHA L WRIGHT	1200 Regular	1,155.36	9153876
				<b>KEISHA L WRIGHT</b>		<b>1,283.73</b>	
5010001000 01	5/19/2019	6/1/2019	28444	LINDA S STONE	1252 Sick pa	20.94	9153876
5010001000 01	5/19/2019	6/1/2019	28444	LINDA S STONE	1251 Vacatio	41.88	9153876
5010001000 01	5/19/2019	6/1/2019	28444	LINDA S STONE	1211 Holiday	167.51	9153876
5010001000 01	5/19/2019	6/1/2019	28444	LINDA S STONE	1200 Regular	1,444.76	9153876
5010001000 01	5/19/2019	6/1/2019	28444	LINDA S STONE	/845 Total pa	0.00	9153876
				<b>LINDA S STONE</b>		<b>1,675.09</b>	
5010001000 01	5/19/2019	6/1/2019	19356	MARILYN F SMITH	/845 Total pa	0.00	9153876
5010001000 01	5/19/2019	6/1/2019	19356	MARILYN F SMITH	1200 Regular	1,040.78	9153876
5010001000 01	5/19/2019	6/1/2019	19356	MARILYN F SMITH	1250 Holiday	119.80	9153876
5010001000 01	5/19/2019	6/1/2019	19356	MARILYN F SMITH	1251 Vacatio	37.44	9153876
				<b>MARILYN F SMITH</b>		<b>1,198.02</b>	
5010001000 01	5/19/2019	6/1/2019	28472	VIRGINIA S DAVIS	/845 Total pa	0.00	9153876
5010001000 01	5/19/2019	6/1/2019	28472	VIRGINIA S DAVIS	1200 Regular	891.17	9153876
5010001000 01	5/19/2019	6/1/2019	28472	VIRGINIA S DAVIS	1250 Holiday	128.46	9153876
5010001000 01	5/19/2019	6/1/2019	28472	VIRGINIA S DAVIS	1251 Vacatio	256.91	9153876
5010001000 01	5/19/2019	6/1/2019	28472	VIRGINIA S DAVIS	1252 Sick pa	8.03	9153876
				<b>VIRGINIA S DAVIS</b>		<b>1,284.57</b>	
						<b>10,516.72</b>	
Account Number	FOR period start	For-period end	Personnel Number	Name of Employee or Applicant	Wage Type L	Amount	Posting document
5010001000 01	6/2/2019	6/15/2019	84350	GRANT GRIGG	1252 Sick pa	113.09	9173794
5010001000 01	6/2/2019	6/15/2019	84350	GRANT GRIGG	1200 Regular	2,148.69	9173794
5010001000 01	6/2/2019	6/15/2019	84350	GRANT GRIGG	/845 Total pa	0.00	9173794
				<b>GRANT GRIGG</b>		<b>2,261.78</b>	
5010001000 01	6/2/2019	6/15/2019	1185	HEATHER N RICHARDSON	1252 Sick pa	140.68	9173794
5010001000 01	6/2/2019	6/15/2019	1185	HEATHER N RICHARDSON	1251 Vacatio	140.68	9173794
5010001000 01	6/2/2019	6/15/2019	1185	HEATHER N RICHARDSON	1251 Vacatio	17.58	9173794
5010001000 01	6/2/2019	6/15/2019	1185	HEATHER N RICHARDSON	1200 Regular	2,514.58	9173794
5010001000 01	6/2/2019	6/15/2019	1185	HEATHER N RICHARDSON	/845 Total pa	0.00	9173794
				<b>HEATHER N RICHARDSON</b>		<b>2,813.52</b>	
5010001000 01	6/2/2019	6/15/2019	7804	KEISHA L WRIGHT	/845 Total pa	0.00	9173794
5010001000 01	6/2/2019	6/15/2019	7804	KEISHA L WRIGHT	1251 Vacatio	32.09	9173794
5010001000 01	6/2/2019	6/15/2019	7804	KEISHA L WRIGHT	1200 Regular	1,251.64	9173794
				<b>KEISHA L WRIGHT</b>		<b>1,283.73</b>	
5010001000 01	6/2/2019	6/15/2019	28444	LINDA S STONE	1251 Vacatio	83.75	9173794
5010001000 01	6/2/2019	6/15/2019	28444	LINDA S STONE	1200 Regular	1,591.33	9173794
5010001000 01	6/2/2019	6/15/2019	28444	LINDA S STONE	/845 Total pa	0.00	9173794
				<b>LINDA S STONE</b>		<b>1,675.08</b>	
5010001000 01	6/2/2019	6/15/2019	19356	MARILYN F SMITH	/845 Total pa	0.00	9173794
5010001000 01	6/2/2019	6/15/2019	19356	MARILYN F SMITH	1200 Regular	898.51	9173794
5010001000 01	6/2/2019	6/15/2019	19356	MARILYN F SMITH	1251 Vacatio	119.80	9173794
5010001000 01	6/2/2019	6/15/2019	19356	MARILYN F SMITH	1252 Sick pa	119.80	9173794
5010001000 01	6/2/2019	6/15/2019	19356	MARILYN F SMITH	1252 Sick pa	59.90	9173794
				<b>MARILYN F SMITH</b>		<b>1,198.01</b>	
5010001000 01	6/2/2019	6/15/2019	28472	VIRGINIA S DAVIS	/845 Total pa	0.00	9173794

Payroll Posting Report

Cost Center 188230

3.a.iv

5010001000 01	6/2/2019	6/15/2019	28472	VIRGINIA S DAVIS	1200 Regular	1,087.87	9173794
5010001000 01	6/2/2019	6/15/2019	28472	VIRGINIA S DAVIS	1252 Sick pa	8.03	9173794
5010001000 01	6/2/2019	6/15/2019	28472	VIRGINIA S DAVIS	1252 Sick pa	36.13	9173794
5010001000 01	6/2/2019	6/15/2019	28472	VIRGINIA S DAVIS	1252 Sick pa	128.46	9173794
5010001000 01	6/2/2019	6/15/2019	28472	VIRGINIA S DAVIS	1252 Sick pa	24.09	9173794

				VIRGINIA S DAVIS		1,284.58	
						10,516.70	

<b>FY19 Period 1-12 (July - June)</b>	<b>Debit</b>	<b>Credit</b>	<b>Balance</b>
1000236001 CJ ELS 0236 # 001	89,280.00	-89,280.00	0
1010103000 Petty Cash	200	-200	0
<b>** Cash On Hand</b>	<b>89,480.00</b>	<b>-89,480.00</b>	<b>0</b>
1100001000 Treasury	1,542,026.77	-491,408.52	1,050,618.25
1100001001 Treasury Outgoing	145,589.39	-154,790.51	-9,201.12
1100001003 Treasury EFT Out	3,294.42	-3,294.42	0
1100001005 Treasury Tnsfrs Out	344,953.21	-344,953.21	0
1100001006 Treasury Tnsfrs In	4,430.52	-4,430.52	0
<b>* Cash Available to Spend</b>	<b>2,040,294.31</b>	<b>-998,877.18</b>	<b>1,041,417.13</b>
1100001002 Treasury Incoming	92,719.41	-92,719.41	0
1100001004 Treasury EFT In	6,194,590.01	-6,193,465.01	1,125.00
<b>* Deposits in Transit</b>	<b>6,287,309.42</b>	<b>-6,286,184.42</b>	<b>1,125.00</b>
<b>** Cash in State Treasury</b>	<b>8,327,603.73</b>	<b>-7,285,061.60</b>	<b>1,042,542.13</b>
1100002000 Non-AASIS House Bank	8,933.00	-8,933.00	0
<b>** Cash in Bank</b>	<b>8,933.00</b>	<b>-8,933.00</b>	<b>0</b>
1120001000 Invest CD	316,644.27	-126,035.17	190,609.10
<b>** Investments</b>	<b>316,644.27</b>	<b>-126,035.17</b>	<b>190,609.10</b>
1130001000 Customer AR	1,000.00	-1,000.00	0
<b>** Customer Receivables</b>	<b>1,000.00</b>	<b>-1,000.00</b>	<b>0</b>
1140003100 Int Agy Due to/from	2,990.00	-2,990.00	0
1140003300 Payroll Fund DT/DF	344,642.03	-344,642.03	0
<b>** Interfund Receivable</b>	<b>347,632.03</b>	<b>-347,632.03</b>	<b>0</b>
1160001000 Accrued Interest	2,510.94	-2,510.94	0
<b>** Accrued Income</b>	<b>2,510.94</b>	<b>-2,510.94</b>	<b>0</b>
1190002000 PP Exp - Accrual Eng	2,530.00	-2,530.00	0
1190002500 PP Exp - YE Accruals	13,735.58	-13,735.58	0
<b>** Pre-Paid Expenses</b>	<b>16,265.58</b>	<b>-16,265.58</b>	<b>0</b>
1990110000 Land Improve (Mod)	69,366.19	0	69,366.19
1990130000 Buildings (Modified)	1,118,138.67	0	1,118,138.67
1990150000 Equipment (Modified)	27,733.97	-26,295.12	1,438.85
1990160000 Low Val Assets (Mod)	58,607.44	0	58,607.44
1991100000 AUC (Modified)	46,525.72	-46,525.72	0
<b>** Modified Accrual Fixed Assets</b>	<b>1,320,371.99</b>	<b>-72,820.84</b>	<b>1,247,551.15</b>
1991320000 Land Improv FullCAFR	69,366.19	0	69,366.19
1991321000 Land Improv(FContra)	0	-69,366.19	-69,366.19
1991340000 Buildings Full CAFR	1,118,138.67	0	1,118,138.67
1991341000 Buildings (F Contra)	0	-1,118,138.67	-1,118,138.67
1991360000 Equipment Full CAFR	37,928.00	-36,489.15	1,438.85
1991361000 Equip. F Contra CAFR	10,194.03	-37,928.00	-27,733.97
1991370000 Low Val Asset (Full)	107,743.49	-49,136.05	58,607.44
1991371000 LVA (Full Contra)	49,136.05	-144,632.05	-95,496.00
1992100000 AC Dep Lnd Imp(Full)	0	-25,485.35	-25,485.35
1992300000 AC Dep Bldg(Full)	0	-253,881.92	-253,881.92
1992500000 AC Dep Equipmnt(Full)	29,700.58	-31,139.43	-1,438.85
1992600000 AC Dep LV Asset(Full)	0.32	-58,607.76	-58,607.44
<b>** Full Accrual Fixed Assets</b>	<b>1,422,207.33</b>	<b>-1,824,804.57</b>	<b>-402,597.24</b>
2110001000 Vendor AP	91,627.82	-91,627.82	0
2110001100 Vendor Accrued Liab	1,462.25	-1,462.25	0
2110001101 Other Govt AP	581	-581	0
2110001102 Local Govt AP	1,543.06	-1,543.06	0
2110002000 Employee AP	2,575.88	-2,575.88	0
2111001000 GRIR Clearing	1,299,192.17	-1,299,192.17	0
<b>** Accounts Payable</b>	<b>1,396,982.18</b>	<b>-1,396,982.18</b>	<b>0</b>
2110003000 Due To Other Funds	60,955.74	-60,955.74	0
2110004100 Inter Agency Due To	2,280.48	-2,280.48	0
<b>** Interfund Due-To</b>	<b>63,236.22</b>	<b>-63,236.22</b>	<b>0</b>
2112004000 Due to Other Gov.	137.3	-137.3	0
<b>** Due to Other Governments</b>	<b>137.3</b>	<b>-137.3</b>	<b>0</b>
2115006000 Acc Salary & Ben YE	12,610.94	-12,610.94	0

** Payroll Liability	12,610.94	-12,610.94	0
2120002300 UseSaleTax AP Offset	0	-3.73	-3.73
2120003091 02 Use Tax Payable	92.8	0	92.8
2120003099 Use Tax Payable Accr	28.58	-127.75	-99.17
** Due to Revenue	121.38	-131.48	-10.1
2130001100 Unearned Income	465,715.75	-465,715.75	0
** Unearned Revenues	465,715.75	-465,715.75	0
2115007000 Comp Ab Current	3,809.05	-3,809.05	0
2230002000 NC Accr Comp Absence	21,005.60	-21,005.60	0
** Accrued Leave	24,814.65	-24,814.65	0
3000000000 Fund Equity Clearing	933,099.93	-834,988.03	98,111.90
3000002000 Fund Balance	44.44	-325,169.00	-325,124.56
3000004000 Net Asset Restricted	13,328.56	0	13,328.56
3900000000 Batch Input-Asset Ld	27,887.50	-10,194.03	17,693.47
3902100000 Inv GFA Lnd Imp (Mod	0	-69,366.19	-69,366.19
3902300000 Inv GFA Bldg (Mod)	0	-1,118,138.67	-1,118,138.67
3902500000 Inv GFA Equip (Mod)	26,295.12	-27,733.97	-1,438.85
3902600000 Inv GFA LVA(Modified	0	-58,607.44	-58,607.44
** Fund Balance	1,000,655.55	-2,444,197.33	-1,443,541.78
4041002000 APPLICATION FEES	1,200.00	-158,975.00	-157,775.00
4041004000 OTH/CERTIFICATE FEE	0	-25	-25
4041005000 TESTING FEES	100	-1,900.00	-1,800.00
4041007000 RENEWAL FEE	1,190.00	-492,430.00	-491,240.00
4041028000 OTHER FEES	150	-4,650.00	-4,500.00
4041041000 REINSTATEMENT	0	-4,200.00	-4,200.00
** OR - Fees	2,640.00	-662,180.00	-659,540.00
4042001000 FINES	0	-500	-500
** OR - Fines and Penalties	0	-500	-500
4043002100 NBR LICENSE & PERMIT	2,990.00	-465,715.75	-462,725.75
** OR - Licenses and Permits	2,990.00	-465,715.75	-462,725.75
4049003000 INTEREST DISTRIB	0	-26,603.16	-26,603.16
4049003100 NBR Invest Earnings	134.94	0	134.94
4049007000 INTEREST CERT. DEP.	0	-1,040.51	-1,040.51
** OR - Investment Revenue	134.94	-27,643.67	-27,508.73
5010001000 00 Regular Salaries	277,971.41	0	277,971.41
5010001100 NBR - Personal Svs.	0	-10,253.96	-10,253.96
5010001600 NBR - Emp Benefits	0	-2,405.25	-2,405.25
5010001900 Stipends	2,580.00	0	2,580.00
5010005000 03 FICA & Medic Exp	18,936.86	0	18,936.86
5010006000 03 Ben Ins Exp HAL	30,240.00	0	30,240.00
5010006500 Agency Cost of ARCAP	2,568.52	0	2,568.52
5010007000 03 Retirement Exp	42,585.24	0	42,585.24
5010010000 03 Work Comp Prem Tx	105.43	0	105.43
5010091000 NBR-Comp Ab. Expense	0	-24,814.65	-24,814.65
** Salary Expense	374,987.46	-37,473.86	337,513.60
5020001000 Postage	581	0	581
5020002000 Telecomm Wired	2,479.79	0	2,479.79
5020003500 02 Connectivity	2,679.00	0	2,679.00
5020004000 Network Services Exp	954.06	0	954.06
5020004200 Internet Serv-Tech	13,618.26	0	13,618.26
5020004300 02 Server &Email Svc	1,913.75	0	1,913.75
5020005000 Freight	212.57	0	212.57
5020006000 NBR Com & Trans Com	10,381.28	-2,232.21	8,149.07
** Communication & Transp. of Commoditi	32,819.71	-2,232.21	30,587.50
5030001000 Printing	502.49	0	502.49
5030002000 Bind Copy Collate	6,167.00	0	6,167.00
5030004100 NBR Printing & Adv.	0	-213.74	-213.74
** Printing & Advertising	6,669.49	-213.74	6,455.75
5030005000 02-Bldg & Grds Maint	13,923.10	0	13,923.10
5030005100 Pest Control CI 02	457.8	0	457.8



5030008000 Office Equip Maint	536.28	0	536.28
** Repairing & Servicing	14,917.18	0	14,917.18
5040001000 Electricity	3,339.03	0	3,339.03
5040003000 Water & Sewage	1,543.06	-63.26	1,479.80
5040003100 02 Water	312.13	0	312.13
5040007000 Rent of Office Equip	3,210.22	-202.93	3,007.29
5040008500 02 Rent-Data Proc Eq	1,132.50	0	1,132.50
5040011000 Other Rent & Leases	109	0	109
5040012000 NBR -Utilities & Ren	0	-345.01	-345.01
** Utilities & Rent	9,645.94	-611.2	9,034.74
5050001000 02 Mileage	11.42	0	11.42
5050004100 09 - Meals	261.53	0	261.53
5050004200 09 - Lodging	2,022.58	0	2,022.58
5050006000 09 Common Carrier	971.83	0	971.83
5050012000 09 PRKNG FEES TRAVEL	56.68	0	56.68
5050014000 09 Other Travel Exp	70	0	70
5050018000 09 Conf Seminar Fees	235	0	235
5050020100 02Bd Mmbr Trav Meals	781.17	0	781.17
5050020200 02Bd Mmbr Trav Lodg	3,995.84	0	3,995.84
5050020300 02Bd Mmbr Trav Other	1,101.44	0	1,101.44
5050020400 02BdMbr Trvl Mileage	5,047.37	0	5,047.37
5050024000 NBR Travel/Sub Cl 09	77.59	0	77.59
** Travel & Subsistence	14,632.45	0	14,632.45
5060001000 Professional Adm Fee	6,940.00	0	6,940.00
** Professional Services & Fees	6,940.00	0	6,940.00
5070001000 Surety Perform Bonds	29.73	0	29.73
5070001500 02 NOTARY BOND	50	0	50
5070003000 Bld Contents Ins	1,304.63	0	1,304.63
** Insurance & Bonds	1,384.36	0	1,384.36
5080002200 EFT PROCESSING FEES	25,358.60	0	25,358.60
5080006000 Assoc Member Dues	6,500.00	0	6,500.00
5080009000 Janitorial Service	5,899.20	0	5,899.20
5080014100 Recycling Services	335.42	0	335.42
5080022000 Other Expenses Svc	285	0	285
5080029000 NBR - Other Exp, Svs	3,276.71	-1,040.80	2,235.91
5080040000 02 NOTARY FEE	40	0	40
** Other Expenses & Services	41,694.93	-1,040.80	40,654.13
5090006000 Office Supplies	1,916.54	-56.1	1,860.44
5090011100 02 Audio Vis Eq/Sup	2,476.70	-1,320.10	1,156.60
5090018000 Subscriptions Pubs	652.17	0	652.17
5090019000 Food Purchases	1,085.40	-0.55	1,084.85
5090022000 02-Kit,Jan,House Sup	490.66	-17.95	472.71
5090026000 DP Supps	83.93	0	83.93
5090026300 02 Dsktop,Laptop,PDA	164.59	0	164.59
5090027000 Software/Licenses	361.32	0	361.32
5900004000 LVA Exp (Modified)	1,788.69	0	1,788.69
5901070000 LVA Exp Full	1,788.69	0	1,788.69
** Commodities, Materials & Supplies	10,808.69	-1,394.70	9,413.99
5110002000 02 Other Refunds	2,575.00	-75	2,500.00
** Refunds, Taxes & Claims	2,575.00	-75	2,500.00
5901020000 Depr Expense (Full)	42,000.74	0	42,000.74
** Depreciation/Amortization	42,000.74	0	42,000.74
6060003100 INTER XFER IN REBATE	0	-40.8	-40.8
** Transfers In/Out	0	-40.8	-40.8
6990001000 Prior Yr Warr Outlaw	0	-272.42	-272.42
** Prior Year Adjustment	0	-272.42	-272.42
*** BALANCE	15,381,763.73	-15,381,763.73	0

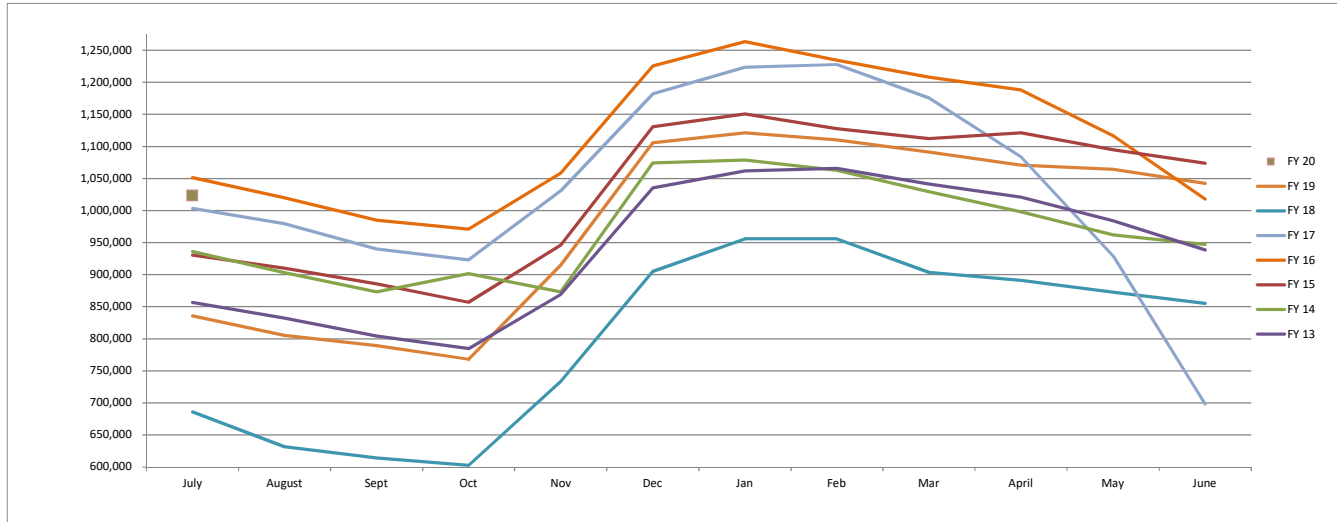
CI	Funds Ctr/CI Title	2019	Adjustments	Blocks	Adjusted	Estm'd	FY20	July	August	September	October	November	December	January	February	March	April	May	June	Total Expenditures	Commitments	Remaining Appropriation		
		Appropriatn			Appropriatn	Salary Holding	Adjusted Appropriatn																	
00	Salaries	270247	0	0	270,247	0	270,247	21,694.54	0.00	0.00	0.00	0.00	0.00	0.00	0.00	0.00	0.00	0.00	0.00	0.00	21,694.54	0.00	248,552.46	
01	Extra Help	12000	0	0	12,000	0	12,000	0.00	0.00	0.00	0.00	0.00	0.00	0.00	0.00	0.00	0.00	0.00	0.00	0.00	0.00	0.00	0.00	12,000.00
03	Matching	91767	0	0	91,767	0	91,767	7,442.23	0.00	0.00	0.00	0.00	0.00	0.00	0.00	0.00	0.00	0.00	0.00	0.00	7,442.23	0.00	84,324.77	
02	Operating Expense	208649	0	0	208,649	0	208,649	11,106.62	0.00	0.00	0.00	0.00	0.00	0.00	0.00	0.00	0.00	0.00	0.00	0.00	11,106.62	2,972.02	194,570.36	
09	Travel	10227	0	0	10,227	0	10,227	450.00	0.00	0.00	0.00	0.00	0.00	0.00	0.00	0.00	0.00	0.00	0.00	0.00	450.00	0.00	9,777.00	
10	Prof. Fees	7144	0	0	7,144	0	7,144	0.00	0.00	0.00	0.00	0.00	0.00	0.00	0.00	0.00	0.00	0.00	0.00	0.00	0.00	0.00	0.00	7,144.00
<b>Total</b>		<b>600,034</b>	<b>0</b>	<b>0</b>	<b>600,034</b>	<b>0</b>	<b>600,034</b>	<b>40,693.39</b>	<b>-</b>	<b>-</b>	<b>-</b>	<b>-</b>	<b>-</b>	<b>-</b>	<b>-</b>	<b>-</b>	<b>-</b>	<b>-</b>	<b>-</b>	<b>-</b>	<b>40,693.39</b>	<b>2,972.02</b>	<b>556,368.59</b>	

Revenue:	July	August	Sept	Oct	Nov	Dec	Jan	Feb	Mar	April	May	June	Revenue year to date
	AASIS Total w/Adjustments	16,520.00	-	-	-	-	-	-	-	-	-	-	-
4049003000 Interest-Treas	-	-	-	-	-	-	-	-	-	-	-	-	\$0.00
4049007000 Interest-CD's	-	-	-	-	-	-	-	-	-	-	-	-	\$0.00
<b>Total</b>	<b>16,520.00</b>	<b>-</b>	<b>-</b>	<b>-</b>	<b>-</b>	<b>-</b>	<b>-</b>	<b>-</b>	<b>-</b>	<b>-</b>	<b>-</b>	<b>-</b>	<b>\$16,520.00</b>

<b>Revenue/Expenditure</b>	<b>\$ (24,173.39)</b>	<b>\$ -</b>	<b>\$ -</b>	<b>\$ -</b>	<b>\$ -</b>	<b>\$ -</b>	<b>\$ -</b>	<b>\$ -</b>	<b>\$ -</b>	<b>\$ -</b>	<b>\$ -</b>	<b>\$ -</b>	<b>\$ -</b>	<b>\$ -</b>	<b>\$ -</b>	<b>\$ -</b>	<b>\$ -</b>	<b>\$ -</b>	<b>\$ -</b>	<b>\$ -</b>	<b>\$ -</b>	<b>\$ -</b>	<b>\$ -</b>	<b>\$ (24,173.39)</b>
----------------------------	-----------------------	-------------	-------------	-------------	-------------	-------------	-------------	-------------	-------------	-------------	-------------	-------------	-------------	-------------	-------------	-------------	-------------	-------------	-------------	-------------	-------------	-------------	-------------	-----------------------

<b>1120001000 CD's Balance</b>	<b>191,094.95</b>	<b>-</b>	<b>-</b>	<b>-</b>	<b>-</b>	<b>-</b>	<b>-</b>	<b>-</b>	<b>-</b>	<b>-</b>	<b>-</b>	<b>-</b>	<b>-</b>	<b>-</b>	<b>-</b>	<b>-</b>	<b>-</b>	<b>-</b>	<b>-</b>	<b>-</b>	<b>-</b>	<b>-</b>	<b>-</b>	<b>-</b>
Cash in Treasury (Fund Balance) FY20	1,022,715.37	-	-	-	-	-	-	-	-	-	-	-	-	-	-	-	-	-	-	-	-	-	-	-
Cash in Treasury (Fund Balance) FY19	835,835.85	805,506.86	789,264.63	768,139.37	915,034.82	1,105,939.17	1,121,434.45	1,110,046.39	1,091,480.55	1,071,049.40	1,064,326.74	1,042,542.13	-											
Cash in Treasury (Fund Balance) FY18	685,827.35	631,739.95	614,253.23	602,410.19	733,187.89	905,039.81	955,943.33	955,943.33	903,595.34	891,206.09	872,667.13	855,400.80	-											
Cash in Treasury (Fund Balance) FY17	1,003,210.91	979,538.39	939,922.11	922,966.65	1,031,004.94	1,181,890.40	1,223,465.37	1,227,862.29	1,175,864.69	1,084,029.62	928,996.58	698,343.92	-											
Cash in Treasury (Fund Balance) FY16	1,051,363.67	1,020,043.11	985,160.44	970,973.31	1,058,524.89	1,225,340.94	1,263,677.73	1,234,354.94	1,207,899.78	1,188,287.76	1,116,814.04	1,017,972.56	-											
Cash in Treasury (Fund Balance) FY15	930,434.09	910,304.89	885,550.00	857,008.56	946,010.48	1,130,574.19	1,150,879.53	1,127,630.93	1,112,401.97	1,121,157.49	1,095,000.01	1,073,722.38	-											
Cash in Treasury (Fund Balance) FY14	936,113.10	902,906.19	873,059.38	801,833.57	873,059.38	1,074,138.68	1,078,802.37	1,062,925.51	1,029,406.70	997,978.78	962,023.37	947,010.07	-											
Cash in Treasury (Fund Balance) FY13	856,824.56	832,025.98	804,146.45	784,629.37	869,350.59	1,035,446.38	1,061,635.32	1,065,694.66	1,041,365.09	1,020,708.32	984,184.68	938,483.10	-											

<b>Commitments:</b>	
Lease Copier	2,231.94
Lease Postage	
Meter	643.34
Office Supplies	96.74
<b>Total</b>	<b>2,972.02</b>



**Board of Licensure for Prof Engineers and Prof Surveyors (0236)  
FY20 Revenue Reconciliation for the Month ending July 2019**

**AASIS Revenue**

**Amounts**

Application Fees (4041002000)	\$ 12,550.00
Certificate Fees (4041004000)	\$ -
Testing Fees (4041005000)	\$ 400.00
Renewal Fees (4041007000)	\$ 5,105.00
Other Fees (4041028000)	\$ 300.00
Fines and Penalties (4042001000)	\$ -
Reinstatement Fees (4041041000)	\$ 200.00
<b>AASIS Total:</b>	<b>\$ 18,555.00</b>

**Adjustments**

PELS current month receipts posted in AASIS in subsequent (+)	600.00
PELS prior month receipts posted in AASIS in current (-)	(2,635.00)
AASIS current month receipts reversed in subsequent	0.00
AASIS prior month receipts reversed in current	0.00
<b>AASIS Balance Forward:</b>	<b>\$ 16,520.00</b>

**PELS receipts**

Application Fees (4041002000)	\$ 12,025.00
Certificate Fees (4041004000)	\$ -
Testing Fees (4041005000)	\$ 400.00
Renewal Fees (4041007000)	\$ 3,595.00
Other Fees (4041028000)	\$ 300.00
Fines and Penalties (4042001000)	\$ -
Reinstatement Fees (4041041000)	\$ 200.00
Misc Revenue (4047099000)	\$ -
<b>PELS Balance Forward:</b>	<b>\$ 16,520.00</b>

**Overage/Shortage (AASIS Balance Forward / PELS Balance Forward):** \$ -



<b>Explanation for discrepancy:</b>

**Attachment: Financial Comparison AASIS to PELS: July 2019**

*The information on this schedule accurately reflects the cash receipts that have been received and deposited by this agency during the stated month. The total receipts and total deposits have been reconciled to AASIS.*

*All figures noted on this report have been verified by reviewing the deposit register and trial balance for the stated month. Any discrepancies have been investigated and resolved.*

*All receipt numbers and licenses issued have been accounted for. Any discrepancies have been investigated and resolved.*

 _____ Fiscal Support Analyst	8/15/2019 _____ Date
 _____ Executive Director	8/15/2019 _____ Date

FINANCIAL COMPARISON AASIS TO PELS

July 2019		AASIS					PELS			Reconciliation		
AASIS Code	GL Acct	totals	Current month receipts posted in subsequent	prior month receipts posted in current	Current month receipts reversed in subsequent	Prior month receipts reversed in current	AASIS Balance Forward	PELS Deposit Summary	PELS Balance Forward	AASIS Balance Forward	PELS Balance Forward	Overage /Shortage
255	4041002000	12,550.00	600.00	(1,125.00)	0.00	0.00	12,025.00	12,025.00	12,025.00	12,025.00	12,025.00	0.00
257	4041004000	0.00	0.00	0.00	0.00	0.00	0.00	0.00	0.00	0.00	0.00	0.00
258	4041005000	400.00	0.00	0.00	0.00	0.00	400.00	400.00	400.00	400.00	400.00	0.00
260	4041007000	5,105.00	0.00	(1,510.00)	0.00	0.00	3,595.00	3,595.00	3,595.00	3,595.00	3,595.00	0.00
281	4041028000	300.00	0.00	0.00	0.00	0.00	300.00	300.00	300.00	300.00	300.00	0.00
539	4041041000	200.00	0.00	0.00	0.00	0.00	200.00	200.00	200.00	200.00	200.00	0.00
284	4042001000	0.00	0.00	0.00	0.00	0.00	0.00	0.00	0.00	0.00	0.00	0.00
586	4047099000	0.00	0.00	0.00	0.00	0.00	0.00	0.00	0.00	0.00	0.00	0.00
		18,555.00	600.00	(2,635.00)	0.00	0.00	16,520.00	16,520.00	16,520.00	16,520.00	16,520.00	0.00

Reconciling items

PELS items	PELS post date	AASIS Doc #	4041002000 applications	4041004000 certificate	4041005000 exams	4041007000 renewals	4041028000 Temp	4041041000 Reinstatement	Totals
July posted in August	7/31/2019	14647506	600						600
PELS receipts posted in Subsequent			600	0	0	0	0	0	600
June posted in July	6/28-30/2020	14644420		1125		1510			2635
PELS receipts posted from prior				1125	0	0	1510	0	2635

FY20		July												
Pay Meth	Print Date	Reference	Vendor	Vendor Name	Source Doc	Doc Type	Cost Ctr	Assignment #	G/L Acct	Commitment Item	Warrant Amount	Invoice Amount	Line Amount	Cashed Date
	7/5/2019	ARKPR01334			7423898	YB	188230		5010001000	501:00:00	10,516.70	10,516.70	10,516.70	
	7/5/2019	ARKPR01334			7423898	YB	188230		5010005000	501:00:03	706.24	706.24	706.24	
	7/5/2019	ARKPR01334			7423898	YB	188230		5010006500	501:00:03	99.97	99.97	99.97	
	7/5/2019	ARKPR01334			7423898	YB	188230		5010007000	501:00:03	1,611.16	1,611.16	1,611.16	
E	7/8/2019	INV 3639655	100075795	CLEAR MOUNTAIN REFRESHMENT SERVICE	1004660064	KR	188210	10046600642020	5040011000	502:00:02	10.90	10.90	10.90	7/10/2019
W	7/8/2019	AGENCY INS JULY	9906100006	DEPARTMENT OF FINANCE AND ADMINISTR	1004660072	KR	188230	10046600722020	5010008000	501:00:03	2,520.00	2,520.00	2,520.00	7/16/2019
W	7/8/2019	INV 59504	100178352	HORTICARE & ASSOCIATES INCORPORATIO	1004660077	KR	188210	10046600772020	5030005000	502:00:02	855.65	408.75	408.75	7/16/2019
W	7/8/2019	Y24627	100178352	HORTICARE & ASSOCIATES INCORPORATIO	1004660088	KR	188210	10046600882020	5030005000	502:00:02	0.00	446.90	446.90	7/16/2019
W	7/8/2019	Y3637778	100157816	ARKANSAS INFORMATION CONSORTIUM LLC	1004660094	KR	188210	10046600942020	5110002000	502:00:02	1,042.75	60.00	60.00	7/16/2019
W	7/8/2019	Y3681790	100157816	ARKANSAS INFORMATION CONSORTIUM LLC	1004660102	KR	188210	10046601022020	5080002200	502:00:02	0.00	982.75	982.75	7/16/2019
W	7/8/2019	FY20 CYBER INS.	9904250002	ARKANSAS INSURANCE DEPARTMENT	1004660520	KR	188210	10046605202020	5070007000	502:00:02	1,513.72	156.90	156.90	7/25/2019
W	7/8/2019	FY20 PROPERTY IN	9904250002	ARKANSAS INSURANCE DEPARTMENT	1004660529	KR	188210	10046605292020	5070003000	502:00:02	0	1,356.82	1,356.82	7/25/2019
W	7/10/2019	BOARD MTG JULY	102370	IVAN L HOFFMAN JR	1004661689	KR	188210	10046616892020	5050020200	502:00:02	263.92	263.92	108.10	7/22/2019
W	7/10/2019	BOARD MTG JULY	102370	IVAN L HOFFMAN JR	1004661689	KR	188210	10046616892020	5050020100	502:00:02	0.00	0.00	25.41	7/22/2019
W	7/10/2019	BOARD MTG JULY	102370	IVAN L HOFFMAN JR	1004661689	KR	188210	10046616892020	5050020400	502:00:02	0.00	0.00	130.41	7/22/2019
W	7/10/2019	BOARD MTG	107356	DONALD M PERRY	1004661651	KR	188210	10046616512020	5050020400	502:00:02	115.92	115.92	115.92	
W	7/10/2019	BOARD MTG JULY	102753	RODNEY D WILLIAMS	1004661671	KR	188210	10046616712020	5050020200	502:00:02	295.14	295.14	108.1	7/17/2019
W	7/10/2019	BOARD MTG JULY	102753	RODNEY D WILLIAMS	1004661671	KR	188210	10046616712020	5050020100	502:00:02	0.00	0.00	23.87	7/17/2019
W	7/10/2019	BOARD MTG JULY	102753	RODNEY D WILLIAMS	1004661671	KR	188210	10046616712020	5050020400	502:00:02	0.00	0.00	163.17	7/17/2019
W	7/10/2019	BOARD MTG JULY	107087	KYLE SALYER PE PS	1004661665	KR	188210	10046616652020	5050020400	502:00:02	280.22	280.22	130.87	7/17/2019
W	7/10/2019	BOARD MTG JULY	107087	KYLE SALYER PE PS	1004661665	KR	188210	10046616652020	5050020200	502:00:02	0	0	108.1	7/17/2019
W	7/10/2019	BOARD MTG JULY	107087	KYLE SALYER PE PS	1004661665	KR	188210	10046616652020	5050020100	502:00:02	0.00	0.00	41.25	7/17/2019
W	7/9/2019	YN7752762	100220903	MAILFINANCE INC	51238105	RE	188210	512381052020	5040007000	502:00:02	214.45	214.45	214.45	7/19/2019
W	7/9/2019	INV 24437	100002077	BRW INCORPORATED CITIES	1004661442	KR	188210	10046614422020	5080009000	502:00:02	491.60	491.60	491.60	7/30/2019
W	7/10/2019	BOARD MTG JULY	106356	DAVID B BEASLEY	1004661684	KR	188210	10046616842020	5050020200	502:00:02	226.67	226.67	108.1	8/1/2019
W	7/10/2019	BOARD MTG JULY	106356	DAVID B BEASLEY	1004661684	KR	188210	10046616842020	5050020300	502:00:02	0	0	10	8/1/2019
W	7/10/2019	BOARD MTG JULY	106356	DAVID B BEASLEY	1004661684	KR	188210	10046616842020	5050020400	502:00:02	0	0	108.57	8/1/2019
W	7/10/2019	BOARD MTG JULY	106631	THOMAS R SCOTT III	1004661658	KR	188210	10046616582020	5050020400	502:00:02	9.16	9.16	9.16	8/9/2019
W	7/11/2019	Y 72556	100099270	BOULEVARD BREAD CO	1004662045	KR	188210	10046620452020	5090019000	502:00:02	173.13	173.13	173.13	7/26/2019
W	7/11/2019	INV 628993	100000279	CROCKETT BUSINESS MACHINES	51238967	RE	188210	512389672020	5030008000	502:00:02	209.28	209.28	209.28	7/31/2019
A	7/25/2019	0236071520190073	100099611	US BANK CPS	8040589123	ZY	188210	4246044555710080	5090006000	502:00:02	181.62	181.62	181.62	7/29/2019
W	7/17/2019	DIRECTOR MEETING	102753	RODNEY D WILLIAMS	1004665522	KR	188210	10046655222020	5050020200	502:00:02	295.77	295.77	108.1	7/24/2019
W	7/17/2019	DIRECTOR MEETING	102753	RODNEY D WILLIAMS	1004665522	KR	188210	10046655222020	5050020100	502:00:02	0	0	19.63	7/24/2019
W	7/17/2019	DIRECTOR MEETING	102753	RODNEY D WILLIAMS	1004665522	KR	188210	10046655222020	5050020400	502:00:02	0.00	0.00	168.04	7/24/2019
W	7/17/2019	INV 591094	100031379	CURRYS TERMITES & PEST CONTROL OF	1004665859	KR	188210	10046658592020	5030005100	502:00:02	143.88	143.88	143.88	7/24/2019
W	7/18/2019	Y-5702610252	600003585	NATIONAL COUNCIL OF EXAMINERS FOR	1004667038	KR	188210	10046670382020	5050018000	505:00:09	450	450	450	8/7/2019
	7/19/2019	ARKPR01343			7429573	YB	188230		5010001000	501:00:00	10,757.84	10,757.84	10,757.84	
	7/19/2019	ARKPR01343			7429573	YB	188230		5010001900	501:00:00	420	420	420	
	7/19/2019	ARKPR01343			7429573	YB	188230		5010005000	501:00:03	756.79	756.79	756.79	
	7/19/2019	ARKPR01343			7429573	YB	188230		5010006500	501:00:03	99.97	99.97	99.97	
	7/19/2019	ARKPR01343			7429573	YB	188230		5010007000	501:00:03	1,648.10	1,648.10	1,648.10	
	7/19/2019	ACA 21-2-710			6210634	ZL	188210		5070001000	502:00:02	28.02	28.02	28.02	
E	7/22/2019	INV 3643458	100075795	CLEAR MOUNTAIN REFRESHMENT SERVICE	1004668361	KR	188210	10046683612020	5040003100	502:00:02	21.74	21.74	21.74	7/24/2019
W	7/24/2019	INV 230004211308	100061983	ENTERGY ARKANSAS INC	1004669718	KR	188210	10046697182020	5040001000	502:00:02	360.4	360.4	360.4	8/7/2019
W	7/28/2019	BOARD MTG JULY	106577	BRIAN J MOORE PE	1004671892	KR	188210	10046718922020	5050020400	502:00:02	166.32	166.32	166.32	
W	7/28/2019	Y - INV 3425960	100002021	ADVANCED CABLING SYSTEMS INC	1004671673	KR	188210	10046716732020	5030005000	502:00:02	588.6	588.6	588.6	
W	7/28/2019	INV SH332666A	100179999	SHARP ELECTRONICS CORP	51244077	RE	188210	512440772020	5040007000	502:00:02	202.9	202.9	202.9	
W	7/28/2019	Y-INV SH332666B	100237107	SHARP ELECTRONICS CORP	1004671613	KR	188210	10046716132020	5030001000	502:00:02	40.13	40.13	40.13	
W	7/28/2019	INV 5215215-IN	100177423	MARMIC FIRE & SAFETY CO INC	1004671617	KR	188210	10046716172020	5030005000	502:00:02	35	35	35	8/6/2019
W	7/29/2019	REFUND	W023601	Tyler Griffith	1004672601	KR	188210		5110002000	502:00:02	150	150	150	
W	7/29/2019	Y5733019201/7016	9904700001	DEPT OF TRANSFORMATION & SHARED SER	1004672305	KR	188210	10046723052020	5020003500	502:00:02	3,048.00	3,048.00	223.25	8/6/2019
W	7/29/2019	Y5733019201/7016	9904700001	DEPT OF TRANSFORMATION & SHARED SER	1004672305	KR	188210	10046723052020	5040008500	502:00:02	0	0	95	8/6/2019
W	7/29/2019	Y5733019201/7016	9904700001	DEPT OF TRANSFORMATION & SHARED SER	1004672305	KR	188210	10046723052020	5020002000	502:00:02	0	0	164.08	8/6/2019
W	7/29/2019	Y5733019201/7016	9904700001	DEPT OF TRANSFORMATION & SHARED SER	1004672305	KR	188210	10046723052020	5020004200	502:00:02	0	0	2,204.13	8/6/2019

Agency 236 Fund NES0000 Fund Ctr 857

W	7/29/2019	Y5733019201/7016	9904700001	DEPT OF TRANSFORMATION & SHARED SER	1004672305	KR	188210	10046723052020	5020004300	502:00:02	0	0	127.6	8/6/2019
W	7/29/2019	Y5733019201/7016	9904700001	DEPT OF TRANSFORMATION & SHARED SER	1004672305	KR	188210	10046723052020	5020004000	502:00:02	0	0	53.28	8/6/2019
W	7/29/2019	Y5733019201/7016	9904700001	DEPT OF TRANSFORMATION & SHARED SER	1004672305	KR	188210	10046723052020	5090027000	502:00:02	0	0	180.66	8/6/2019
W	7/31/2019	Y 8030024305	800001526	CITY OF LITTLE ROCK	1004673610	KR	188210	10046736102020	5040003000	502:00:02	141.73	84.19	84.19	
W	7/31/2019	Y 8030024304	800001526	CITY OF LITTLE ROCK	1004673620	KR	188210	10046736202020	5040003000	502:00:02	0	57.54	57.54	
											40,693.39	40,693.39	40,693.39	



**5010001000 Regular Salaries Staff**

**July FY20**

Account Number	FOR period start date	For-period e	Personnel Number	Name of Employee or Applicant	Wage Type L	Amount	Posting document
5010001000 01	6/16/2019	6/29/2019	84350	GRANT GRIGG	1251 Vacatio	21.20	9193768
5010001000 01	6/16/2019	6/29/2019	84350	GRANT GRIGG	1251 Vacatio	226.18	9193768
5010001000 01	6/16/2019	6/29/2019	84350	GRANT GRIGG	1200 Regular	2,014.39	9193768
5010001000 01	6/16/2019	6/29/2019	84350	GRANT GRIGG	/845 Total pa	0.00	9193768
				<b>GRANT GRIGG</b>		<b>2,261.77</b>	
5010001000 01	6/16/2019	6/29/2019	1185	HEATHER N RICHARDSON	/845 Total pa	0.00	9193768
5010001000 01	6/16/2019	6/29/2019	1185	HEATHER N RICHARDSON	1200 Regular	2,250.82	9193768
5010001000 01	6/16/2019	6/29/2019	1185	HEATHER N RICHARDSON	1251 Vacatio	281.35	9193768
5010001000 01	6/16/2019	6/29/2019	1185	HEATHER N RICHARDSON	1251 Vacatio	281.35	9193768
				<b>HEATHER N RICHARDSON</b>		<b>2,813.52</b>	
5010001000 01	6/16/2019	6/29/2019	7804	KEISHA L WRIGHT	1200 Regular	1,283.74	9193768
				<b>KEISHA L WRIGHT</b>		<b>1,283.74</b>	
5010001000 01	6/16/2019	6/29/2019	28444	LINDA S STONE	1200 Regular	1,675.08	9193768
				<b>LINDA S STONE</b>		<b>1,675.08</b>	
5010001000 01	6/16/2019	6/29/2019	19356	MARILYN F SMITH	1251 Vacatio	14.98	9193768
5010001000 01	6/16/2019	6/29/2019	19356	MARILYN F SMITH	1251 Vacatio	119.80	9193768
5010001000 01	6/16/2019	6/29/2019	19356	MARILYN F SMITH	1200 Regular	1,063.24	9193768
5010001000 01	6/16/2019	6/29/2019	19356	MARILYN F SMITH	/845 Total pa	0.00	9193768
				<b>MARILYN F SMITH</b>		<b>1,198.02</b>	
5010001000 01	6/16/2019	6/29/2019	28472	VIRGINIA S DAVIS	1252 Sick pa	8.03	9193768
5010001000 01	6/16/2019	6/29/2019	28472	VIRGINIA S DAVIS	1252 Sick pa	28.10	9193768
5010001000 01	6/16/2019	6/29/2019	28472	VIRGINIA S DAVIS	1200 Regular	1,248.44	9193768
5010001000 01	6/16/2019	6/29/2019	28472	VIRGINIA S DAVIS	/845 Total pa	0.00	9193768
				<b>VIRGINIA S DAVIS</b>		<b>1,284.57</b>	
						<b>10,516.70</b>	
Account Number	FOR period start date	For-period e	Personnel Number	Name of Employee or Applicant	Wage Type L	Amount	Posting document
5010001000 01	6/30/2019	7/13/2019	84350	GRANT GRIGG	1252 Sick pa	57.90	9213739
5010001000 01	6/30/2019	7/13/2019	84350	GRANT GRIGG	1251 Vacatio	231.61	9213739
5010001000 01	6/30/2019	7/13/2019	84350	GRANT GRIGG	1251 Vacatio	231.61	9213739
5010001000 01	6/30/2019	7/13/2019	84350	GRANT GRIGG	1251 Vacatio	231.61	9213739
5010001000 01	6/30/2019	7/13/2019	84350	GRANT GRIGG	1211 Holiday	231.61	9213739
5010001000 01	6/30/2019	7/13/2019	84350	GRANT GRIGG	1200 Regular	1,331.73	9213739
5010001000 01	6/30/2019	7/13/2019	84350	GRANT GRIGG	/845 Total pa	0.00	9213739
				<b>GRANT GRIGG</b>		<b>2,316.07</b>	
5010001000 01	6/30/2019	7/13/2019	1185	HEATHER N RICHARDSON	1251 Vacatio	71.74	9213739
5010001000 01	6/30/2019	7/13/2019	1185	HEATHER N RICHARDSON	1251 Vacatio	286.98	9213739
5010001000 01	6/30/2019	7/13/2019	1185	HEATHER N RICHARDSON	1211 Holiday	286.98	9213739
5010001000 01	6/30/2019	7/13/2019	1185	HEATHER N RICHARDSON	1200 Regular	2,224.09	9213739
5010001000 01	6/30/2019	7/13/2019	1185	HEATHER N RICHARDSON	/845 Total pa	0.00	9213739
				<b>HEATHER N RICHARDSON</b>		<b>2,869.79</b>	
5010001000 01	6/30/2019	7/13/2019	7804	KEISHA L WRIGHT	/845 Total pa	0.00	9213739
5010001000 01	6/30/2019	7/13/2019	7804	KEISHA L WRIGHT	1200 Regular	911.96	9213739
5010001000 01	6/30/2019	7/13/2019	7804	KEISHA L WRIGHT	1250 Holiday	131.45	9213739
5010001000 01	6/30/2019	7/13/2019	7804	KEISHA L WRIGHT	1251 Vacatio	131.45	9213739
5010001000 01	6/30/2019	7/13/2019	7804	KEISHA L WRIGHT	1251 Vacatio	131.45	9213739
5010001000 01	6/30/2019	7/13/2019	7804	KEISHA L WRIGHT	1252 Sick pa	8.22	9213739
				<b>KEISHA L WRIGHT</b>		<b>1,314.53</b>	
5010001000 01	6/30/2019	7/13/2019	28444	LINDA S STONE	1251 Vacatio	21.44	9213739
5010001000 01	6/30/2019	7/13/2019	28444	LINDA S STONE	1251 Vacatio	343.06	9213739
5010001000 01	6/30/2019	7/13/2019	28444	LINDA S STONE	1252 Sick pa	21.44	9213739
5010001000 01	6/30/2019	7/13/2019	28444	LINDA S STONE	1252 Sick pa	171.53	9213739
5010001000 01	6/30/2019	7/13/2019	28444	LINDA S STONE	1251 Vacatio	42.88	9213739
5010001000 01	6/30/2019	7/13/2019	28444	LINDA S STONE	1211 Holiday	171.53	9213739
5010001000 01	6/30/2019	7/13/2019	28444	LINDA S STONE	/845 Total pa	0.00	9213739
5010001000 01	6/30/2019	7/13/2019	28444	LINDA S STONE	1200 Regular	943.40	9213739
				<b>LINDA S STONE</b>		<b>1,715.28</b>	
5010001000 01	6/30/2019	7/13/2019	19356	MARILYN F SMITH	/845 Total pa	0.00	9213739
5010001000 01	6/30/2019	7/13/2019	19356	MARILYN F SMITH	1200 Regular	854.90	9213739
5010001000 01	6/30/2019	7/13/2019	19356	MARILYN F SMITH	1250 Holiday	122.68	9213739
5010001000 01	6/30/2019	7/13/2019	19356	MARILYN F SMITH	1251 Vacatio	122.68	9213739
5010001000 01	6/30/2019	7/13/2019	19356	MARILYN F SMITH	1252 Sick pa	42.17	9213739
5010001000 01	6/30/2019	7/13/2019	19356	MARILYN F SMITH	1252 Sick pa	30.67	9213739

5010001000 01	6/30/2019	7/13/2019	19356	MARILYN F SMITH	1252 Sick pa	53.67	9213739
				MARILYN F SMITH		1,226.77	
5010001000 01	6/30/2019	7/13/2019	28472	VIRGINIA S DAVIS	1250 Holiday	131.54	9213739
5010001000 01	6/30/2019	7/13/2019	28472	VIRGINIA S DAVIS	1200 Regular	1,183.86	9213739
5010001000 01	6/30/2019	7/13/2019	28472	VIRGINIA S DAVIS	/845 Total pa	0.00	9213739
				VIRGINIA S DAVIS		1,315.40	
						10,757.84	
<b>5010001900 Stipends Board Members</b>					<b>July</b>		<b>FY20</b>
Account Number	FOR period start date	For-period e	Personnel Number	Name of Employee or Applicant	Wage Type L	Amount	Posting document
5010001900 S	6/30/2019	7/13/2019	80783	DONALD M PERRY	1163 60.00 S	60.00	9213739
				DONALD M PERRY		60.00	
5010001900 S	6/30/2019	7/13/2019	52612	HAROLD J ENGSTROM	1163 60.00 S	60.00	9213739
				HAROLD J ENGSTROM		60.00	
5010001900 S	6/30/2019	7/13/2019	52614	IVAN HOFFMAN Jr	1163 60.00 S	60.00	9213739
				IVAN HOFFMAN Jr		60.00	
5010001900 S	6/30/2019	7/13/2019	111903	Mr. BRIAN J. MOORE	1163 60.00 S	60.00	9213739
				Mr. BRIAN J. MOORE		60.00	
5010001900 S	6/30/2019	7/13/2019	106621	Mr. DAVID B. BEASLEY	1163 60.00 S	60.00	9213739
				Mr. DAVID B. BEASLEY		60.00	
5010001900 S	6/30/2019	7/13/2019	122804	Mr. J. KYLE SALYER	1163 60.00 S	60.00	9213739
				Mr. J. KYLE SALYER		60.00	
5010001900 S	6/30/2019	7/13/2019	112945	Mr. THOMAS R. SCOTT	1163 60.00 S	60.00	9213739
				Mr. THOMAS R. SCOTT		60.00	
						420.00	

<b>FY20 Period 0-1 July</b>	<b>Debit</b>	<b>Credit</b>	<b>Balance</b>
1000236001 CJ ELS 0236 # 001	4,030.00	-4,030.00	0
1010103000 Petty Cash	200	-200	0
** Cash On Hand	4,230.00	-4,230.00	0
1100001000 Treasury	1,069,969.88	-43,984.68	1,025,985.20
1100001001 Treasury Outgoing	19,069.78	-24,979.61	-5,909.83
1100001003 Treasury EFT Out	214.26	-214.26	0
1100001005 Treasury Tnsfrs Out	26,955.97	-26,955.97	0
1100001006 Treasury Tnsfrs In	4,430.52	-4,430.52	0
* Cash Available to Spend	1,120,640.41	-100,565.04	1,020,075.37
1100001002 Treasury Incoming	7,259.41	-6,789.41	470
1100001004 Treasury EFT In	5,611,660.01	-5,609,490.01	2,170.00
* Deposits in Transit	5,618,919.42	-5,616,279.42	2,640.00
** Cash in State Treasury	6,739,559.83	-5,716,844.46	1,022,715.37
1100002000 Non-AASIS House Bank	8,933.00	-8,933.00	0
** Cash in Bank	8,933.00	-8,933.00	0
1120001000 Invest CD	313,769.61	-122,674.66	191,094.95
** Investments	313,769.61	-122,674.66	191,094.95
1140003100 Int Agy Due to/from	2,635.00	0	2,635.00
1140003300 Payroll Fund DT/DF	26,616.77	-26,616.77	0
** Interfund Receivable	29,251.77	-26,616.77	2,635.00
1160001000 Accrued Interest	2,735.89	-2,376.00	359.89
** Accrued Income	2,735.89	-2,376.00	359.89
1190002000 PP Exp - Accrual Eng	2,530.00	-2,530.00	0
1190002500 PP Exp - YE Accruals	13,287.25	0	13,287.25
** Pre-Paid Expenses	15,817.25	-2,530.00	13,287.25
1990110000 Land Improve (Mod)	69,366.19	0	69,366.19
1990130000 Buildings (Modified)	1,118,138.67	0	1,118,138.67
1990150000 Equipment (Modified)	27,733.97	-26,295.12	1,438.85
1990160000 Low Val Assets (Mod)	58,607.44	0	58,607.44
1991100000 AUC (Modified)	46,525.72	-46,525.72	0
** Modified Accrual Fixed Assets	1,320,371.99	-72,820.84	1,247,551.15
1991320000 Land Improv FullCAFR	69,366.19	0	69,366.19
1991321000 Land Improv(FContra)	0	-69,366.19	-69,366.19
1991340000 Buildings Full CAFR	1,118,138.67	0	1,118,138.67
1991341000 Buildings (F Contra)	0	-1,118,138.67	-1,118,138.67
1991360000 Equipment Full CAFR	37,928.00	-36,489.15	1,438.85
1991361000 Equip. F Contra CAFR	10,194.03	-37,928.00	-27,733.97
1991370000 Low Val Asset (Full)	58,607.44	0	58,607.44
1991371000 LVA (Full Contra)	0	-95,496.00	-95,496.00
1992100000 AC Dep Lnd Imp(Full)	0	-25,868.59	-25,868.59
1992300000 AC Dep Bldg(Full)	0	-256,998.74	-256,998.74
1992500000 AC Dep Equipmnt(Full)	29,700.58	-31,139.43	-1,438.85
1992600000 AC Dep LV Asset(Full)	0.32	-58,607.76	-58,607.44
** Full Accrual Fixed Assets	1,323,935.23	-1,730,032.53	-406,097.30
2110001000 Vendor AP	6,825.15	-6,825.15	0
2110001102 Local Govt AP	141.73	-141.73	0
2111001000 GRIR Clearing	1,295,657.71	-1,295,657.71	0
** Accounts Payable	1,302,624.59	-1,302,624.59	0
2110003000 Due To Other Funds	7,081.72	-7,081.72	0
2110004100 Inter Agency Due To	0	-3,100.72	-3,100.72

** Interfund Due-To	7,081.72	-10,182.44	-3,100.72
2120002300 UseSaleTax AP Offset	0	-3.73	-3.73
2120003091 02 Use Tax Payable	92.8	0	92.8
2120003099 Use Tax Payable Accr	28.58	-127.75	-99.17
** Due to Revenue	121.38	-131.48	-10.1
2130001100 Unearned Income	0	-476,765.00	-476,765.00
** Unearned Revenues	0	-476,765.00	-476,765.00
3000000000 Fund Equity Clearing	911,591.64	-984,449.42	-72,857.78
3000002000 Fund Balance	44.44	-325,169.00	-325,124.56
3000004000 Net Asset Restricted	13,328.56	0	13,328.56
3900000000 Batch Input-Asset Ld	27,887.50	-10,194.03	17,693.47
3902100000 Inv GFA Lnd Imp (Mod	0	-69,366.19	-69,366.19
3902300000 Inv GFA Bldg (Mod)	0	-1,118,138.67	-1,118,138.67
3902500000 Inv GFA Equip (Mod)	26,295.12	-27,733.97	-1,438.85
3902600000 Inv GFA LVA(Modified	0	-58,607.44	-58,607.44
** Fund Balance	979,147.26	-2,593,658.72	-1,614,511.46
4041002000 APPLICATION FEES	0	-12,550.00	-12,550.00
4041005000 TESTING FEES	0	-400	-400
4041007000 RENEWAL FEE	0	-5,105.00	-5,105.00
4041028000 OTHER FEES	0	-300	-300
4041041000 REINSTATEMENT	0	-200	-200
** OR - Fees	0	-18,555.00	-18,555.00
4049003000 INTEREST DISTRIB	0	-2,311.63	-2,311.63
4049007000 INTEREST CERT. DEP.	0	-485.85	-485.85
** OR - Investment Revenue	0	-2,797.48	-2,797.48
5010001000 00 Regular Salaries	21,274.54	0	21,274.54
5010001900 Stipends	420	0	420
5010005000 03 FICA & Medic Exp	1,463.03	0	1,463.03
5010006000 03 Ben Ins Exp HAL	0	0	0
5010006500 Agency Cost of ARCAP	199.94	0	199.94
5010007000 03 Retirement Exp	3,259.26	0	3,259.26
5010008000 03 Unemploy Comp Exp	2,520.00	0	2,520.00
** Salary Expense	29,136.77	0	29,136.77
5020002000 Telecomm Wired	164.08	0	164.08
5020003500 02 Connectivity	223.25	0	223.25
5020004000 Network Services Exp	53.28	0	53.28
5020004200 Internet Serv-Tech	2,204.13	0	2,204.13
5020004300 02 Server &Email Svc	127.6	0	127.6
** Communication & Transp. of Commoditi	2,772.34	0	2,772.34
5030001000 Printing	40.13	0	40.13
** Printing & Advertising	40.13	0	40.13
5030005000 02-Bldg & Grds Maint	1,479.25	0	1,479.25
5030005100 Pest Control CI 02	143.88	0	143.88
5030008000 Office Equip Maint	209.28	0	209.28
** Repairing & Servicing	1,832.41	0	1,832.41
5040001000 Electricity	360.4	0	360.4
5040003000 Water & Sewage	141.73	0	141.73
5040003100 02 Water	21.74	0	21.74
5040007000 Rent of Office Equip	3,209.63	-2,792.28	417.35
5040008500 02 Rent-Data Proc Eq	95	0	95
5040011000 Other Rent & Leases	10.9	0	10.9

Trial Balance

3.a.v

** Utilities & Rent	3,839.40	-2,792.28	1,047.12
5050018000 09 Conf Seminar Fees	450	0	450
5050020100 02Bd Mmbr Trav Meals	110.16	0	110.16
5050020200 02Bd Mmbr Trav Lodg	540.5	0	540.5
5050020300 02Bd Mmbr Trav Other	10	0	10
5050020400 02BdMbr Trvl Mileage	992.46	0	992.46
** Travel & Subsistence	2,103.12	0	2,103.12
5070001000 Surety Perform Bonds	28.02	0	28.02
5070003000 Bld Contents Ins	1,356.82	0	1,356.82
5070007000 Other Insurance	156.9	0	156.9
** Insurance & Bonds	1,541.74	0	1,541.74
5080002200 EFT PROCESSING FEES	982.75	0	982.75
5080009000 Janitorial Service	491.6	0	491.6
** Other Expenses & Services	1,474.35	0	1,474.35
5090006000 Office Supplies	181.62	0	181.62
5090011100 02 Audio Vis Eq/Sup	0	0	0
5090019000 Food Purchases	173.13	0	173.13
5090022000 02-Kit,Jan,House Sup	0	0	0
5090027000 Software/Licenses	180.66	0	180.66
** Commodities, Materials & Supplies	535.41	0	535.41
5110002000 02 Other Refunds	210	0	210
** Refunds, Taxes & Claims	210	0	210
5901020000 Depr Expense (Full)	3,500.06	0	3,500.06
** Depreciation/Amortization	3,500.06	0	3,500.06
<b>*** BALANCE</b>	<b>12,094,565.25</b>	<b>-12,094,565.25</b>	<b>0</b>

# STATUS OF COMPLAINTS

As of August 19, 2019

Meeting Date: September 10, 2019

Agenda Item: 5a

**Case 2018-10 In the matter of Thornton v Richardson** Complaint received November 14, 2018  
Complaint alleging practicing surveying without a license, inquiry letter sent on November 14, 2018.  
**Answer received December 6, 2018**

**Case 2019-01 In the Matter of Benson v Scheiderer** Complaint received on January 31, 2019  
Complaint alleging negligence in the practice of engineering, inquiry letter sent on February 1, 2019.  
**Answer received February 19, 2019**

**Case 2019-02 In the Matter of Benson v Anderson** Complaint received on January 31, 2019  
Complaint alleging negligence in the practice of engineering, inquiry letter sent on February 1, 2019.  
**Answer received February 19, 2019**

**Case 2019-03 In the Matter of Crawford v Blee**s received on February 21, 2019. Complaint alleging negligence in the practice of Surveying, inquiry letter sent on February 21, 2019. **Answer received March 4, 2019**

**Case 2019-05 In the Matter of Herndon v Hoelzeman** Complaint received on May 14, 2019  
Complaint alleging negligence in the practice of engineering, inquiry letter sent on May 14, 2019.  
**Answer received May 22, 2019**

**Case 2019-7 In the matter of Parks v LaCasse** Complaint received June 14, 2019  
Complaint alleging practicing surveying without a license, inquiry letter sent on August 5, 2019. **Answer received August 9, 2019**



Arkansas State Board of Licensure  
For  
Professional Engineers And Professional Surveyors  
623 Woodlane Drive, Little Rock, Arkansas  
Agenda for September 10, 2019 Board meeting

1. 10:00 a.m. Call to order President Williams
  - a. Disciplinary Hearing , Board v. Richardson
2. Consent Agenda
  - a. Approve Minutes of July 9, 2019 and August 6, 2019 meetings.
  - b. Conditionally licensed registrants
    - i. PE Comity and Temporary Permits (with Model Law Engineer qualifications)
    - ii. EI's & SI's
    - iii. COA's
  - c. Executive Director recommendations
3. Administrative Items
  - a. Financial Report for June 2019 and July 2019
  - b. End of Fiscal Year 2019 Report
  - c. Board Rules Committee Update Sara Farris, Assistant AG
  - d. Transformation-Labor and Licensing Update
4. Applicants/discuss applications lists
  - a. Applications recommended for discussion by the Executive Director and items removed from sections 2.b. and 2.c. of the consent agenda
5. Complaint Committee Report Grant Grigg
  - a. Complaint Status Report
  - b. Case Management Statistics
  - c. Complaint Committee Consent Agenda
  - d. CPC Audit information
6. Board Topics
  - a. Report on the NCEES 2019 Annual Meeting in Washington, DC
  - b. NCEES Resolution of Cooperation
  - c. Next scheduled Board Meeting November 12, 2019 at 10:00 am

Lunch will be served at approximately 12:00p.m.