

Arkansas State Board of Licensure
for Professional Engineers and Professional Surveyors
Minutes – July 9, 2019

A meeting of The Board was convened at 10:15 a.m. in the Board Room at 623 Woodlane Dr., Little Rock, Arkansas, by President Rod Williams. Other Members present were Brian Moore, Ivan Hoffman, Jim Engstrom, Scott Bennett, Tom Scott, David Beasley, Donald Perry, and Kyle Salyer. Others attending included; Executive Director Heather Richardson, Asst. Executive Director Linda Stone, Chief Investigator Grant Grigg, Attorney General's Office, Sara Farris, Agency Counsel, and Gail Ragland, Governor's Office Liaison.

The Consent Agenda was reviewed with motion made (Bennett moved, Moore seconded) and carried to ratify the following:

- a. Meeting minutes of May 7, 2019;
- b. Attached lists of conditionally licensed P.E.'s, Temporary Permits (with Engineer Model Law Qualifications), E.I.'s, S.I.'s and C.O.A.'s.;
- c. Executive Director Recommendations to approve licensure for:

Luis Angel Barboza	PE, subject to passing the PE exam
Ethan L. Broadway	PE, subject to passing the PE exam
Travis M. Brooks	PE, subject to passing the PE exam
Joshua James Capps	PE, subject to passing the PE exam
Travis Elliot Christensen	PE, subject to passing the PE exam
John Jacob Cybulski	PE
Samuel Hilles Davies	PE, subject to passing the PE exam
Michael Cole Durham	PE, subject to passing the PE exam
Keith C. Ericksen	PE, subject to passing the PE exam
Robert F. Evers	PE
Stephen P. Fitch	PE, subject to passing the PE exam
Timothy P. Gilmour	PE, subject to passing the PE exam
Zachary David Hinson	PE, subject to passing the PE exam
Mike Lee	PE
Charles R. Mantione	PE, subject to passing the PE exam
John Matthew McCutcheon	PE, subject to passing the PE exam
Nathanael Occenad	PE
Javad K. Parsa	PE
Jason Robert Phipps	PE
Reesha Ramoutar	PE
Bryce James Reeks	PE, subject to passing the PE exam
Scott Carter Smart	PE, subject to passing the PE exam
Walter Sanders Turnbull	PE
Adam D. Tyler	PE, subject to passing the PE exam
Benjamin Stanton Whatley	PE, subject to passing the PE exam
Travis J. Willems	PE, subject to passing the PE exam
Justin D. York	PE, subject to passing the PE exam

The following administrative matters were discussed and/or acted upon:

Financial Reports (Cash Fund, Revenue Reconciliations, Zwarrant Check Activity, Payroll Posting, and AASIS Trial Balance) for April and May 2019. Financial Reports ratified by motion made (Bennett moved, Beasley seconded) and carried.

Rule Committee Report – Members Engstrom, Hoffman, and Williams met on July 8, 2019 and discussed amendments to our Rules. Members accepted Draft 1 of the Rules by motion made (Beasley moved, Scott seconded) and carried.

Ms. Richardson presented a draft report (on legislation which will affect the Board). Motion made (Scott moved, Salyer seconded) and carried to accept the attached report.

Upcoming changes due to our agency being transformed into the Labor and Licensing Department.

Donald Perry was appointed to the Complaint Committee, replacing Rod Williams.

The Board acted upon the following applicants:

Gregory Lee Boso PE – Approve comity licensure, motion made (Beasley moved, Perry seconded) and carried.

Jeannie McCarty Hickman PS – Approve licensure, subject to passing the PS and AR State Specific Exams, motion made (Hoffman moved, Beasley seconded) and carried.

Ryan E. Janoch PE – Approve comity licensure, motion made (Beasley moved, Moore seconded) and carried.

Pengxiang Jiang PE – Approve licensure, subject to passing the PE exam, motion made (Engstrom moved, Beasley seconded) and carried.

Applications cont'd

- Taylor Allen Lindley PE – Approve licensure, subject to passing the PE exam, motion made (Hoffman moved, Salyer seconded) and carried.
- Erin Michelle Needham PE – Approve licensure, subject to passing the PE exam, motion made (Beasley moved, Perry seconded) and carried.
- Justin D. Phillips PE – Defer action, motion made (Beasley moved, Engstrom seconded) and carried based upon needing a reference that has knowledge of his engineering experience.
- Sharath Chandra Ranganath PE – Approve licensure, subject to passing the PE exam, motion made (Beasley moved, Salyer seconded) and carried.
- Abdou R. Sana PE – Deny licensure, motion made (Engstrom moved, Hoffman seconded) and carried (8-1 Beasley opposed) based upon not meeting the current nor prior Rules of the Board (EAC of ABET or equivalent).
- Quentin Neal Skelton PE – Approve licensure, subject to passing the PE exam, motion made (Beasley moved, Engstrom seconded) and carried (Moore recused).
- Adam Christopher Teale PS – Approve comity licensure, subject to passing the AR State Specific Exam, motion made (Hoffman moved, Engstrom seconded) and carried.
- Imhotep Lekeulem Temfack PE – Approve licensure, subject to passing the PE exam, motion made (Engstrom moved, Salyer seconded) and carried.
- Brandon C. Thornton PS – Approve comity licensure, subject to passing the AR State Specific Exam, motion made (Hoffman moved, Beasley seconded) and carried.
- Tyler J. Willis PS – Deny comity licensure, motion made (Hoffman moved, Moore seconded) and carried based upon not meeting the current nor prior Rules of the Board (education).
- Nathan Lee Xiques PS – Deny comity licensure, motion made (Hoffman moved, Beasley seconded) and carried based upon not meeting the current nor prior Rules of the Board (education). Motion was made (Beasley moved, Perry seconded) and carried to reconsider his application. Upon reconsideration, motion was made (Beasley moved, Hoffman seconded) and carried to approve comity licensure.

On behalf of the Complaint Committee, Mr. Grigg presented the following:

- Status of Complaints (attached)
- Case Management Statistics
- CPC Audit of PE licensees has begun.

These Board Topics were discussed:


NCEES 2019 Annual Meeting (Washington, D.C.), August 14-17, 2019 reimbursement amounts.

Upcoming meetings:

August 5, 2019, 1:00pm – Rules Committee

August 6, 2019, 9:00am – Complaint Committee followed by a special Board meeting at 10:00 am.

Business being thus concluded the meeting adjourned at 11:40 am.


Rod Williams, President

09/10/2019
Date


Heather Richardson, Executive Director

9/10/2019
Date

2.b.i - PE's, Temporary Permits (with Model Law Qualifications), reapply due to 3 times fail exam, & reinstatements						
PE #	Last	Middle Name	First	Type	Comity State	Temp #
1342	Archer	John	R.	PS - C	reinstatement	
5632	Clayton	Charles	G.	PE - C	reinstatement	
6760	Anderson	Robert	B.	PE - C	reinstatement	
10555	McElyea	Kevin	M.	PE - C	reinstatement	
11868	Higgenbotham	Harold	G.	PE - C	reinstatement	
14951	Cochran	Duane	Lee	PE - C	reinstatement	
18852	Delano	John	Gordon	PE - C		
18853	Jones	William	Casey	PE - C		
18854	Maynard	Israel	Steven	PE - C		
18855	Murray	Gary	E.	PE - C		
18856	Hutley	Thomas	Kamon	PE - C		
18857	Kraynak	Lance	E.	PE - C		
18858	Anderson	Norman	E.	PE - C		
18859	Alba	Mark Lester	C.	PE - C		
18860	Brown	Scott	Allen	PE - C		
18861	Rubenacker	Karl	J.	PE - C		
18862	Henry	Keith	Everette	PE - C		
18863	Wilbur	Jeffrey	S.	PE - C		
18864	Purser	William	Hiram	PE - C		
18865	Brown	Marvin	Louis	PE - C		
18866	Gorman	Kevin	V.	PE - C		
18867	Slattery	Thomas	Michael	PE - C		
18868	Franco	Justin	Michael	PE - C		
18869	Mejorado	Aaron	Jon	PE - C		
18870	Miller	Logan	James	PE - C		
18871	Tomicevic	Daniel	D.	PE - C		
18928	Adams	Brenton	David	PE - C		
18929	Allen	Aaron	Bradley	PE - C		
18930	Channels	Delbert	James	PE - C		
18931	Gardner	J.	David	PE - C		
18932	Myers	Erik	J.	PE - C		
18933	Marek	Matthew	P.	PE - C		
18934	Nerurkar	Arvind	Krishna	PE - C		
18935	Parks	Eric	Michael	PE - C		
18936	Whitton	Landon	D.	PE - C		
18938	Buell	Shawn	Carl	PE - C		
18939	De Rosa	Christopher	J.	PE - C		
18940	McGregor	Owen	Lewis	PE - C		
18941	Peregoy	Samuel	Jarmon	PE - C		
18942	Tomley	David	Alan	PE - C		
18943	Velasco	Ronni	Renae	PE - C		
18944	Watkins	Derald	Lynn	PE - C		
18945	Hershberger	Nicholas	R.	PE - C		

Agenda Items 2.a.i., 2.a.ii., 2.a.iii.

18946	Vossmar	Nathan	Thomas	PE - C		
18947	Enstrom	Matthew	John	PE - C		
18948	Becht, V	Charles		PE - C		
18949	Grossi	Jason	C.	PE - C		
18950	Rodrigue	Reece	J.	PE - C		
18951	Saba	Brent	Matthew	PE - C		
18952	Cobena	Joseph	Charles	PE - C		
18953	Davis	Jared	Marshall	PE - C		
18954	Dowling	Casey	Alexander	PE - C		
18955	Stallings	James	R.	PE - C		
18956	Woods	David	Michael	PE - C		
18957	Staheli	Kimberlie		PE - C		
18958	Kellert	Sarah	R.	PE - C		
18959	Muer	Katie	M.	PE - C		
18960	Selzle	Joseph	A.	PE - C		
18961	Hemke	Jacob	Philip	PE - C		
18962	Mack	Scott	A.	PE - C		
18963	Willis	Daniel	Travis	PE - C		
18964	Poe	Luke	Raley	PE - C		
18965	Rodriguez	Kristen	L.	PE - C		

2.b.ii - SI's & EI's

Intern #	Last	Middle Name	First	Type
8999	Grace	Ethan	D.	EI
9003	Palmer	Adam	Brewer	EI
9004	Smith	Slater	S.	EI
9005	Lebow	Vanessa	A.	EI
9006	Mugabo	James		EI
9007	Willard	David	S.	EI
9008	Dees	Joseph	Charles	EI
9009	Williams	Hayden	Spencer	EI
9010	Curran	Corey	Ryan	EI
9011	Thomas	Nicolas	G.	EI
9012	Benning	William	A.	EI
9013	Hix	Ryan	K.	EI
9014	Lybrand	Thaddeus	R.	EI
9015	Zhang Durandal	Fu Ren		EI
9016	McKinney	Jacob	M.	EI
9017	Wells	Logan	James	EI
9018	Mahmud	Farida	Ikpemesi	EI
9019	Phillips	Tristin	Scott	EI
9020	Cole	Brandon	Faulkner	EI

Agenda Items 2.a.i., 2.a.ii., 2.a.iii.

2.b.iii - COA's (Certificates of Authority)

COA #	Company Name	Address	City	State	Zip	Type	AR PE/PS in CHG
3542	Stellar Industrial Solutions, Inc	2900 Hartley Road	Jacksonville	FL	32257-8221	Engineering	Luke Facemyer PE #17696
3548	Bowman Consulting Group, Ltd	12355 Sunrise Valley Drive	Reston	VA	20191-3467	Dual	Nicholas Kehl PE #19131 Terry Rowe PS #1854
3581	Cornerstone Engineering, LLC/DBA Nehemi	710 Northside Drive Ste A	Clinton	MS	39056-3439	Engineering	Mauricka McKenzie PE #18503
3582	Johnson Bros. Corporation, a Southland Cor	5517 Hansel Ave	Orlando	FL	32809-3403	Engineering	Justin Fries PE #18824
3583	A&E Engineering, Inc.	PO Box 1367	Greer	SC	29652-1367	Engineering	William Sullivan PE #18848
3584	SRA Structural Consultants	12573 New Brittany Blvd.	Fort Myers	FL	33907-3625	Engineering	Scott Lewkowski PE #18844
3585	Advantage Group Engineers Inc.	1527 Madison Rd 2nd Floor	Cincinnati	OH	45206-1794	Engineering	Robert Hauber PE #18802
3586	Statics Engineering Solutions, LLC.	10007 Honeysuckle Ave. N.	Booklyn Park	MN	55443-1597	Engineering	Ahmed Issahak PE #16873
3587	GLMV Architecture, Inc.	1525 E. Douglas Avenue	Wichita	KS	67211-1608	Engineering	Angela Morgan PE #18811
3588	Prigm Engineering, PLLC	2807 South Creekside Dr.	Rogers	AR	72758-6219	Engineering	Jason Mowrey PE #14988
3589	Alfred Benesch & Company	35 W Wacker Dr.	Chicago	IL	60601-1739	Engineering	Hossam Abdou PE #16622
3590	LEAP Associates International Inc	PO Box 16007	Tampa	FL	33687-6007	Engineering	Craig Barrett PE #8578
3591	CSHQA,INC	200 W. Broad Street	Boise	ID	83702-7635	Engineering	Kent Anderson PE #17372
3592	Higgins Electric Inc. of Dothan	1360 Columbia Highway	Dothan	AL	36301-1828	Engineering	Dustin McCord PE #18821
3593	CDMG	150 Technology Drive	Canonsburg	PA	15317-9563	Engineering	Lance Kraynak PE #18857
3594	Engineered Building Systems Inc.	515 Monmouth Street, Suite 20	Newport	KY	41071-4589	Engineering	Paul Sprong PE #18558
3595	Del Valle & McNeil, LLC	6065 Roswell Road	Atlanta	GA	30328-4011	Engineering	Waldemar Del Valle PE #14003 William Purser PE #18864 Brett Mathis PS #1545
3596	Quality Engineering & Surveying, LLC	18320 Highway 42	Port Vincent	LA	70726-8024	Dual	

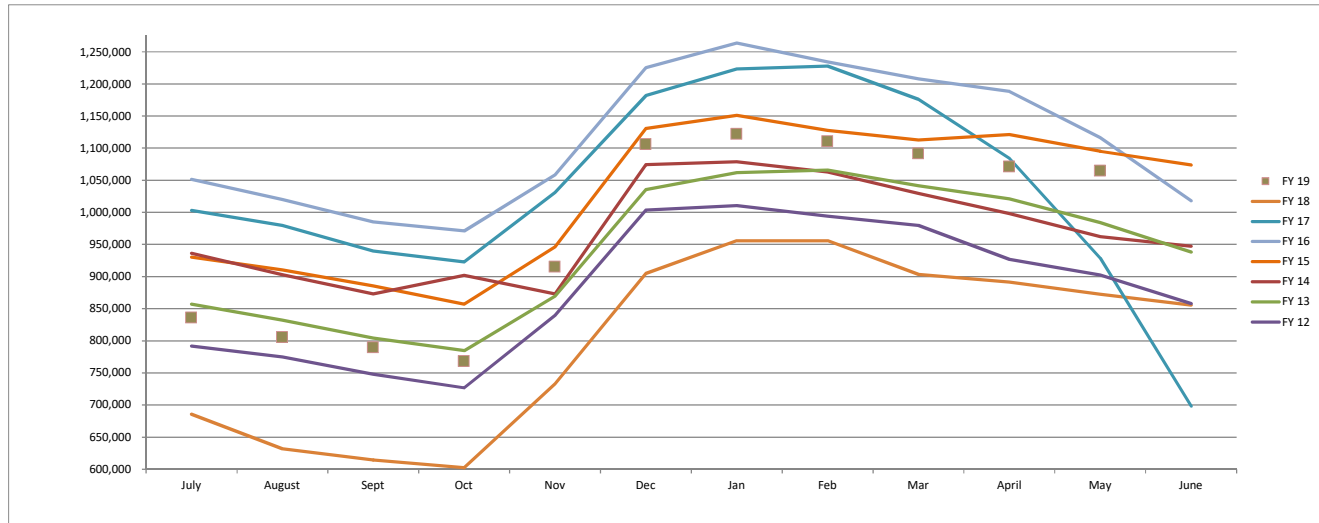
CI	Funds Ctr/CI Title	2019 Appropriatn	Adjustments	Blocks	Adjusted Appropriatn	Estm'd Salary Holding	FY19 Adjusted Appropriatn	July	August	September	October	November	December	January	February	March	April	May	June	Total Expenditures	Commitments	Remaining Appropriation
00	Salaries	270247	0	0	270,247	0	270,247	21,930.68	32,650.10	21,333.38	23,533.38	31,790.06	21,033.38	22,213.38	21,033.41	32,030.11	21,033.37	21,453.42	0.00	270,034.67	0.00	212.33
01	Extra Help	12000	0	0	12,000	0	12,000	0.00	0.00	0.00	0.00	0.00	0.00	0.00	0.00	0.00	0.00	0.00	0.00	0.00	0.00	12,000.00
03	Matching	91767	0	0	91,767	0	91,767	7,505.61	9,978.69	7,377.60	7,928.92	12,310.30	7,354.64	7,552.25	7,354.72	9,914.25	7,354.73	7,386.88	0.00	92,018.59	0.00	(251.59)
02	Operating Expense	208649	0	0	208,649	0	208,649	9,350.97	8,042.96	6,129.36	3,497.35	4,913.57	3,659.12	32,871.53	6,259.89	9,215.55	7,787.86	4,564.84	0.00	96,293.00	1,387.94	110,968.06
09	Travel	10227	0	0	10,227	0	10,227	0.00	1,735.15	0.00	0.00	0.00	0.00	0.00	0.00	522.50	235.00	703.37	0.00	3,196.02	0.00	7,030.98
10	Prof. Fees	7144	0	0	7,144	0	7,144	0.00	0.00	0.00	3,470.00	0.00	0.00	0.00	0.00	0.00	3,470.00	0.00	0.00	6,940.00	0.00	204.00
Total		600,034	0	0	600,034	0	600,034	38,787.26	52,406.90	34,840.34	38,429.65	49,013.93	32,047.14	62,637.16	34,648.02	51,682.41	39,880.96	34,108.51	-	468,482.28	1,387.94	130,163.78

Revenue:	July	August	Sept	Oct	Nov	Dec	Jan	Feb	Mar	April	May	June	Revenue year to date
AASIS Total w/Adjustments	14,510.00	20,475.00	18,285.00	15,910.00	181,460.00	252,900.00	52,115.00	23,430.00	14,560.00	16,525.00	23,395.00	-	\$633,565.00
4049003000 Interest-Treas	1,492.31	1,852.91	1,843.11	1,721.97	1,810.17	1,875.90	2,467.80	2,919.97	2,647.50	2,823.30	2,595.85	-	\$24,050.79
4049007000 Interest-CD's	87.72	99.00	-	88.82	198.15	-	287.40	-	-	87.15	192.27	-	\$1,040.51
Total	16,090.03	22,426.91	20,128.11	17,720.79	183,468.32	254,775.90	54,870.20	26,349.97	17,207.50	19,435.45	26,183.12	-	\$658,656.30

Revenue/Expenditure	\$ (22,697.23)	\$ (29,979.99)	\$ (14,712.23)	\$ (20,708.86)	\$ 134,454.39	\$ 222,728.76	\$ (7,766.96)	\$ (8,298.05)	\$ (34,474.91)	\$ (20,445.51)	\$ (7,925.39)	\$ -	\$ 190,174.02
----------------------------	-----------------------	-----------------------	-----------------------	-----------------------	----------------------	----------------------	----------------------	----------------------	-----------------------	-----------------------	----------------------	-------------	----------------------

1120001000 CD's Balance	189,656.31	189,755.31	189,755.31	189,844.13	190,042.28	190,042.28	190,329.68	190,329.68	190,329.68	190,416.83	190,609.10
Cash in Treasury (Fund Balance) FY19	835,835.85	805,506.86	789,264.63	768,139.37	915,034.82	1,105,939.17	1,121,434.45	1,110,046.39	1,091,480.55	1,071,049.40	1,064,326.74
Cash in Treasury (Fund Balance) FY18	685,827.35	631,739.95	614,253.23	602,410.19	733,187.89	905,039.81	955,943.33	955,943.33	903,595.34	891,206.09	872,667.13
Cash in Treasury (Fund Balance) FY17	1,003,210.91	979,538.39	939,922.11	922,966.65	1,031,004.94	1,181,890.40	1,223,465.37	1,227,862.29	1,175,864.69	1,084,029.62	928,996.58
Cash in Treasury (Fund Balance) FY16	1,051,363.67	1,020,043.11	985,160.44	970,973.31	1,058,524.89	1,225,340.94	1,263,677.73	1,234,354.94	1,207,899.78	1,188,287.76	1,116,814.04
Cash in Treasury (Fund Balance) FY15	930,434.09	910,304.89	885,550.00	857,008.56	946,010.48	1,130,574.19	1,150,879.53	1,127,630.93	1,112,401.97	1,121,157.49	1,095,000.01
Cash in Treasury (Fund Balance) FY14	936,113.10	902,906.19	873,059.38	901,833.57	873,059.38	1,074,138.68	1,078,802.37	1,062,925.51	1,029,406.70	997,978.78	962,023.37
Cash in Treasury (Fund Balance) FY13	856,824.56	832,025.98	804,146.45	784,629.37	869,350.59	1,035,446.38	1,061,635.32	1,065,694.66	1,041,365.09	1,020,708.32	984,184.68
Cash in Treasury (Fund Balance) FY12	791,766.34	774,783.81	747,996.30	726,738.84	839,826.76	1,003,321.67	1,010,340.03	994,139.79	979,593.84	926,960.02	902,284.72

Commitments:	
Printer	1,073.65
Copier Lease	260.48
	1,334.13



Board of Licensure for Prof Engineers and Prof Surveyors (0236)
FY19 Revenue Reconciliation for the Month ending April 2019

AASIS Revenue

	<u>Amounts</u>
Application Fees (4041002000)	\$ 13,525.00
Certificate Fees (4041004000)	\$ 10.00
Testing Fees (4041005000)	\$ 100.00
Renewal Fees (4041007000)	\$ 2,320.00
Other Fees (4041028000)	\$ 450.00
Fines and Penalties (4042001000)	\$ -
Reinstatement Fees (4041041000)	\$ 200.00
AASIS Total:	\$ 16,605.00

Adjustments

PELS current month receipts posted in AASIS in subsequent (+)	1,655.00
PELS prior month receipts posted in AASIS in current (-)	(1,735.00)
AASIS current month receipts reversed in subsequent	0.00
AASIS prior month receipts reversed in current	0.00
AASIS Balance Forward:	\$ 16,525.00

PELS receipts

Application Fees (4041002000)	\$ 12,675.00
Certificate Fees (4041004000)	\$ 10.00
Testing Fees (4041005000)	\$ -
Renewal Fees (4041007000)	\$ 3,040.00
Other Fees (4041028000)	\$ 300.00
Fines and Penalties (4042001000)	\$ -
Reinstatement Fees (4041041000)	\$ 500.00
Misc Revenue (4047099000)	\$ -
PELS Balance Forward:	\$ 16,525.00

Overage/Shortage (AASIS Balance Forward / PELS Balance Forward): \$ -



Explanation for discrepancy:

Attachment: Financial Comparison AASIS to PELS: April 2019

The information on this schedule accurately reflects the cash receipts that have been received and deposited by this agency during the stated month. The total receipts and total deposits have been reconciled to AASIS.

All figures noted on this report have been verified by reviewing the deposit register and trial balance for the stated month. Any discrepancies have been investigated and resolved.

All receipt numbers and licenses issued have been accounted for. Any discrepancies have been investigated and resolved.

 Fiscal Support Analyst	5/20/2019 Date
 Executive Director	5/20/2019 Date

**Board of Licensure for Prof Engineers and Prof Surveyors (0236)
FY19 Revenue Reconciliation for the Month ending May 2019**

AASIS Revenue

Amounts

Application Fees (4041002000)	\$ 14,575.00
Certificate Fees (4041004000)	\$ 5.00
Testing Fees (4041005000)	\$ 200.00
Renewal Fees (4041007000)	\$ 9,410.00
Other Fees (4041028000)	\$ 300.00
Fines and Penalties (4042001000)	\$ -
Reinstatement Fees (4041041000)	\$ 300.00
AASIS Total:	\$ 24,790.00

Adjustments

PELS current month receipts posted in AASIS in subsequent (+)	260.00
PELS prior month receipts posted in AASIS in current (-)	(1,655.00)
AASIS current month receipts reversed in subsequent	0.00
AASIS prior month receipts reversed in current	0.00
AASIS Balance Forward:	\$ 23,395.00

PELS receipts

Application Fees (4041002000)	\$ 14,300.00
Certificate Fees (4041004000)	\$ 5.00
Testing Fees (4041005000)	\$ 200.00
Renewal Fees (4041007000)	\$ 8,590.00
Other Fees (4041028000)	\$ 300.00
Fines and Penalties (4042001000)	\$ -
Reinstatement Fees (4041041000)	\$ -
Misc Revenue (4047099000)	\$ -
PELS Balance Forward:	23,395.00

Overage/Shortage (AASIS Balance Forward / PELS Balance Forward): \$ -


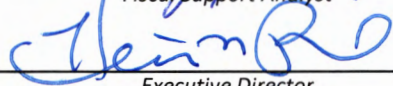
Explanation for discrepancy:

Attachment: Financial Comparison AASIS to PELS: May 2019

The information on this schedule accurately reflects the cash receipts that have been received and deposited by this agency during the stated month. The total receipts and total deposits have been reconciled to AASIS.

All figures noted on this report have been verified by reviewing the deposit register and trial balance for the stated month. Any discrepancies have been investigated and resolved.

All receipt numbers and licenses issued have been accounted for. Any discrepancies have been investigated and resolved.

 Fiscal Support Analyst	6/5/2019 Date
 Executive Director	6/5/2019 Date

April FY19

Warrant	Pay Meth	Print Date	Reference	Vendor	Vendor Name	Source Doc	Doc Type	Cost Ctr	Assignment #	G/L Acct	Commitment Item	Warrant Amount	Invoice Amount	Line Amount	Cashed Date
1910618536	W	4/7/2019	AGENCY INS. APR.	9906100006	DEPARTMENT OF FINANCE AND ADMINISTR	1004608064	KR	188230	10046080642019	5010006000	501:00:03	2,520.00	2,520.00	2,520.00	4/15/2019
1910617870	W	4/7/2019	INV 3438734	100157816	ARKANSAS INFORMATION CONSORTIUM LLC	1004608596	KR	188210	10046085962019	5080002200	502:00:02	459.60	459.60	459.60	4/15/2019
1910617668	W	4/7/2019	INV 260004190125	100061983	ENTERGY ARKANSAS INC	1004608119	KR	188210	10046081192019	5040001000	502:00:02	375.24	375.24	375.24	4/15/2019
1920736119	E	4/7/2019	INV 3605154	100075795	CLEAR MOUNTAIN REFRESHMENT SERVICE	1004608184	KR	188210	10046081842019	5040011000	502:00:02	37.04	10.90	10.90	4/9/2019
1920736119	E	4/7/2019	INV 3591323	100075795	CLEAR MOUNTAIN REFRESHMENT SERVICE	1004608190	KR	188210	10046081902019	5040003100	502:00:02	0.00	26.14	26.14	4/9/2019
1910617920	W	4/7/2019	INV 59099	100178352	HORTICARE & ASSOCIATES INCORPORATIO	1004608073	KR	188210	10046080732019	5030005000	502:00:02	408.75	408.75	408.75	4/12/2019
1910632276	W	4/9/2019	INV 1080428403	100003953	RICOH USA INC	51192069	RE	188210	511920692019	5030008000	502:00:02	327.00	327.00	327.00	4/17/2019
1910617373	W	4/7/2019	BOARD MTG 03/12	102370	IVAN L HOFFMAN JR	1004608056	KR	188210	10046080562019	5050020200	502:00:02	277.56	277.56	108.10	4/25/2019
1910617373	W	4/7/2019	BOARD MTG 03/12	102370	IVAN L HOFFMAN JR	1004608056	KR	188210	10046080562019	5050020100	502:00:02	0.00	0.00	29.47	4/25/2019
1910617373	W	4/7/2019	BOARD MTG 03/12	102370	IVAN L HOFFMAN JR	1004608056	KR	188210	10046080562019	5050020300	502:00:02	0.00	0.00	10.00	4/25/2019
1910617373	W	4/7/2019	BOARD MTG 03/12	102370	IVAN L HOFFMAN JR	1004608056	KR	188210	10046080562019	5050020400	502:00:02	0.00	0.00	129.99	4/25/2019
1910625562	W	4/7/2019	REFUND	W023601	Kenneth Lamar Gonzalez	1004608099	KR	188210		5110002000	502:00:02	150.00	150.00	150.00	5/1/2019
1910617413	W	4/7/2019	INV 23969	10002077	BRW INCORPORATED CITIES	1004609081	KR	188210	10046090812019	5080009000	502:00:02	491.60	491.60	491.60	4/22/2019
1910632386	W	4/9/2019	INV 430673	100031379	CURRYS TERMITE & PEST CONTROL OF	1004609876	KR	188210	10046098762019	5030005100	502:00:02	78.48	78.48	78.48	4/17/2019
1910632911	W	4/9/2019	INV SH313097	100179999	SHARP ELECTRONICS CORP	51194425	RE	188210	511944252019	5040007000	502:00:02	202.90	202.90	202.90	4/23/2019
1910647577	W	4/11/2019	REFUND	W023601	William Casey Jones	1004612128	KR	188210		5110002000	502:00:02	150.00	150.00	150.00	4/24/2019
1910643356	W	4/11/2019	RULES MTG 4/10	102753	RODNEY D WILLIAMS	1004612158	KR	188210	10046121582019	5050020200	502:00:02	311.32	311.32	108.10	4/24/2019
1910643356	W	4/11/2019	RULES MTG 4/10	102753	RODNEY D WILLIAMS	1004612158	KR	188210	10046121582019	5050020100	502:00:02	0.00	0.00	40.05	4/24/2019
1910643356	W	4/11/2019	RULES MTG 4/10	102753	RODNEY D WILLIAMS	1004612158	KR	188210	10046121582019	5050020400	502:00:02	0.00	0.00	163.17	4/24/2019
1910643354	W	4/11/2019	RULES MTG 4/10	102370	IVAN L HOFFMAN JR	1004612154	KR	188210	10046121542019	5050020200	502:00:02	268.56	268.56	108.10	4/25/2019
1910643354	W	4/11/2019	RULES MTG 4/10	102370	IVAN L HOFFMAN JR	1004612154	KR	188210	10046121542019	5050020100	502:00:02	0.00	0.00	30.05	4/25/2019
1910643354	W	4/11/2019	RULES MTG 4/10	102370	IVAN L HOFFMAN JR	1004612154	KR	188210	10046121542019	5050020400	502:00:02	0.00	0.00	130.41	4/25/2019
1910643900	W	4/11/2019	EXAM 1904	100168726	ELGIN RICHARD LEWIS	1004612096	KR	188210	10046120962019	5060001000	506:00:10	3,470.00	3,470.00	3,470.00	4/26/2019
1910644142	W	4/11/2019	RULES MTG 4/10	100224440	NEWCO DINING LLC	1004612143	KR	188210	10046121432019	5090019000	502:00:02	62.37	62.37	62.37	5/8/2019
PY		4/12/2019	ARKPRO1359			7389699	YB	188230		5010001000	501:00:00	10,516.68	10,516.68	10,516.68	
PY		4/12/2019	ARKPRO1359			7389699	YB	188230		5010005000	501:00:03	695.44	695.44	695.44	
PY		4/12/2019	ARKPRO1359			7389699	YB	188230		5010006500	501:00:03	110.78	110.78	110.78	
PY		4/12/2019	ARKPRO1359			7389699	YB	188230		5010007000	501:00:03	1,611.16	1,611.16	1,611.16	
1920846521	A	4/25/2019	236041520190084	100099611	US BANK CPS	8040051396	ZY	188210	4246044555710080	5020005000	502:00:02	139.75	139.75	5.72	4/29/2019
1920846521	A	4/25/2019	0236041520190084	100099611	US BANK CPS	8040051396	ZY	188210	424604455571008	5090006000	502:00:02	0	0	134.03	4/29/2019
1910660920	W	4/16/2019	INV B09801165	100186284	SHI INTERNATIONAL CORP	51197563	RE	188210	511975632019	1990160000	502:00:02	963.56	963.56	715.04	4/29/2019
1910660920	W	4/16/2019	INV B09801165	100186284	SHI INTERNATIONAL CORP	51197563	RE	188210	511975632019	5090026300	502:00:02	0.00	0.00	164.59	4/29/2019
1910660920	W	4/16/2019	INV B09801165	100186284	SHI INTERNATIONAL CORP	51197563	RE	188210	511975632019	5090026000	502:00:02	0.00	0.00	83.93	4/29/2019
1910668436	W	4/17/2019	INV B0009193	9901350028	UNIVERSITY OF ARKANSAS	1004614233	KR	188210	10046142332019	5030002000	502:00:02	788.05	788.05	788.05	4/26/2019
1910685496	W	4/22/2019	INV SH317976	100179999	SHARP ELECTRONICS CORP	51199958	RE	188210	511999582019	5040007000	502:00:02	216.46	216.46	202.89	4/30/2019
1910685496	W	4/22/2019	INV SH317976	100179999	SHARP ELECTRONICS CORP	51199958	RE	188210	511999582019	5030001000	502:00:02	0.00	0.00	13.57	4/30/2019
1910685137	W	4/22/2019	INV 10187790	100068993	MATTHEW BENDER & COMPANY INC	1004616699	KR	188210	10046166992019	5090018000	502:00:02	125.82	125.82	125.82	4/30/2019
1910685082	W	4/22/2019	INV 95005422167	100061983	ENTERGY ARKANSAS INC	1004616690	KR	188210	10046166902019	5040001000	502:00:02	232.76	232.76	232.76	4/30/2019
1910685832	W	4/22/2019	INV 004701270120	600003585	NATIONAL COUNCIL OF EXAMINERS FOR	1004616928	KR	188210	10046169282019	5050018000	505:00:09	235.00	235.00	235.00	5/1/2019
1910692009	W	4/23/2019	INV 17016-19201	9904700001	DEPARTMENT OF INFORMATION SYSTEMS	1004618291	KR	188210	10046182912019	5020003500	502:00:02	1,751.26	1,751.26	223.25	5/14/2019
1910692009	W	4/23/2019	INV 17016-19201	9904700001	DEPARTMENT OF INFORMATION SYSTEMS	1004618291	KR	188210	10046182912019	5040008500	502:00:02	0.00	0.00	95.00	5/14/2019
1910692009	W	4/23/2019	INV 17016-19201	9904700001	DEPARTMENT OF INFORMATION SYSTEMS	1004618291	KR	188210	10046182912019	5020002000	502:00:02	0.00	0.00	219.11	5/14/2019
1910692009	W	4/23/2019	INV 17016-19201	9904700001	DEPARTMENT OF INFORMATION SYSTEMS	1004618291	KR	188210	10046182912019	5020004200	502:00:02	0.00	0.00	1,018.00	5/14/2019
1910692009	W	4/23/2019	INV 17016-19201	9904700001	DEPARTMENT OF INFORMATION SYSTEMS	1004618291	KR	188210	10046182912019	5020004300	502:00:02	0.00	0.00	127.60	5/14/2019
1910692009	W	4/23/2019	INV 17016-19201	9904700001	DEPARTMENT OF INFORMATION SYSTEMS	1004618291	KR	188210	10046182912019	5020004000	502:00:02	0.00	0.00	68.30	5/14/2019
1920847853	E	4/25/2019	INV 3600558	100075795	CLEAR MOUNTAIN REFRESHMENT SERVICE	1004619729	KR	188210	10046197292019	5040003100	502:00:02	17.43	17.43	17.43	4/29/2019
1910726755	W	4/29/2019	INV 8127107859	100216014	SHRED-IT US JV LLC	1004620087	KR	188210	10046200872019	5080014100	502:00:02	57.15	57.15	57.15	5/14/2019
PY		4/26/2019	ARKPRO1336			7395318	YB	188230		5010001000	501:00:00	10,516.69	10,516.69	10,516.69	
PY		4/26/2019	ARKPRO1336			7395318	YB	188230		5010005000	501:00:03	695.42	695.42	695.42	
PY		4/26/2019	ARKPRO1336			7395318	YB	188230		5010006500	501:00:03	110.78	110.78	110.78	
PY		4/26/2019	ARKPRO1336			7395318	YB	188230		5010007000	501:00:03	1,611.15	1,611.15	1,611.15	
1910733288	W	4/30/2019	ACC 8030052304	800001526	CITY OF LITTLE ROCK	1004621027	KR	188210	10046210272019	5040003000	502:00:02	98.10	9.95	9.95	5/14/2019
1910733288	W	4/30/2019	ACC 8030024305	800001526	CITY OF LITTLE ROCK	1004621030	KR	188210	10046210302019	5040003000	502:00:02	0.00	88.15	88.15	5/14/2019
												40,083.86	40,083.86	40,083.86	

May FY19

Warrant	Pay Meth	Print Date	Reference	Vendor	Vendor Name	Source Doc	Doc Type	Cost Ctr	Assignment #	G/L Acct	Commitment Item	Warrant Amount	Invoice Amount	Line Amount	Cashed Date
1910744935	W	5/2/2019	REFUND	W023601	Jared Michael Ciarella	1004623169	KR	188210		5110002000	502:00:02	75.00	75.00	75.00	5/15/2019
1910761888	W	5/8/2019	INV 59223	100178352	HORTICARE & ASSOCIATES INCORPORATIO	1004623148	KR	188210	10046231482019	5030005000	502:00:02	408.75	408.75	408.75	5/16/2019
1910743296	W	5/2/2019	AGENCY INS MAY	9906100006	DEPARTMENT OF FINANCE AND ADMINISTR	1004623131	KR	188230	10046231312019	5010006000	501:00:03	2,520.00	2,520.00	2,520.00	5/16/2019
1910753651	W	5/6/2019	INV 24123	100002077	BRW INCORPORATED CITIES	1004624473	KR	188210	10046244732019	5080009000	502:00:02	491.60	491.60	491.60	5/17/2019
1910761082	W	5/8/2019	BOARD MTG MAY	107087	KYLE SALYER PE PS	1004626297	KR	188210	10046262972019	5050020200	502:00:02	280.22	280.22	108.10	5/22/2019
1910761082	W	5/8/2019	BOARD MTG MAY	107087	KYLE SALYER PE PS	1004626297	KR	188210	10046262972019	5050020100	502:00:02	0.00	0.00	41.25	5/22/2019
1910761082	W	5/8/2019	BOARD MTG MAY	107087	KYLE SALYER PE PS	1004626297	KR	188210	10046262972019	5050020400	502:00:02	0.00	0.00	130.87	5/22/2019
1910761088	W	5/8/2019	BOARD MTG MAY	107356	DONALD M PERRY	1004626342	KR	188210	10046263422019	5050020400	502:00:02	115.92	115.92	115.92	
1910761064	W	5/8/2019	BOARD MTG MAY	102370	IVAN L HOFFMAN JR	1004626346	KR	188210	10046263462019	5050020200	502:00:02	269.26	269.26	108.1	5/20/2019
1910761064	W	5/8/2019	BOARD MTG MAY	102370	IVAN L HOFFMAN JR	1004626346	KR	188210	10046263462019	5050020100	502:00:02	0.00	0.00	30.75	5/20/2019
1910761064	W	5/8/2019	BOARD MTG MAY	102370	IVAN L HOFFMAN JR	1004626346	KR	188210	10046263462019	5050020400	502:00:02	0.00	0.00	130.41	5/20/2019
1910761071	W	5/8/2019	BOARD MTG MAY	106577	BRIAN J MOORE PE	1004626349	KR	188210	10046263492019	5050020400	502:00:02	166.32	166.32	166.32	5/28/2019
1910761791	W	5/8/2019	INV 3522278	100157816	ARKANSAS INFORMATION CONSORTIUM LLC	1004626960	KR	188210	10046269602019	5080002200	502:00:02	481.15	481.15	481.15	5/17/2019
1910761444	W	5/8/2019	INV 563114	100056892	COMMUNITY BAKERY INC	1004626951	KR	188210	10046269512019	5090019000	502:00:02	127.21	127.21	127.21	5/21/2019
1910761065	W	5/8/2019	BOARD MTG MAY	102753	RODNEY D WILLIAMS	1004626340	KR	188210	10046263402019	5050020200	502:00:02	306.72	306.72	108.1	5/21/2019
1910761065	W	5/8/2019	BOARD MTG MAY	102753	RODNEY D WILLIAMS	1004626340	KR	188210	10046263402019	5050020100	502:00:02	0.00	0.00	35.45	5/21/2019
1910761065	W	5/8/2019	BOARD MTG MAY	102753	RODNEY D WILLIAMS	1004626340	KR	188210	10046263402019	5050020400	502:00:02	0.00	0.00	163.17	5/21/2019
1910761072	W	5/8/2019	BOARD MTG MAY	106631	THOMAS R SCOTT III	1004626345	KR	188210	10046263452019	5050020400	502:00:02	9.16	9.16	9.16	5/22/2019
1910761067	W	5/8/2019	BOARD MTG MAY	106356	DAVID B BEASLEY	1004626338	KR	188210	10046263382019	5050020200	502:00:02	226.67	226.67	108.1	5/22/2019
1910761067	W	5/8/2019	BOARD MTG MAY	106356	DAVID B BEASLEY	1004626338	KR	188210	10046263382019	5050020300	502:00:02	0.00	0.00	10.00	5/22/2019
1910761067	W	5/8/2019	BOARD MTG MAY	106356	DAVID B BEASLEY	1004626338	KR	188210	10046263382019	5050020400	502:00:02	0.00	0.00	108.57	5/22/2019
PY		5/10/2019	ARKPR01362			7400994	YB	188230		5010001000	501:00:00	10,516.70	10,516.70	10,516.70	
PY		5/10/2019	ARKPR01362			7400994	YB	188230		5010005000	501:00:03	706.26	706.26	706.26	
PY		5/10/2019	ARKPR01362			7400994	YB	188230		5010006500	501:00:03	99.97	99.97	99.97	
PY		5/10/2019	ARKPR01362			7400994	YB	188230		5010007000	501:00:03	1,611.16	1,611.16	1,611.16	
1910784764	W	5/14/2019	2019 BOARD PIC	100190406	OTIS KIRKLAND	1004629656	KR	188210	10046296562019	5080022000	502:00:02	285.00	285.00	285.00	5/20/2019
1910784133	W	5/14/2019	INV 3420566	100002021	ADVANCED CABLING SYSTEMS INC	1004629597	KR	188210	10046295972019	5030005000	502:00:02	682	682	682	5/23/2019
1920962912	A	5/29/2019	0236051520190079	100099611	US BANK CPS	8040337794	ZY	188210	4246044555710080	5020005000	502:00:02	36.58	36.58	36.58	5/31/2019
1910801166	W	5/21/2019	INV 505002998492	100061983	ENTERGY ARKANSAS INC	1004633443	KR	188210	10046334432019	5040001000	502:00:02	236.78	236.78	236.78	6/3/2019
1910807405	W	5/23/2019	REFUND	W023601	Jason Grossi	1004634435	KR	188210		5110002000	502:00:02	75.00	75.00	75.00	
1920954481	E	5/23/2019	INV 3612278	100075795	CLEAR MOUNTAIN REFRESHMENT SERVICE	1004634903	KR	188210	10046349032019	5040003100	502:00:02	28.33	28.33	28.33	5/28/2019
1910805902	W	5/23/2019	INV SH322811	100179999	SHARP ELECTRONICS CORP	51216072	RE	188210	512160722019	5040007000	502:00:02	263.17	263.17	202.89	
1910805902	W	5/23/2019	INV SH322811	100179999	SHARP ELECTRONICS CORP	51216072	RE	188210	512160722019	5030001000	502:00:02	0	0	60.28	
1910805512	W	5/23/2019	NCEES05/15-19/19	2084283	GRANT GRIGG	1004634899	KR	188210	0	5050004200	505:00:09	703.37	703.37	583.08	5/29/2019
1910805512	W	5/23/2019	NCEES05/15-19/19	2084283	GRANT GRIGG	1004634899	KR	188210	0	5050004100	505:00:09	0	0	63.61	5/29/2019
1910805512	W	5/23/2019	NCEES05/15-19/19	2084283	GRANT GRIGG	1004634899	KR	188210	0	5050012000	505:00:09	0	0	56.68	5/29/2019
PY		5/24/2019	ARKPR01370			7406725	YB	188230		5010001000	501:00:00	10,516.72	10,516.72	10,516.72	
PY		5/24/2019	ARKPR01370			7406725	YB	188230		5010001900	501:00:00	420	420	420	
PY		5/24/2019	ARKPR01370			7406725	YB	188230		5010005000	501:00:03	738.36	738.36	738.36	
PY		5/24/2019	ARKPR01370			7406725	YB	188230		5010006500	501:00:03	99.97	99.97	99.97	
PY		5/24/2019	ARKPR01370			7406725	YB	188230		5010007000	501:00:03	1,611.16	1,611.16	1,611.16	
												34,108.51	34,108.51	34,108.51	

5010001000 Regular Salaries Staff

April

FY19

Account Number	FOR period start date	For-period e	Personnel Number	Name of Employee or Applicant	Wage Type L	Amount	Posting document
5010001000 01	3/24/2019	4/6/2019	84350	GRANT GRIGG	1265 Birth De	226.18	9068882
5010001000 01	3/24/2019	4/6/2019	84350	GRANT GRIGG	1252 Sick pa	226.18	9068882
5010001000 01	3/24/2019	4/6/2019	84350	GRANT GRIGG	1252 Sick pa	226.18	9068882
5010001000 01	3/24/2019	4/6/2019	84350	GRANT GRIGG	1251 Vacatio	28.27	9068882
5010001000 01	3/24/2019	4/6/2019	84350	GRANT GRIGG	1200 Regular	1,554.97	9068882
5010001000 01	3/24/2019	4/6/2019	84350	GRANT GRIGG	/845 Total pa	0.00	9068882
				GRANT GRIGG		2,261.78	
5010001000 01	3/24/2019	4/6/2019	1185	HEATHER N RICHARDSON	1265 Birth De	281.35	9068882
5010001000 01	3/24/2019	4/6/2019	1185	HEATHER N RICHARDSON	1251 Vacatio	17.58	9068882
5010001000 01	3/24/2019	4/6/2019	1185	HEATHER N RICHARDSON	1251 Vacatio	26.38	9068882
5010001000 01	3/24/2019	4/6/2019	1185	HEATHER N RICHARDSON	1251 Vacatio	562.70	9068882
5010001000 01	3/24/2019	4/6/2019	1185	HEATHER N RICHARDSON	1251 Vacatio	17.58	9068882
5010001000 01	3/24/2019	4/6/2019	1185	HEATHER N RICHARDSON	1200 Regular	1,907.92	9068882
5010001000 01	3/24/2019	4/6/2019	1185	HEATHER N RICHARDSON	/845 Total pa	0.00	9068882
				HEATHER N RICHARDSON		2,813.51	
5010001000 01	3/24/2019	4/6/2019	7804	KEISHA L WRIGHT	/845 Total pa	0.00	9068882
5010001000 01	3/24/2019	4/6/2019	7804	KEISHA L WRIGHT	1200 Regular	513.49	9068882
5010001000 01	3/24/2019	4/6/2019	7804	KEISHA L WRIGHT	1251 Vacatio	256.75	9068882
5010001000 01	3/24/2019	4/6/2019	7804	KEISHA L WRIGHT	1251 Vacatio	385.12	9068882
5010001000 01	3/24/2019	4/6/2019	7804	KEISHA L WRIGHT	1252 Sick pa	128.37	9068882
				KEISHA L WRIGHT		1,283.73	
5010001000 01	3/24/2019	4/6/2019	28444	LINDA S STONE	/845 Total pa	0.00	9068882
5010001000 01	3/24/2019	4/6/2019	28444	LINDA S STONE	1200 Regular	1,402.88	9068882
5010001000 01	3/24/2019	4/6/2019	28444	LINDA S STONE	1251 Vacatio	104.69	9068882
5010001000 01	3/24/2019	4/6/2019	28444	LINDA S STONE	1251 Vacatio	167.51	9068882
				LINDA S STONE		1,675.08	
5010001000 01	3/24/2019	4/6/2019	19356	MARILYN F SMITH	1252 Sick pa	22.46	9068882
5010001000 01	3/24/2019	4/6/2019	19356	MARILYN F SMITH	1252 Sick pa	359.40	9068882
5010001000 01	3/24/2019	4/6/2019	19356	MARILYN F SMITH	1251 Vacatio	29.95	9068882
5010001000 01	3/24/2019	4/6/2019	19356	MARILYN F SMITH	1200 Regular	786.20	9068882
5010001000 01	3/24/2019	4/6/2019	19356	MARILYN F SMITH	/845 Total pa	0.00	9068882
				MARILYN F SMITH		1,198.01	
5010001000 01	3/24/2019	4/6/2019	28472	VIRGINIA S DAVIS	1200 Regular	1,284.57	9068882
				VIRGINIA S DAVIS		1,284.57	
						10,516.68	

Account Number	FOR period start date	For-period e	Personnel Number	Name of Employee or Applicant	Wage Type L	Amount	Posting document
5010001000 01	4/7/2019	4/20/2019	84350	GRANT GRIGG	1274 Child E	91.88	9094183
5010001000 01	4/7/2019	4/20/2019	84350	GRANT GRIGG	1251 Vacatio	452.36	9094183
5010001000 01	4/7/2019	4/20/2019	84350	GRANT GRIGG	1200 Regular	1,717.54	9094183
5010001000 01	4/7/2019	4/20/2019	84350	GRANT GRIGG	/845 Total pa	0.00	9094183
				GRANT GRIGG		2,261.78	
5010001000 01	4/7/2019	4/20/2019	1185	HEATHER N RICHARDSON	1252 Sick pa	140.68	9094183
5010001000 01	4/7/2019	4/20/2019	1185	HEATHER N RICHARDSON	1252 Sick pa	140.68	9094183
5010001000 01	4/7/2019	4/20/2019	1185	HEATHER N RICHARDSON	1251 Vacatio	35.17	9094183
5010001000 01	4/7/2019	4/20/2019	1185	HEATHER N RICHARDSON	1200 Regular	2,497.00	9094183
5010001000 01	4/7/2019	4/20/2019	1185	HEATHER N RICHARDSON	/845 Total pa	0.00	9094183
				HEATHER N RICHARDSON		2,813.53	
5010001000 01	4/7/2019	4/20/2019	7804	KEISHA L WRIGHT	/845 Total pa	0.00	9094183
5010001000 01	4/7/2019	4/20/2019	7804	KEISHA L WRIGHT	1200 Regular	1,107.22	9094183
5010001000 01	4/7/2019	4/20/2019	7804	KEISHA L WRIGHT	1251 Vacatio	48.14	9094183
5010001000 01	4/7/2019	4/20/2019	7804	KEISHA L WRIGHT	1252 Sick pa	128.37	9094183
				KEISHA L WRIGHT		1,283.73	
5010001000 01	4/7/2019	4/20/2019	28444	LINDA S STONE	1252 Sick pa	10.47	9094183
5010001000 01	4/7/2019	4/20/2019	28444	LINDA S STONE	1200 Regular	1,664.61	9094183
5010001000 01	4/7/2019	4/20/2019	28444	LINDA S STONE	/845 Total pa	0.00	9094183
				LINDA S STONE		1,675.08	
5010001000 01	4/7/2019	4/20/2019	19356	MARILYN F SMITH	/845 Total pa	0.00	9094183
5010001000 01	4/7/2019	4/20/2019	19356	MARILYN F SMITH	1200 Regular	1,078.21	9094183
5010001000 01	4/7/2019	4/20/2019	19356	MARILYN F SMITH	1251 Vacatio	119.80	9094183
				MARILYN F SMITH		1,198.01	
5010001000 01	4/7/2019	4/20/2019	28472	VIRGINIA S DAVIS	/845 Total pa	0.00	9094183

5010001000 01	4/7/2019	4/20/2019	28472	VIRGINIA S DAVIS	1200 Regular	1,176.18	9094183
5010001000 01	4/7/2019	4/20/2019	28472	VIRGINIA S DAVIS	1252 Sick pa	32.11	9094183
5010001000 01	4/7/2019	4/20/2019	28472	VIRGINIA S DAVIS	1252 Sick pa	20.07	9094183
5010001000 01	4/7/2019	4/20/2019	28472	VIRGINIA S DAVIS	1252 Sick pa	28.10	9094183
5010001000 01	4/7/2019	4/20/2019	28472	VIRGINIA S DAVIS	1252 Sick pa	8.03	9094183
5010001000 01	4/7/2019	4/20/2019	28472	VIRGINIA S DAVIS	1252 Sick pa	20.07	9094183

				VIRGINIA S DAVIS		1,284.56	
						10,516.69	

5010001000 Regular Salaries Staff

May FY19

Account Number	FOR period start date	For-period e	Personnel Number	Name of Employee or Applic	Wage Type L	Amount	Posting document
----------------	-----------------------	--------------	------------------	----------------------------	-------------	--------	------------------

5010001000 01	4/21/2019	5/4/2019	84350	GRANT GRIGG	1200 Regular	1,936.65	9114038
5010001000 01	4/21/2019	5/4/2019	84350	GRANT GRIGG	1251 Vacatio	226.18	9114038
5010001000 01	4/21/2019	5/4/2019	84350	GRANT GRIGG	1252 Sick pa	56.54	9114038
5010001000 01	4/21/2019	5/4/2019	84350	GRANT GRIGG	1252 Sick pa	42.41	9114038
5010001000 01	4/21/2019	5/4/2019	84350	GRANT GRIGG	/845 Total pa	0.00	9114038

				GRANT GRIGG		2,261.78	
--	--	--	--	-------------	--	----------	--

5010001000 01	4/21/2019	5/4/2019	1185	HEATHER N RICHARDSON	1200 Regular	2,813.52	9114038
				HEATHER N RICHARDSON		2,813.52	

5010001000 01	4/21/2019	5/4/2019	7804	KEISHA L WRIGHT	1252 Sick pa	24.07	9114038
5010001000 01	4/21/2019	5/4/2019	7804	KEISHA L WRIGHT	1252 Sick pa	24.07	9114038
5010001000 01	4/21/2019	5/4/2019	7804	KEISHA L WRIGHT	1200 Regular	1,235.60	9114038
5010001000 01	4/21/2019	5/4/2019	7804	KEISHA L WRIGHT	/845 Total pa	0.00	9114038

				KEISHA L WRIGHT		1,283.74	
--	--	--	--	-----------------	--	----------	--

5010001000 01	4/21/2019	5/4/2019	28444	LINDA S STONE	1200 Regular	1,675.08	9114038
				LINDA S STONE		1,675.08	

5010001000 01	4/21/2019	5/4/2019	19356	MARILYN F SMITH	/845 Total pa	0.00	9114038
5010001000 01	4/21/2019	5/4/2019	19356	MARILYN F SMITH	1200 Regular	958.41	9114038
5010001000 01	4/21/2019	5/4/2019	19356	MARILYN F SMITH	1251 Vacatio	22.46	9114038
5010001000 01	4/21/2019	5/4/2019	19356	MARILYN F SMITH	1251 Vacatio	119.80	9114038
5010001000 01	4/21/2019	5/4/2019	19356	MARILYN F SMITH	1252 Sick pa	29.95	9114038
5010001000 01	4/21/2019	5/4/2019	19356	MARILYN F SMITH	1252 Sick pa	22.46	9114038
5010001000 01	4/21/2019	5/4/2019	19356	MARILYN F SMITH	1252 Sick pa	44.93	9114038

				MARILYN F SMITH		1,198.01	
--	--	--	--	-----------------	--	----------	--

5010001000 01	4/21/2019	5/4/2019	28472	VIRGINIA S DAVIS	/845 Total pa	0.00	9114038
5010001000 01	4/21/2019	5/4/2019	28472	VIRGINIA S DAVIS	1200 Regular	1,204.28	9114038
5010001000 01	4/21/2019	5/4/2019	28472	VIRGINIA S DAVIS	1252 Sick pa	36.13	9114038
5010001000 01	4/21/2019	5/4/2019	28472	VIRGINIA S DAVIS	1252 Sick pa	44.16	9114038

				VIRGINIA S DAVIS		1,284.57	
--	--	--	--	------------------	--	----------	--

						10,516.70	
--	--	--	--	--	--	-----------	--

Account Number	FOR period start date	For-period e	Personnel Number	Name of Employee or Applic	Wage Type L	Amount	Posting document
----------------	-----------------------	--------------	------------------	----------------------------	-------------	--------	------------------

5010001000 01	5/5/2019	5/18/2019	84350	GRANT GRIGG	1200 Regular	2,261.78	9133934
				GRANT GRIGG		2,261.78	

5010001000 01	5/5/2019	5/18/2019	1185	HEATHER N RICHARDSON	/845 Total pa	0.00	9133934
5010001000 01	5/5/2019	5/18/2019	1185	HEATHER N RICHARDSON	1200 Regular	2,532.17	9133934
5010001000 01	5/5/2019	5/18/2019	1185	HEATHER N RICHARDSON	1251 Vacatio	281.35	9133934
				HEATHER N RICHARDSON		2,813.52	

5010001000 01	5/5/2019	5/18/2019	7804	KEISHA L WRIGHT	/845 Total pa	0.00	9133934
5010001000 01	5/5/2019	5/18/2019	7804	KEISHA L WRIGHT	1200 Regular	1,127.28	9133934
5010001000 01	5/5/2019	5/18/2019	7804	KEISHA L WRIGHT	1251 Vacatio	128.37	9133934
5010001000 01	5/5/2019	5/18/2019	7804	KEISHA L WRIGHT	1251 Vacatio	8.02	9133934
5010001000 01	5/5/2019	5/18/2019	7804	KEISHA L WRIGHT	1265 Birth De	20.06	9133934

				KEISHA L WRIGHT		1,283.73	
--	--	--	--	-----------------	--	----------	--

5010001000 01	5/5/2019	5/18/2019	28444	LINDA S STONE	1252 Sick pa	10.47	9133934
5010001000 01	5/5/2019	5/18/2019	28444	LINDA S STONE	1200 Regular	1,664.61	9133934
5010001000 01	5/5/2019	5/18/2019	28444	LINDA S STONE	/845 Total pa	0.00	9133934
				LINDA S STONE		1,675.08	

5010001000 01	5/5/2019	5/18/2019	19356	MARILYN F SMITH	/845 Total pa	0.00	9133934
5010001000 01	5/5/2019	5/18/2019	19356	MARILYN F SMITH	1200 Regular	935.95	9133934
5010001000 01	5/5/2019	5/18/2019	19356	MARILYN F SMITH	1251 Vacatio	119.80	9133934
5010001000 01	5/5/2019	5/18/2019	19356	MARILYN F SMITH	1252 Sick pa	22.46	9133934
5010001000 01	5/5/2019	5/18/2019	19356	MARILYN F SMITH	1252 Sick pa	119.80	9133934

				MARILYN F SMITH		1,198.01	
--	--	--	--	-----------------	--	----------	--

5010001000 01	5/5/2019	5/18/2019	28472	VIRGINIA S DAVIS	/845 Total pa	0.00	9133934
5010001000 01	5/5/2019	5/18/2019	28472	VIRGINIA S DAVIS	1251 Vacatio	128.46	9133934

Payroll Posting Report

Cost Center 188230

3.a.iv

5010001000 01	5/5/2019	5/18/2019	28472	VIRGINIA S DAVIS	1251 Vacatio	128.46	9133934
5010001000 01	5/5/2019	5/18/2019	28472	VIRGINIA S DAVIS	1251 Vacatio	128.46	9133934
5010001000 01	5/5/2019	5/18/2019	28472	VIRGINIA S DAVIS	1251 Vacatio	128.46	9133934
5010001000 01	5/5/2019	5/18/2019	28472	VIRGINIA S DAVIS	1251 Vacatio	128.46	9133934
5010001000 01	5/5/2019	5/18/2019	28472	VIRGINIA S DAVIS	1251 Vacatio	128.46	9133934
5010001000 01	5/5/2019	5/18/2019	28472	VIRGINIA S DAVIS	1251 Vacatio	128.46	9133934
5010001000 01	5/5/2019	5/18/2019	28472	VIRGINIA S DAVIS	1251 Vacatio	128.46	9133934
5010001000 01	5/5/2019	5/18/2019	28472	VIRGINIA S DAVIS	1251 Vacatio	128.46	9133934
5010001000 01	5/5/2019	5/18/2019	28472	VIRGINIA S DAVIS	1251 Vacatio	128.46	9133934

				VIRGINIA S DAVIS		1,284.60	
						10,516.72	
Account Number	FOR period start date	For-period e	Personnel Number	Name of Employee or Applicant	Wage Type L	Amount	Posting document
5010001900 S	5/5/2019	5/18/2019	80783	DONALD M PERRY	1163 60.00 S	60.00	9133934
				DONALD M PERRY		60.00	
5010001900 S	5/5/2019	5/18/2019	52612	HAROLD J ENGSTROM	1163 60.00 S	60.00	9133934
				HAROLD J ENGSTROM		60.00	
5010001900 S	5/5/2019	5/18/2019	52614	IVAN HOFFMAN Jr	1163 60.00 S	60.00	9133934
				IVAN HOFFMAN Jr		60.00	
5010001900 S	5/5/2019	5/18/2019	111903	Mr. BRIAN J. MOORE	1163 60.00 S	60.00	9133934
				Mr. BRIAN J. MOORE		60.00	
5010001900 S	5/5/2019	5/18/2019	106621	Mr. DAVID B. BEASLEY	1163 60.00 S	60.00	9133934
				Mr. DAVID B. BEASLEY		60.00	
5010001900 S	5/5/2019	5/18/2019	122804	Mr. J. KYLE SALYER	1163 60.00 S	60.00	9133934
				Mr. J. KYLE SALYER		60.00	
5010001900 S	5/5/2019	5/18/2019	112945	Mr. THOMAS R. SCOTT	1163 60.00 S	60.00	9133934
				Mr. THOMAS R. SCOTT		60.00	
						420.00	

FY19 Period 1-11 May	Debit	Credit	Balance
1000236001 CJ ELS 0236 # 001	84,335.00	-84,335.00	0
1010103000 Petty Cash	200	-200	0
** Cash On Hand	84,535.00	-84,535.00	0
1100001000 Treasury	1,514,079.40	-452,256.79	1,061,822.61
1100001001 Treasury Outgoing	132,342.87	-133,333.74	-990.87
1100001003 Treasury EFT Out	3,257.38	-3,257.38	0
1100001005 Treasury Tnsfrs Out	319,085.04	-319,085.04	0
1100001006 Treasury Tnsfrs In	4,430.52	-4,430.52	0
* Cash Available to Spend	1,973,195.21	-912,363.47	1,060,831.74
1100001002 Treasury Incoming	88,769.41	-87,774.41	995
1100001004 Treasury EFT In	6,152,490.01	-6,149,990.01	2,500.00
* Deposits in Transit	6,241,259.42	-6,237,764.42	3,495.00
** Cash in State Treasury	8,214,454.63	-7,150,127.89	1,064,326.74
1100002000 Non-AASIS House Bank	8,933.00	-8,933.00	0
** Cash in Bank	8,933.00	-8,933.00	0
1120001000 Invest CD	316,644.27	-126,035.17	190,609.10
** Investments	316,644.27	-126,035.17	190,609.10
1130001000 Customer AR	1,000.00	-1,000.00	0
** Customer Receivables	1,000.00	-1,000.00	0
1140003100 Int Agy Due to/from	2,990.00	-2,990.00	0
1140003300 Payroll Fund DT/DF	318,773.86	-318,773.86	0
** Interfund Receivable	321,763.86	-321,763.86	0
1160001000 Accrued Interest	2,510.94	-2,510.94	0
** Accrued Income	2,510.94	-2,510.94	0
1190002000 PP Exp - Accrual Eng	2,530.00	-2,530.00	0
1190002500 PP Exp - YE Accruals	13,735.58	-13,735.58	0
** Pre-Paid Expenses	16,265.58	-16,265.58	0
1990110000 Land Improve (Mod)	69,366.19	0	69,366.19
1990130000 Buildings (Modified)	1,118,138.67	0	1,118,138.67
1990150000 Equipment (Modified)	27,733.97	-26,295.12	1,438.85
1990160000 Low Val Assets (Mod)	57,533.79	0	57,533.79
1991100000 AUC (Modified)	46,525.72	-46,525.72	0
** Modified Accrual Fixed Assets	1,319,298.34	-72,820.84	1,246,477.50
1991320000 Land Improv FullCAFR	69,366.19	0	69,366.19
1991321000 Land Improv(FContra)	0	-69,366.19	-69,366.19
1991340000 Buildings Full CAFR	1,118,138.67	0	1,118,138.67
1991341000 Buildings (F Contra)	0	-1,118,138.67	-1,118,138.67
1991360000 Equipment Full CAFR	37,928.00	-36,489.15	1,438.85
1991361000 Equip. F Contra CAFR	10,194.03	-37,928.00	-27,733.97
1991370000 Low Val Asset (Full)	57,533.79	0	57,533.79
1991371000 LVA (Full Contra)	0	-94,422.35	-94,422.35
1992100000 AC Dep Lnd Imp(Full)	0	-25,102.12	-25,102.12
1992300000 AC Dep Bldg(Full)	0	-250,765.09	-250,765.09
1992500000 AC Dep Equipmnt(Full)	29,700.58	-31,139.43	-1,438.85
1992600000 AC Dep LV Asset(Full)	0	-57,533.79	-57,533.79
** Full Accrual Fixed Assets	1,322,861.26	-1,720,884.79	-398,023.53
2110001000 Vendor AP	81,465.14	-83,130.05	-1,664.91
2110001100 Vendor Accrued Liab	1,462.25	-1,462.25	0
2110001101 Other Govt AP	225	-225	0
2110001102 Local Govt AP	1,221.40	-1,364.25	-142.85
2110002000 Employee AP	2,442.38	-2,442.38	0
2111001000 GRIR Clearing	1,295,732.99	-1,295,732.99	0
** Accounts Payable	1,382,549.16	-1,384,356.92	-1,807.76
2110003000 Due To Other Funds	49,115.67	-53,189.03	-4,073.36
2110004100 Inter Agency Due To	2,280.48	-2,280.48	0
** Interfund Due-To	51,396.15	-55,469.51	-4,073.36
2112004000 Due to Other Gov.	137.3	-137.3	0
** Due to Other Governments	137.3	-137.3	0

2115006000	Acc Salary & Ben YE	12,610.94	-12,610.94	0
**	Payroll Liability	12,610.94	-12,610.94	0
2120002300	UseSaleTax AP Offset	0	-3.73	-3.73
2120003091	02 Use Tax Payable	92.8	0	92.8
2120003099	Use Tax Payable Accr	28.58	-127.75	-99.17
**	Due to Revenue	121.38	-131.48	-10.1
2130001100	Unearned Income	465,715.75	-465,715.75	0
**	Unearned Revenues	465,715.75	-465,715.75	0
2115007000	Comp Ab Current	3,809.05	-3,809.05	0
2230002000	NC Accr Comp Absence	21,005.60	-21,005.60	0
**	Accrued Leave	24,814.65	-24,814.65	0
3000000000	Fund Equity Clearing	933,099.93	-834,988.03	98,111.90
3000002000	Fund Balance	44.44	-325,169.00	-325,124.56
3000004000	Net Asset Restricted	13,328.56	0	13,328.56
3900000000	Batch Input-Asset Ld	27,887.50	-10,194.03	17,693.47
3902100000	Inv GFA Lnd Imp (Mod	0	-69,366.19	-69,366.19
3902300000	Inv GFA Bldg (Mod)	0	-1,118,138.67	-1,118,138.67
3902500000	Inv GFA Equip (Mod)	26,295.12	-27,733.97	-1,438.85
3902600000	Inv GFA LVA(Modified	0	-57,533.79	-57,533.79
**	Fund Balance	1,000,655.55	-2,443,123.68	-1,442,468.13
4041002000	APPLICATION FEES	1,200.00	-145,450.00	-144,250.00
4041004000	OTH/CERTIFICATE FEE	0	-25	-25
4041005000	TESTING FEES	100	-1,900.00	-1,800.00
4041007000	RENEWAL FEE	1,190.00	-483,430.00	-482,240.00
4041028000	OTHER FEES	150	-4,350.00	-4,200.00
4041041000	REINSTATEMENT	0	-4,000.00	-4,000.00
**	OR - Fees	2,640.00	-639,155.00	-636,515.00
4042001000	FINES	0	-500	-500
**	OR - Fines and Penalties	0	-500	-500
4043002100	NBR LICENSE & PERMIT	2,990.00	-465,715.75	-462,725.75
**	OR - Licenses and Permits	2,990.00	-465,715.75	-462,725.75
4049003000	INTEREST DISTRIB	0	-24,050.79	-24,050.79
4049003100	NBR Invest Earnings	134.94	0	134.94
4049007000	INTEREST CERT. DEP.	0	-1,040.51	-1,040.51
**	OR - Investment Revenue	134.94	-25,091.30	-24,956.36
5010001000	00 Regular Salaries	256,937.99	0	256,937.99
5010001100	NBR - Personal Svs.	0	-10,253.96	-10,253.96
5010001600	NBR - Emp Benefits	0	-2,405.25	-2,405.25
5010001900	Stipends	2,580.00	0	2,580.00
5010005000	03 FICA & Medic Exp	17,524.38	0	17,524.38
5010006000	03 Ben Ins Exp HAL	27,720.00	0	27,720.00
5010006500	Agency Cost of ARCAP	2,368.58	0	2,368.58
5010007000	03 Retirement Exp	39,362.91	0	39,362.91
5010010000	03 Work Comp Prem Tx	105.43	0	105.43
5010091000	NBR-Comp Ab. Expense	0	-24,814.65	-24,814.65
**	Salary Expense	346,599.29	-37,473.86	309,125.43
5020001000	Postage	225	0	225
5020002000	Telecomm Wired	2,347.64	0	2,347.64
5020003500	02 Connectivity	2,455.75	0	2,455.75
5020004000	Network Services Exp	900.77	0	900.77
5020004200	Internet Serv-Tech	10,516.01	0	10,516.01
5020004300	02 Server &Email Svc	1,776.65	0	1,776.65
5020005000	Freight	212.57	0	212.57
5020006000	NBR Com & Trans Com	10,381.28	-2,232.21	8,149.07
**	Communication & Transp. of Commoditi	28,815.67	-2,232.21	26,583.46
5030001000	Printing	484.52	0	484.52
5030002000	Bind Copy Collate	4,843.99	0	4,843.99
5030004100	NBR Printing & Adv.	0	-213.74	-213.74
**	Printing & Advertising	5,328.51	-213.74	5,114.77

5030005000	02-Bldg & Grds Maint	12,435.25	0	12,435.25
5030005100	Pest Control CI 02	457.8	0	457.8
5030008000	Office Equip Maint	536.28	0	536.28
**	Repairing & Servicing	13,429.33	0	13,429.33
5040001000	Electricity	3,005.39	0	3,005.39
5040003000	Water & Sewage	1,364.25	-63.26	1,300.99
5040003100	02 Water	275.09	0	275.09
5040007000	Rent of Office Equip	3,007.32	-202.92	2,804.40
5040008500	02 Rent-Data Proc Eq	1,037.50	0	1,037.50
5040011000	Other Rent & Leases	109	0	109
5040012000	NBR -Utilities & Ren	0	-345.01	-345.01
**	Utilities & Rent	8,798.55	-611.19	8,187.36
5050001000	02 Mileage	3.86	0	3.86
5050004100	09 - Meals	261.53	0	261.53
5050004200	09 - Lodging	2,022.58	0	2,022.58
5050006000	09 Common Carrier	585.23	0	585.23
5050012000	09 PRKNG FEES TRAVEL	56.68	0	56.68
5050014000	09 Other Travel Exp	35	0	35
5050018000	09 Conf Seminar Fees	235	0	235
5050020100	02Bd Mmbr Trav Meals	733.19	0	733.19
5050020200	02Bd Mmbr Trav Lodg	3,779.64	0	3,779.64
5050020300	02Bd Mmbr Trav Other	1,101.44	0	1,101.44
5050020400	02BdMbr Trvl Mileage	4,753.79	0	4,753.79
5050024000	NBR Travel/Sub CI 09	77.59	0	77.59
**	Travel & Subsistence	13,645.53	0	13,645.53
5060001000	Professional Adm Fee	6,940.00	0	6,940.00
**	Professional Services & Fees	6,940.00	0	6,940.00
5070001000	Surety Perform Bonds	29.73	0	29.73
5070003000	Bld Contents Ins	1,304.63	0	1,304.63
**	Insurance & Bonds	1,334.36	0	1,334.36
5080002200	EFT PROCESSING FEES	24,527.30	0	24,527.30
5080006000	Assoc Member Dues	6,500.00	0	6,500.00
5080009000	Janitorial Service	5,407.60	0	5,407.60
5080014100	Recycling Services	278.27	0	278.27
5080022000	Other Expenses Svc	285	0	285
5080029000	NBR - Other Exp, Svs	3,276.71	-1,040.80	2,235.91
**	Other Expenses & Services	40,274.88	-1,040.80	39,234.08
5090006000	Office Supplies	1,537.20	-55.02	1,482.18
5090018000	Subscriptions Pubs	652.17	0	652.17
5090019000	Food Purchases	1,060.77	-0.45	1,060.32
5090022000	02-Kit,Jan,House Sup	423.62	-17.68	405.94
5090026000	DP Supps	83.93	0	83.93
5090026300	02 Dsktop,Laptop,PDA	164.59	0	164.59
5090027000	Software/Licenses	180.66	0	180.66
5900004000	LVA Exp (Modified)	715.04	0	715.04
5901070000	LVA Exp Full	715.04	0	715.04
**	Commodities, Materials & Supplies	5,533.02	-73.15	5,459.87
5110002000	02 Other Refunds	2,500.00	-75	2,425.00
**	Refunds, Taxes & Claims	2,500.00	-75	2,425.00
5901020000	Depr Expense (Full)	38,500.68	0	38,500.68
**	Depreciation/Amortization	38,500.68	0	38,500.68
6060003100	INTER XFER IN REBATE	0	-40.8	-40.8
**	Transfers In/Out	0	-40.8	-40.8
6990001000	Prior Yr Warr Outlaw	0	-272.42	-272.42
**	Prior Year Adjustment	0	-272.42	-272.42
***	BALANCE	15,063,732.52	-15,063,732.52	0

RODNEY WILLIAMS, Ph.D., P.E., P.S.
PRESIDENT
ENGINEER & SURVEYOR MEMBER

H. JAMES ENGSTROM, P.E.
VICE-PRESIDENT
ENGINEER MEMBER

THOMAS SCOTT
CONSUMER MEMBER

DAVID BEASLEY, Ph.D., P.E.
ENGINEER MEMBER



**BOARD OF LICENSURE FOR
PROFESSIONAL ENGINEERS AND
PROFESSIONAL SURVEYORS**

BRIAN J. MOORE, P.E.
ENGINEER MEMBER

IVAN HOFFMAN, JR., P.S.
SURVEYOR MEMBER

KYLE SALYER, PE, PS
ENGINEER MEMBER

SCOTT E. BENNETT, P.E.
ENGINEER MEMBER

DONALD M. PERRY
CONSUMER MEMBER

**Report on Review of Statutes Enacted in 2019
92nd General Assembly Regular Legislative Session**

To: File for public record

From: Heather N. Richardson

Date: May 3, 2019

RE: Potentially Necessitating Rule-Making
Ark. Code Ann. § 25-15-216

Ark. Code Ann. § 25-15-216 provides as follows:

(a) As soon as is practicable after each regular session and fiscal session of the General Assembly, each agency shall review any newly enacted laws to determine whether:

- (1) Any existing rule should be repealed or amended; or
- (2) Any new rule should be adopted.

(b) At the conclusion of each review, the agency shall adopt a written report of the result of the review.

(c) A copy of each report shall be maintained as public record by the agency.

The Arkansas State Board of Licensure for Professional Engineers and Professional Surveyors Executive Director with the assistance of their Legal Counsel have reviewed the statutes enacted during the 2019 regular session of the Arkansas General Assembly. This report was presented to the Board at the Board's regular meeting, held on July 9, 2019. The Board adopts this report in fulfillment of Ark. Code Ann. § 25-15-216.

The Board has determined that it should or must engage in rule-making to either create new rules or amend existing rules in light of the following statutes.

- Act 910 of 2019: An Act to Transform Government into fifteen (15) cabinets. The Board will be under the Labor and Licensing Department.
- Act 315 of 2019. An Act to substitute “rule” for “regulation”
- Act 426 of 2019. An Act for Temporary and Expedited Licensure
- Act 1011 of 2019. An Act for expedited, less restrictive Reinstatement, Temporary and Reciprocity licensure.
- Act 820 of 2019. An Act for automatic licensure for active military and their spouses.
- Act 990 of 2019. An Act establishing disqualifying criminal offenses and criminal background checks.

The Board identified that statute Act 517 of 2019 requires a report and establishes a deadline to file rules promulgation by January 1, 2020.

This report was approved by the Arkansas State Board of Licensure for Professional Engineers and Professional Surveyors on July 9, 2019.

STATUS OF COMPLAINTS

As of June 14, 2019

Meeting Date: July 9, 2019

Agenda Item: 5a

Case 2018-09 In the matter of Thornton v Richardson Complaint received November 14, 2018
Complaint alleging practicing surveying without a license, inquiry letter sent on November 14, 2018.
Answer received December 6, 2018

Case 2019-01 In the Matter of Benson v Scheiderer Complaint received on January 31, 2019
Complaint alleging negligence in the practice of engineering, inquiry letter sent on February 1, 2019.
Answer received February 19, 2019

Case 2019-02 In the Matter of Benson v Anderson Complaint received on January 31, 2019
Complaint alleging negligence in the practice of engineering, inquiry letter sent on February 1, 2019.
Answer received February 19, 2019

Case 2019-03 In the Matter of Crawford v Blees received on February 21, 2019. Complaint alleging negligence in the practice of Surveying, inquiry letter sent on February 21, 2019. **Answer received March 4, 2019**

Case 2019-05 In the Matter of Hoelzeman Complaint received on May 14, 2019
Complaint alleging negligence in the practice of engineering, inquiry letter sent on May 14, 2019.
Answer received May 22, 2019

Arkansas State Board of Licensure
For
Professional Engineers And Professional Surveyors
623 Woodlane Drive, Little Rock, Arkansas
Agenda for July 9, 2019 Board meeting

1. 10:00 a.m. Call to order President Williams
2. Consent Agenda
 - a. Approve Minutes of May 7, 2019 meeting.
 - b. Conditionally licensed registrants
 - i. PE Comity and Temporary Permits (with Model Law Engineer qualifications)
 - ii. EI's & SI's
 - iii. COA's
 - c. Executive Director recommendations
3. Administrative Items
 - a. Financial Report for April 2019 and May 2019
 - b. Board Rules Committee Update
 - c. Report on Review of Statutes Enacted in 2019
 - d. Transformation-Labor and Licensing Update
 - e. Board President appoints member to Complaint Committee
4. Applicants/discuss applications lists
 - a. Applications recommended for discussion by the Executive Director and items removed from sections 2.b. and 2.c. of the consent agenda
5. Complaint Committee Report Grant Grigg
 - a. Complaint Status Report
 - b. Case Management Statistics
 - c. Complaint Committee Consent Agenda
 - d. CPC Audit information
6. Board Topics
 - a. Reimbursement amounts for the NCEES 2019 Annual Meeting in Washington, DC
 - b. Schedule Special Board Meeting for Original PE Applicants seeking approval for the October exam-
- August TBA (*NCEES Annual Meeting 14th-17th*)
 - c. Next scheduled Board Meeting September 10, 2019 at 10:00 am

Lunch will be served at approximately 12:00p.m.