

Arkansas State Board of Licensure
for Professional Engineers and Professional Surveyors
Minutes – May 7, 2019

A meeting of The Board was convened at 10:15 a.m. in the Board Room at 623 Woodlane Dr., Little Rock, Arkansas, by President Brian Moore. Other Members present were Rod Williams, Ivan Hoffman, Jim Engstrom, Scott Bennett, Tom Scott, David Beasley, Donald Perry, and Kyle Salyer. Others attending included; Executive Director Heather Richardson, Asst. Executive Director Linda Stone, Chief Investigator Grant Grigg, Attorney General's Office, Sara Farris, Agency Counsel, and from the University of Arkansas at Monticello, John Dennis, PS, PhD, Assoc. Professor of Land Surveying.

The Consent Agenda was reviewed with motion made (Williams moved, Bennett seconded) and carried to ratify the following:

- a. Meeting minutes of March 12, 2019;
- b. Attached lists of conditionally licensed P.E.'s, Temporary Permits (with Engineer Model Law Qualifications), E.I.'s, S.I.'s and C.O.A.'s;
- c. Executive Director Recommendations to;

Approve licensure for,

Brett E. Canimore	PE
Christopher Robert Conley	PE
Justin Tyler Volodarsky Diaz	PE
Michael Morgan Falls	PE
Yunxiang Fan	PE
Seth Adam Fischer	PE
Bryan Alexander Fuentes-Merida	PE, subject to passing the PE exam
Richard Alan Gehse	PE
Mark William Hostettler	PE
Kyle M. Hoyt	PE
Vaishali Kandpal	EI
Mohammad Hossein Kashefzadeh	EI
Alharith M. Manasrah	PE
Stephen A. Meyer	PE
Sharthak Munasib	EI
Adam C. Pankey	PE, subject to passing the PE exam
Jesse F. Smith	PE, subject to passing the PE exam
Michael Jonathan White	PE

Deny licensure to,

Randy Ray Beyer	PE Comity, does not meet the current nor prior Rules of the Board.
Christopher A. Harwell	PE Comity, does not meet the current nor prior Rules of the Board.

The following administrative matters were discussed and/or acted upon:

Financial Reports (Cash Fund, Revenue Reconciliations, Zwarrant Check Activity, Payroll Posting, and AASIS Trial Balance) for February and March 2019. Financial Reports ratified by motion made (Bennett moved, Hoffman seconded) and carried.

Rule Committee Report – Members Engstrom, Hoffman, and Williams met on May 6, 2019 and discussed amendments to our Rules. Members will meet again a couple more times before the July meeting. Motion was made (Salyer moved, Bennett seconded) and carried to provide lunch for the meetings.

Ms. Richardson updated the Members on legislation which will affect the Board:

- Act 36 (HB1054), the Board's Appropriation for FY20.
- Act 910 (HB1763), created 15 Cabinet-level Departments and transferred state agencies into those departments.
- Act 1011 (HB1255) & Act 426 (HB1301), requires the establishment of "fast track" methods (Endorsement, recognition, reciprocity, & temporary) for licensing.
- Act 1028, requires all Board meetings be recorded and the recordings maintained for 1 year.

Motion made (Engstrom moved, Hoffman seconded) and carried to approve and execute Richard Elgin's Arkansas Specific Surveying Exam Consultant Contract for the period July 1, 2019 – June 30, 2020.

Motion made (Hoffman moved, Engstrom seconded) and carried to set acceptable scores for the April 2019 Arkansas State Specific Exam as follows:

- Part I, acceptable score – 70/101 points and above.
- Part II, acceptable score – 91/137 points and above.

The Board acted upon the following applicants:

Eugene Anthony Uekman PE – Approve licensure, subject to passing the PE exam, motion made (Bennett moved, Engstrom seconded) and carried.

Paul Joseph Batman PE – Deny comity licensure, motion made (Engstrom moved, Beasley seconded) and carried, based upon not meeting the current nor prior Rules of the Board (EAC of ABET or equivalent).

Stanley Jason Beck PS reapplication – Approve licensure, subject to passing Part II of the AR State Specific Exam, motion made (Beasley moved, Williams seconded) and carried.

Kenneth Lamar Gonzalez PE – Approve comity licensure, motion made (Salyer moved, Beasley seconded) and carried.

Denney R. Howard PE – Approve comity licensure, motion made (Beasley moved, Williams seconded) and carried.

S. Sue Ingram PE – Approve comity licensure, motion made (Engstrom moved, Beasley seconded) and carried.

George Barry Jones PE – Approve comity licensure, motion made (Engstrom moved, Salyer seconded) and carried.

Michael J. Kraemer PE – Approve comity licensure, motion made (Engstrom moved, Perry seconded) and carried.

Christopher Abel Mexas PE – Approve comity licensure, motion made (Engstrom moved, Beasley seconded) and carried.

Lance D. Savant PE – Approve comity licensure, motion made (Engstrom moved, Beasley seconded) and carried.

Kevin B. Wilson PE – Approve licensure, subject to passing the PE exam, motion made (Engstrom moved, Salyer seconded) and carried

The Board considered Community Engineering Corps' request for a waiver of the COA requirement with no action taken.

On behalf of the Complaint Committee, Mr. Grigg presented the following:

- Status of Complaints (attached)
- Case Management Statistics
- Consent Agenda, motion made (Hoffman moved, Bennett seconded) and carried (Williams abstained) to accept the Committees recommendations to:
 - Dismiss – 2018-07, Hines v DronetoDesign, allegations of practicing surveying without license;
 - Dismiss – 2018-08, Humphrey v McKenny, allegations of negligence in the practice of surveying; and
 - 2019-04, Richardson v Harlan, accept the draft Consent Agreement to revoke Mr. Harlan's PS license #1538
- CPC Audit of Dual licensees has begun.

These Board Topics were discussed:

NCEES 2019 Southern/Western Zone Meeting (Boise, ID) , May 16-18, 2019.

Ms. Richardson reported that she has been asked to be Chair of the Member Board Administrator's Committee.


Election of Officers for FY20

President – Motion made (Engstrom moved, Hoffman seconded) and carried to elect Member Williams.

Vice-President – Motion made (Beasley moved, Hoffman seconded) and carried to elect Member Engstrom.


The next Regular Board meeting will be July 9, 2019 at 10:00 am.

Business being thus concluded the meeting adjourned at 11:50 am.



Brian Moore, President
7/9/19

Date



Heather Richardson, Executive Director
7/9/2019

Date

2.b.i - PE's, Temporary Permits (with Model Law Qualifications), reapply due to 3 times fail exam, & reinstatements						
PE #	Last	Middle Name	First	Type	Comity State	Temp #
13066	Gessner	Thomas	Edward	PE - C	reinstatement	
13507	Spraggins	Kevin	W.	PE - C	reinstatement	
18754	Guillory	Jeremy	Nathanael	PE - C		
18755	Higgins	James	Kent	PE - C		
18756	Otten	Christopher	Garrett	PE - C		
18757	Putnam	Albert	P.	PE - C		
18758	Ficker	Michael	A.	PE - C		
18759	Mumm	Thad	A.	PE - C		
18760	Ainslie	Jason	Michael	PE - C		
18761	Lange	James	Fredrick	PE - C		
18762	Doger	Ridvan		PE - C		
18763	Hearn	Ryan	A.	PE - C		
18764	Mersman	Kevin	James	PE - C		
18765	Trullinger	John	G.	PE - C		
18766	Oleksik	John	Walter	PE - C		
18767	Schoenecker	Anthony	E.	PE - C		
18768	Sensebe	Joseph	Eugene	PE - C		
18769	Schulze	Amy	K.	PE - C		
18770	Vansickel	Greg	D.	PE - C		
18771	Brauner	John	Steven	PE - C		
18772	Glenn	Roy	Donald	PE - C		
18773	Kelly	Patrick	J.	PE - C		
18774	Parrino	James	A.	PE - C		
18775	Bleything	Matthew	David	PE - C		
18776	Reed	Banning	J.	PE - C		
18777	Sharlow	Brian	Douglas	PE - C		
18778	Masek	John	Paul	PE - C		
18797	Corsiglia	James	A.	PE - C		
18798	Hunley	Brian	D.	PE - C		
18799	Hillner	Daniel	J.	PE - C		
18800	Sigman	Jonathan	Joshua	PE - C		
18801	Deeke	Matthew	Edward	PE - C		
18802	Hauber	Robert	J.	PE - C		
18803	Whitfield	Steven	Lee	PE - C		
18804	Carrico	Gregory	J.	PE - C		
18805	Scharn	Brandon	K.	PE - C		
18806	Turner	Anne	Katherine	PE - C		
18807	Ayers	Andrew	J.	PE - C		
18808	Brado	Mark	Andrew	PE - C		
18809	Johnson	Justin	T.	PE - C		
18810	Liles	Vance	Franklin	PE - C		
18811	Morgan	Angela	L.	PE - C		
18812	Self	Reed	N.	PE - C		

Agenda Items 2.a.i., 2.a.ii., 2.a.iii.

18813	Viehl	Steven	L.	PE - C		
18814	Monroe	Benjamin	W.	PE - C		
18815	Rimmer	M.	Drew	PE - C		
18816	Sing	Kristina		PE - C		
18817	Anderson	Curtis	A.	PE - C		
18818	Coughlin	Matthew		PE - C		
18819	Mangan	Ryan	William	PE - C		
18820	Evers	David	J.	PE - C		
18821	McCord	Dustin	Blake	PE - C		
18822	Tran	Jessica	Lynn	PE - C		
18823	Aguilar	Genaro		PE - C		
18824	Fries	Justin	Travis	PE - C		
18825	Enochs	Brandon	Scott	PE - C		
18826	Fix	Henry	J.	PE - C		
18827	Lee	Steve	S.	PE - C		
18828	Sansing	Joshua	Lance	PE - C		
18829	Wachter	Marc	William	PE - C		
18830	Wortmann	Christopher	J.	PE - C		
18831	Loomis	Brad	P.	PE - C		
18832	Saunders	Michael	William	PE - C		
18833	Seal	Michael	A.	PE - C		
18834	Dalpiaz	Robert	Firmin	PE - C		
18835	Guillory	David	Ryan	PE - C		
18836	Pyeatt	James	Dale	PE - C		
18837	Miller	David	Lawrence	PE - C		
18838	Quigley	Matthew	Poyer	PE - C		
18839	McCain	Suzanne		PE - C		
18840	Burghardt	Wesley	John	PE - C		
18841	Reamer	Timothy	Brian	PE - C		
18842	Ricchio	Peter	Thomas	PE - C		
18843	Kofler	Alexander		PE - C		
18844	Lewkowski	Scott	A.	PE - C		
18845	Crowley	Thomas	Otto	PE - C		
18846	Howe	John	E.	PE - C		
18847	Rourke	Jason	D.	PE - C		
18848	Sullivan	William	Wright Bryan	PE - C		
18849	Linette	Justin	Peter	PE - C		

2.b.ii - SI's & EI's

Intern #	Last	Middle Name	First	Type
8987	Jackson	Richard	Aram	EI
8990	Lee	Hwi Hyeong		EI
8991	Thompson	Michael	Devlin	EI
8992	Reicks	David	C.	EI

Agenda Items 2.a.i., 2.a.ii., 2.a.iii.

8993	Gordon	Russell	J.	EI
8994	Smith	Jesse	F.	EI
8995	Colton	Samuel	R.	EI
8996	French	Donald	Isaac	EI
8997	Jones	Trent	I.	EI
8998	Salah	Abdul Aziz		EI

2.b.iii - COA's (Certificates of Authority)

COA #	Company Name	Address	City	State	Zip	Type	AR PE/PS in CHG
3550							
3551	Wright Engineering, LLC	7413 Whitesville Rd Bldg 800	Columbus	GA	31904-3229	Engineering	Jeremy Wright PE #14804
3552	HDR Construction Control Corporation	1917 S. 67th Street	Omaha	NE	68106-2973	Engineering	Kenny Pietz PE #17823
3553	Kinetics Noise Control	6300 Irelan Place	Dublin	OH	43017-0655	Engineering	Xiaojian Xie PE #18589
3554	Triumph Engineering, LLC	109 S Appleton St Ste 220	Appleton	WI	54911-5810	Engineering	Crystal Malenofski PE #15201
3555	Browder + LeGuizamon & Associates, Inc.	6285 Barfield Rd., NE, Ste. 200	Atlanta	GA	30328-4327	Engineering	Martin Ocon PE #18290
3556	Gilmor & Doyle	130 East 3rd StSte 300	Des Moines	IA	50309-4830	Engineering	Harry Doyle PE #13534
3557	LAM Engineering LLC	140 E. Washington St.	East Peoria	IL	61611-2526	Engineering	Lonnie Marvel PE #18739
3558	B&H Engineers, Inc.	511 E. John Carpenter Freeway	Irving	TX	75062-8118	Engineering	Jason Madison PE #17006
3559	Gessner Engineering, LLC	2501 Ashford	College Station	TX	77840-5135	Engineering	Thomas Gessner PE #13066
3560	Polaris Consulting Engineers, PC	214 W. Main Street	Moorestown	NJ	08057-2345	Engineering	Michael Wilson PE #11180
3561	Blueduck Enterprises LLC	PO Box 241764	LITTLE ROCK	AR	72223-6103	Engineering	Chris Teas PE #9698
3562	JJL Corporation	2456 Fortune Drive, Suite 155	Lexington	KY	40509-4169	Engineering	Jason Ainslie PE #18760
3563	Environmental Works, Inc.	1455 E Chestnut Expressway	Springfield	MO	65802-2158	Engineering	John Brauner PE #18771
3564	Fluhrer Reed, PA	1101 Haynes Street, Suite 207	Raleigh	NC	27604-1455	Engineering	Banning Reed PE #18776
3565	Basis Consulting Engineers, LLC	800 E. First Street, Ste. 401	Wichita	KS	67202-2836	Engineering	Greg Quigley PE #18590
3566	Anchor Engineering Associates, LLC	50 N Florida St	Mobile	AL	36607-3108	Engineering	Billy Smith PE #11398
3567	KAI Engineering, LLC	2060 Craigshire Road	St Louis	MO	63146-4010	Engineering	Beth Mattern PE #16533
3568	Ulteig Engineers, Inc.	3350 38th Ave. S.	Fargo	ND	58104-7079	Engineering	Eric Swenson PE #15711
3569	Betco, Inc	228 Commerce Blvd	Statesville	NC	28625-8549	Engineering	Reed Self PE #18812
3570	Project Frog, Inc.	99 Green Street 2nd Floor	San Francisco	CA	94111-1400	Engineering	Matthew Comber PE #18664
3571	McKinstry Essention, LLC	PO Box 24567	Seattle	WA	98124-0567	Engineering	Kristina Sing PE #18816
3572	NXL Construction Services, Inc.	114 East Cary Street	Richmond	VA	23219-3749	Engineering	Michael Saunders PE #18832
3573	Compliance EnviroSystems, LLC	1401 Seaboard Dr.	Baton Rouge	LA	70810-6262	Engineering	David Guillory PE #18835
3574	Renaissance Infrastructure Consulting, Inc.	5015 NW Canal St, Suite 100	Riverside	MO	64150-7203	Dual	Mitchell Slutter PE #12844 Steve Roberts PS #1296
3575	Brown Consulting Engineering Services	2605 Market Trace	Fort Smith	AR	72908-8892	Engineering	Thomas Brown PE #12715
3576	Enterprise Engineering Consultants, Ltd	710 French Street	Peshtigo	WI	54157-0163	Engineering	Daniel Seymour PE #14558
3577	JR Miller & Associates, Inc	2700 Saturn Street	Brea	CA	92821-6798	Engineering	James Pyeatt PE #18836
3578	Henderson Building Solutions	8345 Lenexa Dr	Lenexa	KS	66214-1777	Engineering	M. Rimmer PE #18815
3579	JNE Consulting and Engineering Delaware, P	103 Gamma Drive Suite #160	Pittsburgh	PA	15238-1533	Engineering	Mark Brado PE #18808
3580	CB&I Storage Tank Soluations LLC	14105 S. Route 59	Plainfield	IL	60544-8984	Engineering	Andrew Edenburn PE #16242

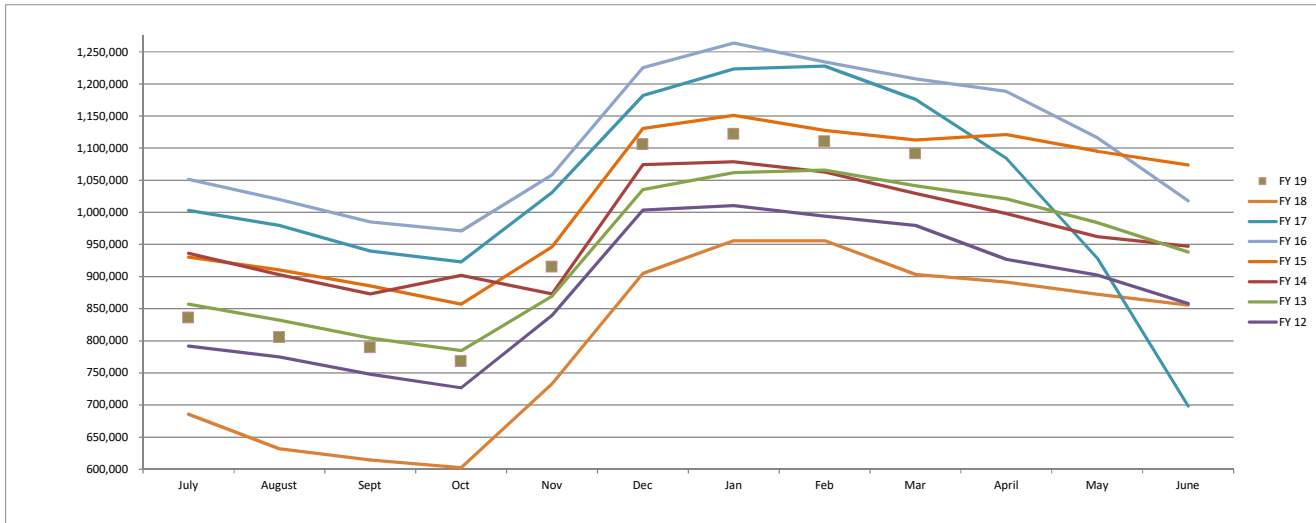
CI	Funds Ctr/CI Title	2019 Appropriatn	Adjustments	Blocks	Adjusted Appropriatn	Estm'd Salary Holding	FY19 Adjusted Appropriatn	Month												Total Expenditures	Commitments	Remaining Appropriation					
								July	August	September	October	November	December	January	February	March	April	May	June								
00	Salaries	270247	0	0	270,247	0	270,247	21,930.68	32,650.10	21,333.38	23,533.38	31,790.06	21,033.38	22,213.38	21,033.41	32,030.11	0.00	0.00	0.00	227,547.88	0.00	42,699.12					
01	Extra Help	12000	0	0	12,000	0	12,000	0.00	0.00	0.00	0.00	0.00	0.00	0.00	0.00	0.00	0.00	0.00	0.00	0.00	0.00	12,000.00					
03	Matching	91767	0	0	91,767	0	91,767	7,505.61	9,978.69	7,377.60	7,928.92	12,310.30	7,354.64	7,552.25	7,354.72	9,914.25	0.00	0.00	0.00	77,276.98	0.00	14,490.02					
02	Operating Expense	208649	0	0	208,649	0	208,649	9,350.97	8,042.96	6,129.36	3,497.35	4,913.57	3,659.12	32,871.53	6,259.89	9,215.55	0.00	0.00	0.00	83,940.30	1,387.94	123,320.76					
09	Travel	10227	0	0	10,227	0	10,227	0.00	1,735.15	0.00	0.00	0.00	0.00	0.00	0.00	522.50	0.00	0.00	0.00	2,257.65	0.00	7,969.35					
10	Prof. Fees	7144	0	0	7,144	0	7,144	0.00	0.00	0.00	3,470.00	0.00	0.00	0.00	0.00	0.00	0.00	0.00	0.00	3,470.00	0.00	3,674.00					
Total								600,034	0	0	600,034	0	600,034	38,787.26	52,406.90	34,840.34	38,429.65	49,013.93	32,047.14	62,637.16	34,648.02	51,682.41	-	-	394,492.81	1,387.94	204,153.25

Revenue:	July	August	Sept	Oct	Nov	Dec	Jan	Feb	Mar	April	May	June	Revenue year to date
AASIS Total w/Adjustments	14,510.00	20,475.00	18,285.00	15,910.00	181,460.00	252,900.00	52,115.00	23,430.00	14,560.00	-	-	-	\$593,645.00
4049003000 Interest-Treas	1,492.31	1,852.91	1,843.11	1,721.97	1,810.17	1,875.90	2,467.80	2,919.97	2,647.50	-	-	-	\$18,631.64
4049007000 Interest-CD's	87.72	99.00	-	88.82	198.15	-	287.40	-	-	-	-	-	\$761.09
Total	16,090.03	22,426.91	20,128.11	17,720.79	183,468.32	254,775.90	54,870.20	26,349.97	17,207.50	-	-	-	\$613,037.73

Revenue/Expenditure	\$ (22,697.23)	\$ (29,979.99)	\$ (14,712.23)	\$ (20,708.86)	\$ 134,454.39	\$ 222,728.76	\$ (7,766.96)	\$ (8,298.05)	\$ (34,474.91)	\$ -	\$ -	\$ -	\$ 218,544.92
----------------------------	-----------------------	-----------------------	-----------------------	-----------------------	----------------------	----------------------	----------------------	----------------------	-----------------------	-------------	-------------	-------------	----------------------

120001000 CD's Balance	189,656.31	189,755.31	189,755.31	189,844.13	190,042.28	190,042.28	190,329.68	190,329.68	190,329.68	-	-	-
Cash in Treasury (Fund Balance) FY19	835,835.85	805,506.86	789,264.63	768,139.37	915,034.82	1,105,939.17	1,121,434.45	1,110,046.39	1,091,480.55	-	-	-
Cash in Treasury (Fund Balance) FY18	685,827.35	631,739.95	614,253.23	602,410.19	733,187.89	905,039.81	955,943.33	955,943.33	903,595.34	891,206.09	872,667.13	855,400.80
Cash in Treasury (Fund Balance) FY17	1,003,210.91	979,538.39	939,922.11	922,966.65	1,031,004.94	1,181,890.40	1,223,465.37	1,227,862.29	1,175,864.69	1,084,029.62	928,996.58	698,343.92
Cash in Treasury (Fund Balance) FY16	1,051,363.67	1,020,043.11	985,160.44	970,973.31	1,058,524.89	1,225,340.94	1,263,677.73	1,234,354.94	1,207,899.78	1,188,287.76	1,116,814.04	1,017,972.56
Cash in Treasury (Fund Balance) FY15	930,434.09	910,304.89	885,550.00	857,008.56	946,010.48	1,130,574.19	1,150,879.53	1,127,630.93	1,112,401.97	1,121,157.49	1,095,000.01	1,073,722.38
Cash in Treasury (Fund Balance) FY14	936,113.10	902,906.19	873,059.38	901,833.57	873,059.38	1,074,138.68	1,078,802.37	1,062,925.51	1,029,406.70	997,978.78	962,023.37	947,010.07
Cash in Treasury (Fund Balance) FY13	856,824.56	832,025.98	804,146.45	784,629.37	869,350.59	1,035,446.38	1,061,635.32	1,065,694.66	1,041,365.09	1,020,708.32	984,184.68	938,483.10
Cash in Treasury (Fund Balance) FY12	791,766.34	774,783.81	747,996.30	726,738.84	839,826.76	1,003,321.67	1,010,340.03	994,139.79	979,593.84	926,960.02	902,284.72	858,103.60

Commitments:	
Copier Lease	744.60
Postage meter lease	643.34
Total	1,387.94



FINANCIAL COMPARISON AASIS TO PELS

Feb. 2019		AASIS					PELS			Reconciliation		
AASIS Code	GL Acct	Current month receipts posted in subsequent	prior month receipts posted in current	Current month receipts reversed in subsequent	Prior month receipts reversed in current	AASIS Balance Forward	PELS Deposit Summary	PELS Balance Forward	AASIS Balance Forward	PELS Balance Forward	Overage /Shortage	
255	4041002000	13,725.00	4,050.00	(650.00)	0.00	17,125.00	17,125.00	17,125.00	17,125.00	17,125.00	0.00	
257	4041004000	0.00	0.00	0.00	0.00	0.00	0.00	0.00	0.00	0.00	0.00	
258	4041005000	0.00	0.00	0.00	0.00	0.00	0.00	0.00	0.00	0.00	0.00	
260	4041007000	5,215.00	560.00	(970.00)	0.00	4,805.00	4,805.00	4,805.00	4,805.00	4,805.00	0.00	
281	4041028000	600.00	0.00	0.00	0.00	600.00	600.00	600.00	600.00	600.00	0.00	
539	4041041000	300.00	100.00	0.00	0.00	400.00	400.00	400.00	400.00	400.00	0.00	
284	4042001000	500.00	0.00	0.00	0.00	500.00	500.00	500.00	500.00	500.00	0.00	
586	4047099000	0.00	0.00	0.00	0.00	0.00	0.00	0.00	0.00	0.00	0.00	
		20,340.00	4,710.00	(1,620.00)	0.00	23,430.00	23,430.00	23,430.00	23,430.00	23,430.00	0.00	

Reconciling items

4041002000 4041004000 4041005000 4041007000 4041028000 4041041000

PELS items	PELS post date	AASIS Doc #	applications	certificate	exams	renewals	Temp	Reinstate	Totals
February posted in	2/25/2019	14627552	1150				120		1270
March	2/26/2019	52203381	400						400
	2/26/2019	14627713	500				120		620
	2/27/2019	52203382					320	100	420
	2/27/2019	14627841	1000						1000
	2/28/2019	14628073	1000						1000
									0
									0
									0
									0
									0
PELS receipts posted in Subsequent			4050	0	0	560	0	100	4710
January posted in	1/28/2019	52200848	200				160		360
February	1/31/2019	52200849					180		180
	1/31/2019	14624625	450				630		1080
									0
									0
									0
									0
									0
PELS receipts posted from prior			650	0	0	970	0	0	1620

**Board of Licensure for Prof Engineers and Prof Surveyors (0236)
FY19 Revenue Reconciliation for the Month ending February 2019**

<u>AASIS Revenue</u>	<u>Amounts</u>
Application Fees (4041002000)	\$ 13,725.00
Certificate Fees (4041004000)	\$ -
Testing Fees (4041005000)	\$ -
Renewal Fees (4041007000)	\$ 5,215.00
Other Fees (4041028000)	\$ 600.00
Fines and Penalties (4042001000)	\$ 500.00
Reinstatement Fees (4041041000)	\$ 300.00
AASIS Total:	\$ 20,340.00

<u>Adjustments</u>	
PELS current month receipts posted in AASIS in subsequent (+)	4,710.00
PELS prior month receipts posted in AASIS in current (-)	(1,620.00)
AASIS current month receipts reversed in subsequent	0.00
AASIS prior month receipts reversed in current	0.00
AASIS Balance Forward:	\$ 23,430.00

<u>PELS receipts</u>	
Application Fees (4041002000)	\$ 17,125.00
Certificate Fees (4041004000)	\$ -
Testing Fees (4041005000)	\$ -
Renewal Fees (4041007000)	\$ 4,805.00
Other Fees (4041028000)	\$ 600.00
Fines and Penalties (4042001000)	\$ 500.00
Reinstatement Fees (4041041000)	\$ 400.00
Misc Revenue (4047099000)	\$ -
PELS Balance Forward:	\$ 23,430.00

Overage/Shortage (AASIS Balance Forward / PELS Balance Forward):	\$ -
---	-------------



Explanation for discrepancy:

Attachment: Financial Comparison AASIS to PELS: **February 2019**

The information on this schedule accurately reflects the cash receipts that have been received and deposited by this agency during the stated month. The total receipts and total deposits have been reconciled to AASIS.

All figures noted on this report have been verified by reviewing the deposit register and trial balance for the stated month. Any discrepancies have been investigated and resolved.

All receipt numbers and licenses issued have been accounted for. Any discrepancies have been investigated and resolved.

 Fiscal Support Analyst	4/8/2019 Date
 Executive Director	4/8/2019 Date

**Board of Licensure for Prof Engineers and Prof Surveyors (0236)
FY19 Revenue Reconciliation for the Month ending March 2019**

AASIS Revenue

	<u>Amounts</u>
Application Fees (4041002000)	\$ 13,325.00
Certificate Fees (4041004000)	\$ -
Testing Fees (4041005000)	\$ 400.00
Renewal Fees (4041007000)	\$ 3,060.00
Other Fees (4041028000)	\$ 450.00
Fines and Penalties (4042001000)	\$ -
Reinstatement Fees (4041041000)	\$ 300.00
AASIS Total:	\$ 17,535.00

Adjustments

PELS current month receipts posted in AASIS in subsequent (+)	1,735.00
PELS prior month receipts posted in AASIS in current (-)	(4,710.00)
AASIS current month receipts reversed in subsequent	0.00
AASIS prior month receipts reversed in current	0.00
AASIS Balance Forward:	\$ 14,560.00

PELS receipts

Application Fees (4041002000)	\$ 10,600.00
Certificate Fees (4041004000)	\$ -
Testing Fees (4041005000)	\$ 500.00
Renewal Fees (4041007000)	\$ 2,660.00
Other Fees (4041028000)	\$ 600.00
Fines and Penalties (4042001000)	\$ -
Reinstatement Fees (4041041000)	\$ 200.00
Misc Revenue (4047099000)	\$ -
PELS Balance Forward:	\$ 14,560.00

Overage/Shortage (AASIS Balance Forward / PELS Balance Forward):

\$ -

Explanation for discrepancy:



Attachment: Financial Comparison AASIS to PELS:

March 2019

The information on this schedule accurately reflects the cash receipts that have been received and deposited by this agency during the stated month. The total receipts and total deposits have been reconciled to AASIS.

All figures noted on this report have been verified by reviewing the deposit register and trial balance for the stated month. Any discrepancies have been investigated and resolved.

All receipt numbers and licenses issued have been accounted for. Any discrepancies have been investigated and resolved.

 _____ Fiscal Support Analyst	_____ Date 4/8/2019
 _____ Executive Director	_____ Date 4/8/2019

February FY19

Warrant	Pay Meth	Print Date	Reference	Vendor	Vendor Name	Source Doc	Doc Type	Cost Ctr	Assignment #	G/L Acct	Commitment Item	Warrant Amount	Invoice Amount	Line Amount	Cashed Date
PY		2/1/2019	ARKPR01460			7361596	YB	188230		5010001000	501:00:00	10,516.70	10,516.70	10,516.70	
PY		2/1/2019	ARKPR01460			7361596	YB	188230		5010005000	501:00:03	695.42	695.42	695.42	
PY		2/1/2019	ARKPR01460			7361596	YB	188230		5010006500	501:00:03	110.78	110.78	110.78	
PY		2/1/2019	ARKPR01460			7361596	YB	188230		5010007000	501:00:03	1,611.16	1,611.16	1,611.16	
1920284900	E	2/4/2019	INV 3569355	100075795	CLEAR MOUNTAIN REFRESHMENT SERVICE	1004575664	KR	188210	10045756642019	5040003100	502:00:02	17.43	17.43	17.43	2/6/2019
1910328822	W	2/4/2019	AGENCY INS. FEB.	9906100006	DEPARTMENT OF FINANCE AND ADMINISTR	1004575654	KR	188230	10045756542019	5010006000	501:00:03	2,520.00	2,520.00	2,520.00	2/14/2019
1920285732	E	2/5/2019	INV 3584114	100075795	CLEAR MOUNTAIN REFRESHMENT SERVICE	1004576900	KR	188210	10045769002019	5040011000	502:00:02	10.90	10.90	10.90	2/7/2019
1910330874	W	2/5/2019	INV 58884	100178352	HORTICARE & ASSOCIATES INCORPORATIO	1004576548	KR	188210	10045765482019	5030005000	502:00:02	408.75	408.75	408.75	2/13/2019
1910342544	W	2/11/2019	INV 3297142	100157816	ARKANSAS INFORMATION CONSORTIUM LLC	1004580223	KR	188210	10045802232019	5080002200	502:00:02	1,817.65	1,817.65	1,817.65	2/22/2019
1910341932	W	2/11/2019	INV 23660	100002077	BRW INCORPORATED CITIES	1004580245	KR	188210	10045802452019	5080009000	502:00:02	491.60	491.60	491.60	2/26/2019
PY		2/15/2019	ARKPR01416			7367245	YB	188230		5010001000	501:00:00	10,516.71	10,516.71	10,516.71	
PY		2/15/2019	ARKPR01416			7367245	YB	188230		5010005000	501:00:03	695.42	695.42	695.42	
PY		2/15/2019	ARKPR01416			7367245	YB	188230		5010006500	501:00:03	110.78	110.78	110.78	
PY		2/15/2019	ARKPR01416			7367245	YB	188230		5010007000	501:00:03	1,611.16	1,611.16	1,611.16	
1920451175	A	2/25/2019	236021520190085	100099611	US BANK CPS	8039308749	ZY	188210	4246044555710080	5020005000	502:00:02	177.62	177.62	29.31	2/27/2019
1920451175	A	2/25/2019	236021520190085	100099611	US BANK CPS	8039308749	ZY	188210	4246044555710080	5090006000	502:00:02	0.00	0.00	146.38	2/27/2019
1920451175	A	2/25/2019	236021520190085	100099611	US BANK CPS	8039308749	ZY	188210	4246044555710080	5090019000	502:00:02	0.00	0.00	1.93	2/27/2019
1910413305	W	2/21/2019	INV 9201-17016	9904700001	DEPARTMENT OF INFORMATION SYSTEMS	1004585056	KR	188210	10045850562019	5020003500	502:00:02	1,251.53	1,251.53	223.25	
1910413305	W	2/21/2019	INV 9201-17016	9904700001	DEPARTMENT OF INFORMATION SYSTEMS	1004585056	KR	188210	10045850562019	5040008500	502:00:02	0.00	0.00	95.00	
1910413305	W	2/21/2019	INV 9201-17016	9904700001	DEPARTMENT OF INFORMATION SYSTEMS	1004585056	KR	188210	10045850562019	5020002000	502:00:02	0.00	0.00	219.59	
1910413305	W	2/21/2019	INV 9201-17016	9904700001	DEPARTMENT OF INFORMATION SYSTEMS	1004585056	KR	188210	10045850562019	5020004200	502:00:02	0.00	0.00	475.00	
1910413305	W	2/21/2019	INV 9201-17016	9904700001	DEPARTMENT OF INFORMATION SYSTEMS	1004585056	KR	188210	10045850562019	5020004300	502:00:02	0.00	0.00	169.60	
1910413305	W	2/21/2019	INV 9201-17016	9904700001	DEPARTMENT OF INFORMATION SYSTEMS	1004585056	KR	188210	10045850562019	5020004000	502:00:02	0.00	0.00	69.09	
1910413278	W	2/21/2019	INV B0008952	9901350028	UNIVERSITY OF ARKANSAS	1004585071	KR	188210	10045850712019	5030002000	502:00:02	1,404.98	1,404.98	1,404.98	3/1/2019
1910412602	W	2/21/2019	INV 85005426640	100061983	ENTERGY ARKANSAS INC	1004585765	KR	188210	10045857652019	5040001000	502:00:02	470.98	470.98	470.98	3/4/2019
1910425839	W	2/25/2019	INV 8126681355	100217837	SHRED-IT US JV LLC	1004587202	KR	188210	10045872022019	5080014100	502:00:02	57.15	57.15	57.15	
1910443577	W	2/26/2019	INV 24414	100178352	HORTICARE & ASSOCIATES INCORPORATIO	1004587448	KR	188210	10045874482019	5030005000	502:00:02	76.30	76.30	76.30	
1910452643	W	2/26/2019	REFUND	W023601	Robert F. Dalpiaz	1004587443	KR	188210		5110002000	502:00:02	75.00	75.00	75.00	

34,648.02 34,648.02 34,648.02

March FY19

Warrant	Pay Meth	Print Date	Reference	Vendor	Vendor Name	Source Doc	Doc Type	Cost Ctr	Assignment #	G/L Acct	Commitment Item	Warrant Amount	Invoice Amount	Line Amount	Cashed Date
PY		3/1/2019	ARKPR01442			7372910	YB	188230		5010001000	501:00:00	10,516.69	10,516.69	10,516.69	
PY		3/1/2019	ARKPR01442			7372910	YB	188230		5010005000	501:00:03	695.44	695.44	695.44	
PY		3/1/2019	ARKPR01442			7372910	YB	188230		5010006500	501:00:03	110.78	110.78	110.78	
PY		3/1/2019	ARKPR01442			7372910	YB	188230		5010007000	501:00:03	1,611.16	1,611.16	1,611.16	
1910500497	W	3/10/2019	INV 151087	100050577	WILLIAM A HARRISON INC	51175653	RE	188210	511756532019	5030005000	502:00:02	2,863.99	833.31	833.31	3/19/2019
1910500497	W	3/10/2019	INV 151082	100050577	WILLIAM A HARRISON INC	51175676	RE	188210	511756762019	5030005000	502:00:02	0.00	2,030.68	2,030.68	3/19/2019
1920518263	E	3/4/2019	INV 3581111	100075795	CLEAR MOUNTAIN REFRESHMENT SERVICE	1004589498	KR	188210	10045894982019	5040003100	502:00:02	38.07	27.17	27.17	3/6/2019
1920518263	E	3/4/2019	3595151	100075795	CLEAR MOUNTAIN REFRESHMENT SERVICE	1004590373	KR	188230	10045903732019	5040011000	502:00:02	0.00	10.90	10.90	3/6/2019
1910463908	W	3/4/2019	INV. 58989	100178352	HORTICARE & ASSOCIATES INCORPORATIO	1004590466	KR	188210	10045904662019	5030005000	502:00:02	408.75	408.75	408.75	3/12/2019
1910464363	W	3/4/2019	ACC 8030052305	800001526	CITY OF LITTLE ROCK	1004590451	KR	188210	10045904512019	5040003000	502:00:02	81.64	81.64	81.64	3/12/2019
1910464459	W	3/4/2019	AGENCY INS. MAR	9906100006	DEPARTMENT OF FINANCE AND ADMINISTR	1004590365	KR	188230	10045903652019	5010006000	501:00:03	2,520.00	2,520.00	2,520.00	3/13/2019
1910480432	W	3/5/2019	INV 23816	100002077	BRW INCORPORATED CITIES	1004591701	KR	188210	10045917012019	5080009000	502:00:02	491.60	491.60	491.60	3/21/2019
1910493124	W	3/6/2019	REFUND	W023601	Alfredo E. Bustamante	1004591958	KR	188210		5110002000	502:00:02	75.00	75.00	75.00	
1910500789	W	3/10/2019	INV 126186	100157816	ARKANSAS INFORMATION CONSORTIUM LLC	1004593575	KR	188210	10045935752019	5080002200	502:00:02	733.30	733.30	733.30	3/19/2019
1910523546	W	3/13/2019	BOARD MTG 03/12	106577	BRIAN J MOORE PE	1004596489	KR	188210	10045964892019	5050020400	502:00:02	166.32	166.32	166.32	
1910523547	W	3/13/2019	BOARD MTG 03/12	106631	THOMAS R SCOTT III	1004596483	KR	188210	10045964832019	5050020400	502:00:02	9.16	9.16	9.16	
1910524321	W	3/13/2019	BOARD MTG 03/12	100224440	NEWCO DINING LLC	1004596036	KR	188210	10045960362019	5090019000	502:00:02	155.83	155.83	155.83	
1910523545	W	3/13/2019	BOARD MTG 03/12	106356	DAVID B BEASLEY	1004596445	KR	188210	10045964452019	5050020200	502:00:02	263.00	263.00	108.10	3/20/2019
1910523545	W	3/13/2019	BOARD MTG 03/12	106356	DAVID B BEASLEY	1004596445	KR	188210	10045964452019	5050020100	502:00:02	0.00	0.00	19.16	3/20/2019
1910523545	W	3/13/2019	BOARD MTG 03/12	106356	DAVID B BEASLEY	1004596445	KR	188210	10045964452019	5050020300	502:00:02	0.00	0.00	27.25	3/20/2019
1910523545	W	3/13/2019	BOARD MTG 03/12	106356	DAVID B BEASLEY	1004596445	KR	188210	10045964452019	5050020400	502:00:02	0.00	0.00	108.49	3/20/2019
1910523544	W	3/13/2019	BOARD MTG 03/12	102753	RODNEY D WILLIAMS	1004596461	KR	188210	10045964612019	5050020200	502:00:02	313.72	313.72	108.10	3/20/2019

1910523544	W	3/13/2019 BOARD MTG 03/12	102753	RODNEY D WILLIAMS	1004596461	KR	188210	10045964612019	5050020100 502:00:02	0.00	0.00	42.45	3/20/2019
1910523544	W	3/13/2019 BOARD MTG 03/12	102753	RODNEY D WILLIAMS	1004596461	KR	188210	10045964612019	5050020400 502:00:02	0.00	0.00	163.17	3/20/2019
1910523548	W	3/13/2019 BOARD MTG 03/12	107087	KYLE SALYER PE PS	1004596472	KR	188210	10045964722019	5050020200 502:00:02	275.87	275.87	108.10	3/27/2019
1910523548	W	3/13/2019 BOARD MTG 03/12	107087	KYLE SALYER PE PS	1004596472	KR	188210	10045964722019	5050020100 502:00:02	0.00	0.00	36.90	3/27/2019
1910523548	W	3/13/2019 BOARD MTG 03/12	107087	KYLE SALYER PE PS	1004596472	KR	188210	10045964722019	5050020400 502:00:02	0.00	0.00	130.87	3/27/2019
1910524299	W	3/13/2019 N7611865	100220903	MAILFINANCE INC	51181900	RE	188210	511819002019	5040007000 502:00:02	214.45	214.45	214.45	3/27/2019
1910531950	W	3/17/2019 INV 0238652	100028708	POE TRAVEL	1004597494	KR	188210	10045974942019	5050006000 505:00:09	522.50	522.50	487.50	3/27/2019
1910531950	W	3/17/2019 INV 0238652	100028708	POE TRAVEL	1004597494	KR	188210	10045974942019	5050014000 505:00:09	0.00	0.00	35.00	3/27/2019
1910542829	W	3/17/2019 REFUND	W023601	Owen Lewis McGregor	1004597994	KR	188210		5110002000 502:00:02	150.00	150.00	150.00	
PY		3/15/2019 ARKPR01320			7378478	YB	188230		5010001000 501:00:00	10,516.71	10,516.71	10,516.71	
PY		3/15/2019 ARKPR01320			7378478	YB	188230		5010005000 501:00:03	695.42	695.42	695.42	
PY		3/15/2019 ARKPR01320			7378478	YB	188230		5010006500 501:00:03	110.78	110.78	110.78	
PY		3/15/2019 ARKPR01320			7378478	YB	188230		5010007000 501:00:03	1,611.16	1,611.16	1,611.16	
1920664088	A	3/25/2019 0236031520190091	100099611	US BANK CPS	8039727069	ZY	188210	4246044555710080	5020005000 502:00:02	234.94	234.94	37.81	3/27/2019
1920664088	A	3/25/2019 0236031520190091	100099611	US BANK CPS	8039727069	ZY	188210	4246044555710080	5090006000 502:00:02	0.00	0.00	109.77	3/27/2019
1920664088	A	3/25/2019 0236031520190091	100099611	US BANK CPS	8039727069	ZY	188210	4246044555710080	5090022000 502:00:02	0.00	0.00	87.36	3/27/2019
1910548464	W	3/19/2019 INV 5056117032	100096514	RICOH USA INC	1004598937	KR	188210	10045989372019	5030001000 502:00:02	196.93	196.93	196.93	3/28/2019
1910549177	W	3/19/2019 INV.19201-17016	9904700001	DEPARTMENT OF INFORMATION SYSTEMS	1004598971	KR	188210	10045989712019	5020003500 502:00:02	1,448.85	1,448.85	223.25	3/28/2019
1910549177	W	3/19/2019 INV.19201-17016	9904700001	DEPARTMENT OF INFORMATION SYSTEMS	1004598971	KR	188210	10045989712019	5040008500 502:00:02	0.00	0.00	95.00	3/28/2019
1910549177	W	3/19/2019 INV.19201-17016	9904700001	DEPARTMENT OF INFORMATION SYSTEMS	1004598971	KR	188210	10045989712019	5020002000 502:00:02	0.00	0.00	227.28	3/28/2019
1910549177	W	3/19/2019 INV.19201-17016	9904700001	DEPARTMENT OF INFORMATION SYSTEMS	1004598971	KR	188210	10045989712019	5020004200 502:00:02	0.00	0.00	665.00	3/28/2019
1910549177	W	3/19/2019 INV.19201-17016	9904700001	DEPARTMENT OF INFORMATION SYSTEMS	1004598971	KR	188210	10045989712019	5020004300 502:00:02	0	0	169.6	3/28/2019
1910549177	W	3/19/2019 INV.19201-17016	9904700001	DEPARTMENT OF INFORMATION SYSTEMS	1004598971	KR	188210	10045989712019	5020004000 502:00:02	0.00	0.00	68.72	3/28/2019
1910559073	W	3/21/2019 INV B0009058	9901350028	UNIVERSITY OF ARKANSAS	1004599565	KR	188210	10045995652019	5030002000 502:00:02	789.69	789.69	789.69	4/8/2019
1910577239	W	3/26/2019 ACC 8030052305	800001526	CITY OF LITTLE ROCK	1004602226	KR	188210	10046022262019	5040003000 502:00:02	101.54	81.64	81.64	
1910577239	W	3/26/2019 ACC 8030052304	800001526	CITY OF LITTLE ROCK	1004602258	KR	188210	10046022582019	5040003000 502:00:02	0	19.9	19.9	
1910576448	W	3/26/2019 INV SH313097	100050054	BUSINESS WORLD INC	51187606	RE	188210	511876062019	5040007000 502:00:02	202.9	202.9	202.9	
1910584148	W	3/27/2019 WRK COMP PREM TX	9903900001	ARKANSAS WORKERS COMPENSATION COMMI	1004603045	KR	188230	10046030452019	5010010000 501:00:03	105.43	105.43	105.43	4/3/2019
PY		3/29/2019 ARKPR01382			7384130	YB	188230		5010001000 501:00:00	10,516.71	10,516.71	10,516.71	
PY		3/29/2019 ARKPR01382			7384130	YB	188230		5010001900 501:00:00	480	480	480	
PY		3/29/2019 ARKPR01382			7384130	YB	188230		5010005000 501:00:03	823.22	823.22	823.22	
PY		3/29/2019 ARKPR01382			7384130	YB	188230		5010006500 501:00:03	19.70	19.70	19.70	
PY		3/29/2019 ARKPR01382			7384130	YB	188230		5010007000 501:00:03	1,611.16	1,611.16	1,611.16	
										51,682.41	51,682.41	51,682.41	

5010001000 Regular Salaries Staff

February FY19

Account Number	FOR period start date	For-period end	Personnel Number	Name of Employee or Applicant	Wage Type L	Amount	Posting document
5010001000 01	1/13/2019	1/26/2019	84350	GRANT GRIGG	1251 Vacatio	84.82	8970682
5010001000 01	1/13/2019	1/26/2019	84350	GRANT GRIGG	1251 Vacatio	56.54	8970682
5010001000 01	1/13/2019	1/26/2019	84350	GRANT GRIGG	1211 Holiday	226.18	8970682
5010001000 01	1/13/2019	1/26/2019	84350	GRANT GRIGG	1200 Regular	1,894.24	8970682
5010001000 01	1/13/2019	1/26/2019	84350	GRANT GRIGG	/845 Total pa	0.00	8970682
				GRANT GRIGG		2,261.78	
5010001000 01	1/13/2019	1/26/2019	1185	HEATHER N RICHARDSON	1252 Sick pa	17.58	8970682
5010001000 01	1/13/2019	1/26/2019	1185	HEATHER N RICHARDSON	1252 Sick pa	35.17	8970682
5010001000 01	1/13/2019	1/26/2019	1185	HEATHER N RICHARDSON	1251 Vacatio	26.38	8970682
5010001000 01	1/13/2019	1/26/2019	1185	HEATHER N RICHARDSON	1251 Vacatio	105.51	8970682
5010001000 01	1/13/2019	1/26/2019	1185	HEATHER N RICHARDSON	1211 Holiday	281.35	8970682
5010001000 01	1/13/2019	1/26/2019	1185	HEATHER N RICHARDSON	1200 Regular	2,347.53	8970682
5010001000 01	1/13/2019	1/26/2019	1185	HEATHER N RICHARDSON	/845 Total pa	0.00	8970682
				HEATHER N RICHARDSON		2,813.52	
5010001000 01	1/13/2019	1/26/2019	7804	KEISHA L WRIGHT	/845 Total pa	0.00	8970682
5010001000 01	1/13/2019	1/26/2019	7804	KEISHA L WRIGHT	1200 Regular	1,147.34	8970682
5010001000 01	1/13/2019	1/26/2019	7804	KEISHA L WRIGHT	1252 Sick pa	8.02	8970682
5010001000 01	1/13/2019	1/26/2019	7804	KEISHA L WRIGHT	1250 Holiday	128.37	8970682
				KEISHA L WRIGHT		1,283.73	
5010001000 01	1/13/2019	1/26/2019	28444	LINDA S STONE	1252 Sick pa	335.02	8970682
5010001000 01	1/13/2019	1/26/2019	28444	LINDA S STONE	1252 Sick pa	146.57	8970682
5010001000 01	1/13/2019	1/26/2019	28444	LINDA S STONE	1252 Sick pa	73.28	8970682
5010001000 01	1/13/2019	1/26/2019	28444	LINDA S STONE	1211 Holiday	167.51	8970682
5010001000 01	1/13/2019	1/26/2019	28444	LINDA S STONE	1200 Regular	952.70	8970682
5010001000 01	1/13/2019	1/26/2019	28444	LINDA S STONE	/845 Total pa	0.00	8970682
				LINDA S STONE		1,675.08	
5010001000 01	1/13/2019	1/26/2019	19356	MARILYN F SMITH	/845 Total pa	0.00	8970682
5010001000 01	1/13/2019	1/26/2019	19356	MARILYN F SMITH	1200 Regular	1,078.21	8970682
5010001000 01	1/13/2019	1/26/2019	19356	MARILYN F SMITH	1250 Holiday	119.80	8970682
				MARILYN F SMITH		1,198.01	
5010001000 01	1/13/2019	1/26/2019	28472	VIRGINIA S DAVIS	/845 Total pa	0.00	8970682
5010001000 01	1/13/2019	1/26/2019	28472	VIRGINIA S DAVIS	1200 Regular	1,103.93	8970682
5010001000 01	1/13/2019	1/26/2019	28472	VIRGINIA S DAVIS	1250 Holiday	128.46	8970682
5010001000 01	1/13/2019	1/26/2019	28472	VIRGINIA S DAVIS	1252 Sick pa	24.09	8970682
5010001000 01	1/13/2019	1/26/2019	28472	VIRGINIA S DAVIS	1252 Sick pa	28.10	8970682
				VIRGINIA S DAVIS		1,284.58	
						10,516.70	
Account Number	FOR period start date	For-period end	Personnel Number	Name of Employee or Applicant	Wage Type L	Amount	Posting document
5010001000 01	1/27/2019	2/9/2019	84350	GRANT GRIGG	1252 Sick pa	56.54	8990444
5010001000 01	1/27/2019	2/9/2019	84350	GRANT GRIGG	1251 Vacatio	226.18	8990444
5010001000 01	1/27/2019	2/9/2019	84350	GRANT GRIGG	1200 Regular	1,979.05	8990444
5010001000 01	1/27/2019	2/9/2019	84350	GRANT GRIGG	/845 Total pa	0.00	8990444
				GRANT GRIGG		2,261.77	
5010001000 01	1/27/2019	2/9/2019	1185	HEATHER N RICHARDSON	/845 Total pa	0.00	8990444
5010001000 01	1/27/2019	2/9/2019	1185	HEATHER N RICHARDSON	1200 Regular	2,708.01	8990444
5010001000 01	1/27/2019	2/9/2019	1185	HEATHER N RICHARDSON	1251 Vacatio	70.34	8990444
5010001000 01	1/27/2019	2/9/2019	1185	HEATHER N RICHARDSON	1252 Sick pa	35.17	8990444
				HEATHER N RICHARDSON		2,813.52	
5010001000 01	1/27/2019	2/9/2019	7804	KEISHA L WRIGHT	1252 Sick pa	20.06	8990444
5010001000 01	1/27/2019	2/9/2019	7804	KEISHA L WRIGHT	1251 Vacatio	28.08	8990444
5010001000 01	1/27/2019	2/9/2019	7804	KEISHA L WRIGHT	1200 Regular	1,235.60	8990444
5010001000 01	1/27/2019	2/9/2019	7804	KEISHA L WRIGHT	/845 Total pa	0.00	8990444
				KEISHA L WRIGHT		1,283.74	
5010001000 01	1/27/2019	2/9/2019	28444	LINDA S STONE	1252 Sick pa	167.51	8990444
5010001000 01	1/27/2019	2/9/2019	28444	LINDA S STONE	1252 Sick pa	20.94	8990444
5010001000 01	1/27/2019	2/9/2019	28444	LINDA S STONE	1252 Sick pa	62.82	8990444
5010001000 01	1/27/2019	2/9/2019	28444	LINDA S STONE	1200 Regular	1,423.82	8990444
5010001000 01	1/27/2019	2/9/2019	28444	LINDA S STONE	/845 Total pa	0.00	8990444
				LINDA S STONE		1,675.09	
5010001000 01	1/27/2019	2/9/2019	19356	MARILYN F SMITH	/845 Total pa	0.00	8990444
5010001000 01	1/27/2019	2/9/2019	19356	MARILYN F SMITH	1200 Regular	943.44	8990444

Payroll Posting Report

Cost Center 188230

3.a.iv

5010001000 01	1/27/2019	2/9/2019	19356	MARILYN F SMITH	1251 Vacatio	239.60	8990444
5010001000 01	1/27/2019	2/9/2019	19356	MARILYN F SMITH	1252 Sick pa	14.98	8990444
				MARILYN F SMITH		1,198.02	
5010001000 01	1/27/2019	2/9/2019	28472	VIRGINIA S DAVIS	1252 Sick pa	12.04	8990444
5010001000 01	1/27/2019	2/9/2019	28472	VIRGINIA S DAVIS	1200 Regular	1,272.53	8990444
5010001000 01	1/27/2019	2/9/2019	28472	VIRGINIA S DAVIS	/845 Total pa	0.00	8990444
				VIRGINIA S DAVIS		1,284.57	
						10,516.71	
Account Number	FOR period start date	For-period e	Personnel Number	Name of Employee or Applic	Wage Type L	Amount	Posting document
5010001000 01	2/10/2019	2/23/2019	84350	GRANT GRIGG	1251 Vacatio	226.18	9010147
5010001000 01	2/10/2019	2/23/2019	84350	GRANT GRIGG	1211 Holiday	226.18	9010147
5010001000 01	2/10/2019	2/23/2019	84350	GRANT GRIGG	1200 Regular	1,809.42	9010147
5010001000 01	2/10/2019	2/23/2019	84350	GRANT GRIGG	/845 Total pa	0.00	9010147
				GRANT GRIGG		2,261.78	
5010001000 01	2/10/2019	2/23/2019	1185	HEATHER N RICHARDSON	/845 Total pa	0.00	9010147
5010001000 01	2/10/2019	2/23/2019	1185	HEATHER N RICHARDSON	1200 Regular	2,444.25	9010147
5010001000 01	2/10/2019	2/23/2019	1185	HEATHER N RICHARDSON	1211 Holiday	281.35	9010147
5010001000 01	2/10/2019	2/23/2019	1185	HEATHER N RICHARDSON	1252 Sick pa	87.92	9010147
				HEATHER N RICHARDSON		2,813.52	
5010001000 01	2/10/2019	2/23/2019	7804	KEISHA L WRIGHT	/845 Total pa	0.00	9010147
5010001000 01	2/10/2019	2/23/2019	7804	KEISHA L WRIGHT	1200 Regular	1,026.99	9010147
5010001000 01	2/10/2019	2/23/2019	7804	KEISHA L WRIGHT	1250 Holiday	128.37	9010147
5010001000 01	2/10/2019	2/23/2019	7804	KEISHA L WRIGHT	1251 Vacatio	128.37	9010147
				KEISHA L WRIGHT		1,283.73	
5010001000 01	2/10/2019	2/23/2019	28444	LINDA S STONE	1200 Regular	1,507.57	9010147
5010001000 01	2/10/2019	2/23/2019	28444	LINDA S STONE	1211 Holiday	167.51	9010147
				LINDA S STONE		1,675.08	
5010001000 01	2/10/2019	2/23/2019	19356	MARILYN F SMITH	1251 Vacatio	119.80	9010147
5010001000 01	2/10/2019	2/23/2019	19356	MARILYN F SMITH	1250 Holiday	119.80	9010147
5010001000 01	2/10/2019	2/23/2019	19356	MARILYN F SMITH	1200 Regular	958.41	9010147
5010001000 01	2/10/2019	2/23/2019	19356	MARILYN F SMITH	/845 Total pa	0.00	9010147
				MARILYN F SMITH		1,198.01	
5010001000 01	2/10/2019	2/23/2019	28472	VIRGINIA S DAVIS	1200 Regular	1,148.08	9010147
5010001000 01	2/10/2019	2/23/2019	28472	VIRGINIA S DAVIS	/845 Total pa	0.00	9010147
5010001000 01	2/10/2019	2/23/2019	28472	VIRGINIA S DAVIS	1250 Holiday	128.46	9010147
5010001000 01	2/10/2019	2/23/2019	28472	VIRGINIA S DAVIS	1252 Sick pa	8.03	9010147
				VIRGINIA S DAVIS		1,284.57	
						10,516.69	
Account Number	FOR period start date	For-period e	Personnel Number	Name of Employee or Applic	Wage Type L	Amount	Posting document
5010001000 01	2/24/2019	3/9/2019	84350	GRANT GRIGG	1252 Sick pa	113.09	9029697
5010001000 01	2/24/2019	3/9/2019	84350	GRANT GRIGG	1251 Vacatio	21.20	9029697
5010001000 01	2/24/2019	3/9/2019	84350	GRANT GRIGG	1251 Vacatio	14.14	9029697
5010001000 01	2/24/2019	3/9/2019	84350	GRANT GRIGG	1200 Regular	2,113.35	9029697
5010001000 01	2/24/2019	3/9/2019	84350	GRANT GRIGG	/845 Total pa	0.00	9029697
				GRANT GRIGG		2,261.78	
5010001000 01	2/24/2019	3/9/2019	1185	HEATHER N RICHARDSON	1252 Sick pa	123.09	9029697
5010001000 01	2/24/2019	3/9/2019	1185	HEATHER N RICHARDSON	1252 Sick pa	281.35	9029697
5010001000 01	2/24/2019	3/9/2019	1185	HEATHER N RICHARDSON	1251 Vacatio	35.17	9029697
5010001000 01	2/24/2019	3/9/2019	1185	HEATHER N RICHARDSON	1200 Regular	2,373.91	9029697
5010001000 01	2/24/2019	3/9/2019	1185	HEATHER N RICHARDSON	/845 Total pa	0.00	9029697
				HEATHER N RICHARDSON		2,813.52	
5010001000 01	2/24/2019	3/9/2019	7804	KEISHA L WRIGHT	/845 Total pa	0.00	9029697
5010001000 01	2/24/2019	3/9/2019	7804	KEISHA L WRIGHT	1252 Sick pa	24.07	9029697
5010001000 01	2/24/2019	3/9/2019	7804	KEISHA L WRIGHT	1200 Regular	1,259.67	9029697
				KEISHA L WRIGHT		1,283.74	
5010001000 01	2/24/2019	3/9/2019	28444	LINDA S STONE	1252 Sick pa	41.88	9029697
5010001000 01	2/24/2019	3/9/2019	28444	LINDA S STONE	1252 Sick pa	41.88	9029697
5010001000 01	2/24/2019	3/9/2019	28444	LINDA S STONE	1252 Sick pa	167.51	9029697
5010001000 01	2/24/2019	3/9/2019	28444	LINDA S STONE	1251 Vacatio	73.28	9029697
5010001000 01	2/24/2019	3/9/2019	28444	LINDA S STONE	1200 Regular	1,350.53	9029697
5010001000 01	2/24/2019	3/9/2019	28444	LINDA S STONE	/845 Total pa	0.00	9029697
				LINDA S STONE		1,675.08	
5010001000 01	2/24/2019	3/9/2019	19356	MARILYN F SMITH	/845 Total pa	0.00	9029697

Payroll Posting Report

Cost Center 188230

3.a.iv

5010001000 0i	2/24/2019	3/9/2019	19356	MARILYN F SMITH	1200 Regular	1,160.58	9029697
5010001000 0i	2/24/2019	3/9/2019	19356	MARILYN F SMITH	1251 Vacatio	37.44	9029697
				MARILYN F SMITH		1,198.02	
5010001000 0i	2/24/2019	3/9/2019	28472	VIRGINIA S DAVIS	/845 Total pa	0.00	9029697
5010001000 0i	2/24/2019	3/9/2019	28472	VIRGINIA S DAVIS	1200 Regular	1,228.37	9029697
5010001000 0i	2/24/2019	3/9/2019	28472	VIRGINIA S DAVIS	1252 Sick pa	24.09	9029697
5010001000 0i	2/24/2019	3/9/2019	28472	VIRGINIA S DAVIS	1252 Sick pa	32.11	9029697
				VIRGINIA S DAVIS		1,284.57	
						10,516.71	
Account Number	FOR period start date	For-period e	Personnel Number	Name of Employee or Applic	Wage Type L	Amount	Posting document
5010001000 0i	3/10/2019	3/23/2019	84350	GRANT GRIGG	/845 Total pa	0.00	9049279
5010001000 0i	3/10/2019	3/23/2019	84350	GRANT GRIGG	1200 Regular	1,809.42	9049279
5010001000 0i	3/10/2019	3/23/2019	84350	GRANT GRIGG	1251 Vacatio	226.18	9049279
5010001000 0i	3/10/2019	3/23/2019	84350	GRANT GRIGG	1252 Sick pa	226.18	9049279
				GRANT GRIGG		2,261.78	
5010001000 0i	3/10/2019	3/23/2019	1185	HEATHER N RICHARDSON	/845 Total pa	0.00	9049279
5010001000 0i	3/10/2019	3/23/2019	1185	HEATHER N RICHARDSON	1200 Regular	2,409.08	9049279
5010001000 0i	3/10/2019	3/23/2019	1185	HEATHER N RICHARDSON	1251 Vacatio	52.75	9049279
5010001000 0i	3/10/2019	3/23/2019	1185	HEATHER N RICHARDSON	1251 Vacatio	281.35	9049279
5010001000 0i	3/10/2019	3/23/2019	1185	HEATHER N RICHARDSON	1252 Sick pa	70.34	9049279
				HEATHER N RICHARDSON		2,813.52	
5010001000 0i	3/10/2019	3/23/2019	7804	KEISHA L WRIGHT	/845 Total pa	0.00	9049279
5010001000 0i	3/10/2019	3/23/2019	7804	KEISHA L WRIGHT	1200 Regular	1,227.57	9049279
5010001000 0i	3/10/2019	3/23/2019	7804	KEISHA L WRIGHT	1251 Vacatio	32.09	9049279
5010001000 0i	3/10/2019	3/23/2019	7804	KEISHA L WRIGHT	1252 Sick pa	24.07	9049279
				KEISHA L WRIGHT		1,283.73	
5010001000 0i	3/10/2019	3/23/2019	28444	LINDA S STONE	1252 Sick pa	20.94	9049279
5010001000 0i	3/10/2019	3/23/2019	28444	LINDA S STONE	1252 Sick pa	31.41	9049279
5010001000 0i	3/10/2019	3/23/2019	28444	LINDA S STONE	1251 Vacatio	335.02	9049279
5010001000 0i	3/10/2019	3/23/2019	28444	LINDA S STONE	1251 Vacatio	20.94	9049279
5010001000 0i	3/10/2019	3/23/2019	28444	LINDA S STONE	1200 Regular	1,266.78	9049279
5010001000 0i	3/10/2019	3/23/2019	28444	LINDA S STONE	/845 Total pa	0.00	9049279
				LINDA S STONE		1,675.09	
5010001000 0i	3/10/2019	3/23/2019	19356	MARILYN F SMITH	/845 Total pa	0.00	9049279
5010001000 0i	3/10/2019	3/23/2019	19356	MARILYN F SMITH	1200 Regular	943.44	9049279
5010001000 0i	3/10/2019	3/23/2019	19356	MARILYN F SMITH	1251 Vacatio	119.80	9049279
5010001000 0i	3/10/2019	3/23/2019	19356	MARILYN F SMITH	1251 Vacatio	119.80	9049279
5010001000 0i	3/10/2019	3/23/2019	19356	MARILYN F SMITH	1251 Vacatio	14.98	9049279
				MARILYN F SMITH		1,198.02	
5010001000 0i	3/10/2019	3/23/2019	28472	VIRGINIA S DAVIS	1252 Sick pa	16.06	9049279
5010001000 0i	3/10/2019	3/23/2019	28472	VIRGINIA S DAVIS	1200 Regular	1,268.51	9049279
5010001000 0i	3/10/2019	3/23/2019	28472	VIRGINIA S DAVIS	/845 Total pa	0.00	9049279
				VIRGINIA S DAVIS		1,284.57	
						10,516.71	
Account Number	FOR period start date	For-period e	Personnel Number	Name of Employee or Applic	Wage Type L	Amount	Posting document
5010001900 S	3/10/2019	3/23/2019	52612	HAROLD J ENGSTROM	1163 60.00 S	120.00	9049279
				HAROLD J ENGSTROM		120.00	
5010001900 S	3/10/2019	3/23/2019	52614	IVAN HOFFMAN Jr	1163 60.00 S	120.00	9049279
				IVAN HOFFMAN Jr		120.00	
5010001900 S	3/10/2019	3/23/2019	111903	Mr. BRIAN J. MOORE	1163 60.00 S	60.00	9049279
				Mr. BRIAN J. MOORE		60.00	
5010001900 S	3/10/2019	3/23/2019	106621	Mr. DAVID B. BEASLEY	1163 60.00 S	60.00	9049279
				Mr. DAVID B. BEASLEY		60.00	
5010001900 S	3/10/2019	3/23/2019	122804	Mr. J. KYLE SALYER	1163 60.00 S	60.00	9049279
				Mr. J. KYLE SALYER		60.00	
5010001900 S	3/10/2019	3/23/2019	112945	Mr. THOMAS R. SCOTT	1163 60.00 S	60.00	9049279
				Mr. THOMAS R. SCOTT		60.00	
						480.00	

FY19 Period 1-9 March	Debit	Credit	Balance
1000236001 CJ ELS 0236 # 001	73,120.00	-73,120.00	0
1010103000 Petty Cash	200	-200	0
** Cash On Hand	73,320.00	-73,320.00	0
1100001000 Treasury	1,470,738.74	-377,277.32	1,093,461.42
1100001001 Treasury Outgoing	109,608.03	-111,588.90	-1,980.87
1100001003 Treasury EFT Out	2,998.25	-2,998.25	0
1100001005 Treasury Tnsfrs Out	266,896.64	-266,896.64	0
1100001006 Treasury Tnsfrs In	4,409.01	-4,409.01	0
* Cash Available to Spend	1,854,650.67	-763,170.12	1,091,480.55
1100001002 Treasury Incoming	76,559.41	-76,559.41	0
1100001004 Treasury EFT In	6,081,910.01	-6,081,910.01	0
* Deposits in Transit	6,158,469.42	-6,158,469.42	0
** Cash in State Treasury	8,013,120.09	-6,921,639.54	1,091,480.55
1100002000 Non-AASIS House Bank	8,933.00	-8,933.00	0
** Cash in Bank	8,933.00	-8,933.00	0
1120001000 Invest CD	314,044.85	-123,715.17	190,329.68
** Investments	314,044.85	-123,715.17	190,329.68
1130001000 Customer AR	1,000.00	-1,000.00	0
** Customer Receivables	1,000.00	-1,000.00	0
1140003100 Int Agy Due to/from	2,990.00	-2,990.00	0
1140003300 Payroll Fund DT/DF	266,585.46	-266,585.46	0
** Interfund Receivable	269,575.46	-269,575.46	0
1160001000 Accrued Interest	2,510.94	-2,510.94	0
** Accrued Income	2,510.94	-2,510.94	0
1190002000 PP Exp - Accrual Eng	2,530.00	-2,530.00	0
1190002500 PP Exp - YE Accruals	13,735.58	-13,735.58	0
** Pre-Paid Expenses	16,265.58	-16,265.58	0
1990110000 Land Improve (Mod)	69,366.19	0	69,366.19
1990130000 Buildings (Modified)	1,118,138.67	0	1,118,138.67
1990150000 Equipment (Modified)	27,733.97	-26,295.12	1,438.85
1990160000 Low Val Assets (Mod)	56,818.75	0	56,818.75
1991100000 AUC (Modified)	46,525.72	-46,525.72	0
** Modified Accrual Fixed Assets	1,318,583.30	-72,820.84	1,245,762.46
1991320000 Land Improv FullCAFR	69,366.19	0	69,366.19
1991321000 Land Improv(FContra)	0	-69,366.19	-69,366.19
1991340000 Buildings Full CAFR	1,118,138.67	0	1,118,138.67
1991341000 Buildings (F Contra)	0	-1,118,138.67	-1,118,138.67
1991360000 Equipment Full CAFR	37,928.00	-36,489.15	1,438.85
1991361000 Equip. F Contra CAFR	10,194.03	-37,928.00	-27,733.97
1991370000 Low Val Asset (Full)	56,818.75	0	56,818.75
1991371000 LVA (Full Contra)	0	-93,707.31	-93,707.31
1992100000 AC Dep Lnd Imp(Full)	0	-24,335.64	-24,335.64
1992300000 AC Dep Bldg(Full)	0	-244,531.45	-244,531.45
1992500000 AC Dep Equipmnt(Full)	29,700.58	-31,139.43	-1,438.85
1992600000 AC Dep LV Asset(Full)	0	-56,818.75	-56,818.75
** Full Accrual Fixed Assets	1,322,146.22	-1,712,454.59	-390,308.37
2110001000 Vendor AP	67,436.15	-67,436.15	0
2110001100 Vendor Accrued Liab	1,462.25	-1,462.25	0
2110001101 Other Govt AP	225	-225	0
2110001102 Local Govt AP	1,123.30	-1,123.30	0
2110002000 Employee AP	1,739.01	-1,739.01	0
2111001000 GRIR Clearing	1,291,380.97	-1,291,380.97	0
** Accounts Payable	1,363,366.68	-1,363,366.68	0
2110003000 Due To Other Funds	41,536.36	-41,536.36	0
2110004100 Inter Agency Due To	2,280.48	-2,280.48	0

** Interfund Due-To	43,816.84	-43,816.84	0
2112004000 Due to Other Gov.	137.3	-137.3	0
** Due to Other Governments	137.3	-137.3	0
2115006000 Acc Salary & Ben YE	12,610.94	-12,610.94	0
** Payroll Liability	12,610.94	-12,610.94	0
2120002300 UseSaleTax AP Offset	0	-3.73	-3.73
2120003091 02 Use Tax Payable	92.8	0	92.8
2120003099 Use Tax Payable Accr	28.58	-127.75	-99.17
** Due to Revenue	121.38	-131.48	-10.1
2130001100 Unearned Income	465,715.75	-465,715.75	0
** Unearned Revenues	465,715.75	-465,715.75	0
2115007000 Comp Ab Current	3,809.05	-3,809.05	0
2230002000 NC Accr Comp Absence	21,005.60	-21,005.60	0
** Accrued Leave	24,814.65	-24,814.65	0
3000000000 Fund Equity Clearing	933,099.93	-834,988.03	98,111.90
3000002000 Fund Balance	44.44	-325,169.00	-325,124.56
3000004000 Net Asset Restricted	13,328.56	0	13,328.56
3900000000 Batch Input-Asset Ld	27,887.50	-10,194.03	17,693.47
3902100000 Inv GFA Lnd Imp (Mod)	0	-69,366.19	-69,366.19
3902300000 Inv GFA Bldg (Mod)	0	-1,118,138.67	-1,118,138.67
3902500000 Inv GFA Equip (Mod)	26,295.12	-27,733.97	-1,438.85
3902600000 Inv GFA LVA(Modified)	0	-56,818.75	-56,818.75
** Fund Balance	1,000,655.55	-2,442,408.64	-1,441,753.09
4041002000 APPLICATION FEES	0	-116,150.00	-116,150.00
4041004000 OTH/CERTIFICATE FEE	0	-10	-10
4041005000 TESTING FEES	0	-1,500.00	-1,500.00
4041007000 RENEWAL FEE	320	-470,830.00	-470,510.00
4041028000 OTHER FEES	0	-3,450.00	-3,450.00
4041041000 REINSTATEMENT	0	-3,500.00	-3,500.00
** OR - Fees	320	-595,440.00	-595,120.00
4042001000 FINES	0	-500	-500
** OR - Fines and Penalties	0	-500	-500
4043002100 NBR LICENSE & PERMIT	2,990.00	-465,715.75	-462,725.75
** OR - Licenses and Permits	2,990.00	-465,715.75	-462,725.75
4049003000 INTEREST DISTRIB	0	-18,631.64	-18,631.64
4049003100 NBR Invest Earnings	134.94	0	134.94
4049007000 INTEREST CERT. DEP.	0	-761.09	-761.09
** OR - Investment Revenue	134.94	-19,392.73	-19,257.79
5010001000 00 Regular Salaries	214,871.20	0	214,871.20
5010001100 NBR - Personal Svs.	0	-10,253.96	-10,253.96
5010001600 NBR - Emp Benefits	0	-2,405.25	-2,405.25
5010001900 Stipends	2,160.00	0	2,160.00
5010005000 03 FICA & Medic Exp	14,688.90	0	14,688.90
5010006000 03 Ben Ins Exp HAL	22,680.00	0	22,680.00
5010006500 Agency Cost of ARCAP	1,947.08	0	1,947.08
5010007000 03 Retirement Exp	32,918.28	0	32,918.28
5010010000 03 Work Comp Prem Tx	105.43	0	105.43
5010091000 NBR-Comp Ab. Expense	0	-24,814.65	-24,814.65
** Salary Expense	289,370.89	-37,473.86	251,897.03
5020001000 Postage	225	0	225
5020002000 Telecomm Wired	1,930.79	0	1,930.79
5020003500 02 Connectivity	2,009.25	0	2,009.25
5020004000 Network Services Exp	764.74	0	764.74
5020004200 Internet Serv-Tech	6,335.63	0	6,335.63
5020004300 02 Server &Email Svc	1,502.45	0	1,502.45
5020005000 Freight	170.27	0	170.27

5020006000 NBR Com & Trans Com	10,381.28	-2,232.21	8,149.07
** Communication & Transp. of Commoditi	23,319.41	-2,232.21	21,087.20
5030001000 Printing	410.67	0	410.67
5030002000 Bind Copy Collate	4,055.94	0	4,055.94
5030004100 NBR Printing & Adv.	0	-213.74	-213.74
** Printing & Advertising	4,466.61	-213.74	4,252.87
5030005000 02-Bldg & Grds Maint	10,935.75	0	10,935.75
5030005100 Pest Control CI 02	379.32	0	379.32
5030008000 Office Equip Maint	209.28	0	209.28
** Repairing & Servicing	11,524.35	0	11,524.35
5040001000 Electricity	2,160.61	0	2,160.61
5040003000 Water & Sewage	1,123.30	-63.26	1,060.04
5040003100 02 Water	203.19	0	203.19
5040007000 Rent of Office Equip	2,398.62	0	2,398.62
5040008500 02 Rent-Data Proc Eq	847.5	0	847.5
5040011000 Other Rent & Leases	98.1	0	98.1
5040012000 NBR -Utilities & Ren	0	-345.01	-345.01
** Utilities & Rent	6,831.32	-408.27	6,423.05
5050001000 02 Mileage	3.86	0	3.86
5050004100 09 - Meals	197.92	0	197.92
5050004200 09 - Lodging	1,439.50	0	1,439.50
5050006000 09 Common Carrier	585.23	0	585.23
5050014000 09 Other Travel Exp	35	0	35
5050020100 02Bd Mmbr Trav Meals	435.43	0	435.43
5050020200 02Bd Mmbr Trav Lodg	2,439.86	0	2,439.86
5050020300 02Bd Mmbr Trav Other	90.35	0	90.35
5050020400 02BdMmbr Trvl Mileage	3,505.80	0	3,505.80
5050024000 NBR Travel/Sub CI 09	77.59	0	77.59
** Travel & Subsistence	8,810.54	0	8,810.54
5060001000 Professional Adm Fee	3,470.00	0	3,470.00
** Professional Services & Fees	3,470.00	0	3,470.00
5070001000 Surety Perform Bonds	29.73	0	29.73
5070003000 Bld Contents Ins	1,304.63	0	1,304.63
** Insurance & Bonds	1,334.36	0	1,334.36
5080002200 EFT PROCESSING FEES	23,586.55	0	23,586.55
5080006000 Assoc Member Dues	6,500.00	0	6,500.00
5080009000 Janitorial Service	4,424.40	0	4,424.40
5080014100 Recycling Services	221.12	0	221.12
5080029000 NBR - Other Exp, Svs	3,276.71	-1,040.80	2,235.91
** Other Expenses & Services	38,008.78	-1,040.80	36,967.98
5090006000 Office Supplies	1,403.17	-55.02	1,348.15
5090018000 Subscriptions Pubs	526.35	0	526.35
5090019000 Food Purchases	871.19	-0.45	870.74
5090022000 02-Kit,Jan,House Sup	423.62	-17.68	405.94
** Commodities, Materials & Supplies	3,224.33	-73.15	3,151.18
5110002000 02 Other Refunds	2,050.00	-75	1,975.00
** Refunds, Taxes & Claims	2,050.00	-75	1,975.00
5901020000 Depr Expense (Full)	31,500.56	0	31,500.56
** Depreciation/Amortization	31,500.56	0	31,500.56
6060003100 INTER XFER IN REBATE	0	-19.29	-19.29
** Transfers In/Out	0	-19.29	-19.29
6990001000 Prior Yr Warr Outlaw	0	-272.42	-272.42
** Prior Year Adjustment	0	-272.42	-272.42
*** BALANCE	14,678,094.62	-14,678,094.62	0

Arkansas State Board of Licensure
For
Professional Engineers And Professional Surveyors
623 Woodlane Drive, Little Rock, Arkansas
Agenda for May 7, 2019 Board meeting

1. 10:00 a.m. Call to order President Moore
2. Consent Agenda
 - a. Approve Minutes of March 12, 2019 meeting.
 - b. Conditionally licensed registrants
 - i. PE Comity and Temporary Permits (with Model Law Engineer qualifications)
 - ii. EI's & SI's
 - iii. COA's
 - c. Executive Director recommendations
3. Administrative Items
 - a. Financial Report for February 2019 and March 2019
 - b. Board Rules Committee Update
 - c. 92nd General Assembly
 - d. Transformation-Labor and Licensing Update
 - e. Review and approve Exam Consultants contract for FY2020
 - f. Establish passing/acceptable scores for April 2019 Arkansas State Specific Surveying Exam
4. Applicants/discuss applications lists
 - a. Applications recommended for discussion by the Executive Director and items removed from sections 2.b. and 2.c. of the consent agenda
 - b. Community Engineering Corps request COA waiver
5. Complaint Committee Report Grant Grigg
 - a. Complaint Status Report
 - b. Case Management Statistics
 - c. Complaint Committee Consent Agenda
 - d. CPC Audit information
6. Board Topics
 - a. Reminder NCEES 2019 Southern/Western Zone Meeting May 16-18, 2019 in Boise, Idaho
 - b. Next scheduled Board Meeting July 9, 2019 at 10:00 am
7. Other
 - a. Election of Officers
 - b. 2018-2019 Board Picture to be taken

Lunch will be served at approximately 12:00p.m.