

Arkansas State Board of Licensure
for Professional Engineers and Professional Surveyors
Minutes – May 8, 2018

A meeting of The Board was convened at 10:00 a.m. in the Board Room at 623 Woodlane Dr., Little Rock, Arkansas, by President Scott Bennett. Other Members present were Brian Moore, Rod Williams, David Beasley, J Kyle Salyer, Tom Scott, Ivan Hoffman, Dan Young and Jim Engstrom. Others attending included; Executive Director Heather Richardson, Asst. Executive Director Linda Stone, Chief Investigator Grant Grigg, Fiscal Support Analyst Keisha Wright, Agency Counsel Sara Farris, Asst. Attorney General, Connor Brown, PS Original applicant, and Richard Dahlgren, Counsel for Jones Engineering.

The Consent Agenda (Item 2) was reviewed and motion made (Beasley moved, Hoffman seconded) and carried to:

- a. Approve the Minutes of March 13, 2018.
- b. Ratify the attached lists of conditionally licensed P.E.'s, Temporary Permits (with Engineer Model Law Qualifications), E.I.'s, S.I.'s and C.O.A.'s, marked as 2.b.i., 2.b.ii., and 2.b.iii.
- c. Accept the Executive Director Recommendations of;

1) Approve for licensure:

Brenden A. Adams	PE
Marco Cano	PE
Chukwudi S Chukwu	PE, Subject to passing the PE Exam
James Harold Dreher	PE, Subject to passing the PE Exam
Caroline H. Gardner	PE, Subject to passing the PE Exam
Brian K. Gennings	PE, 11830 Reinstatement
Hani Makram Hanna	PE
Andric Paul Hofrichter	PE
Martin R. Ocon	PE
Renuka S Ranade	EI
Kevin M Reed	PE, Subject to passing the PE Exam
Cecilia R Robertson	PE
Joshua A Shaver	PE
Matthew W Stout	PE, Subject to passing the PE Exam
Derek T. Strause	PE, Subject to passing the PE Exam
Theodore Telisak	PE
Joseph D. Vistad	PE

The following administrative matters (Item 3) were discussed with action noted as needed:

Ms. Richardson presented the Financial Reports (Cash Fund, Revenue Reconciliations, Zwarrant Check Activity, Payroll Posting, and AASIS Trial Balance) for February and March 2018. Motion made (Williams moved, Scott seconded) and carried to accept the attached Reports as presented.

Motion made (Hoffman moved, Moore seconded) and carried to approve Richard Elgin's Arkansas Specific Surveying Exam Consultant Contract for the period July 1, 2018 – June 30, 2019.

Motion made (Beasley moved, Williams seconded) and carried to accept Dick Elgin's recommended passing scores for the April 2018 Arkansas State Specific Examination, as follows:

- Part I, set the acceptable score at 74 points and above.
- Part II, set the acceptable score at 97 points and above.

Member Beasley presented information on Canadian Accredited Programs and NCEES's Position Statement 13.

The 2018 DFA-Internal Audit Control Self-Assessment (CSA) Report was presented. Motion made (Hoffman moved, Salyer seconded) and carried to accept the report.

President Bennett appointed Member Salyer to serve on the Complaint Committee.

Ms. Farris, Asst. Attorney General, briefed the members regarding the fact that the Court of Appeals denied Connie Watkins motions in CV-16-903.

The Board discussed and acted upon the follow applicants (Item 4):

Connor G Brown, PS – presented his appeal and asked the Members to reconsider their July 2017 denial action.

Motion made (Hoffman moved, Beasley seconded) and carried to deny reconsideration (Beasley opposed).

Md Shahnoor Amin PE – Approve licensure, subject to passing the PE Exam, motion made (Beasley moved, Salyer seconded) and carried.

Jairo A Arana PE – (deferred from March 2018 meeting) Approve comity licensure, motion made (Williams moved, Beasley seconded) and carried.

Neil D Cable PE, 6376 – Approve reinstatement, motion made (Beasley moved, Scott seconded) and carried.

Janak R. Dhungana PE – Approve comity licensure, motion made (Beasley moved, Hoffman seconded) and carried.

Applicants Con'd:

- Warren R French PE – Approve comity licensure, motion made (Salyer moved, Beasley seconded) and carried.
- Kenneth L Johnson PS – Approve comity licensure, subject to passing the AR State Specific Exam, motion made (Hoffman moved, Moore seconded) and carried.
- Harry W Li PE – Deny comity licensure, motion made (Beasley moved, Hoffman seconded) and carried based upon not meeting the current nor prior Rules of the Board.
- Mark E Meade PS – Approve comity licensure, subject to passing the AR State Specific Exam, motion made (Hoffman moved, Williams seconded) and carried.
- Morteza A Shafii PE – Approve licensure, subject to passing the PE Exam, motion made (Salyer moved, Williams seconded) and carried (Moore opposed).
- John E Thorne-Thomsen PE – Approve comity licensure, motion made (Beasley moved, Moore seconded) and carried.
- Ross A Wilson PS – Deny comity licensure, subject to passing the AR State Specific Exam, motion made (Hoffman moved, Beasley seconded) and carried based upon not meeting the current nor prior Rules of the Board.

On behalf of the Complaint Committee (Item 5), Mr. Grigg presented the following:

- Status of Complaints (attached)
- Case Management Statistics
- Consent Agenda, motion made (Hoffman moved, Moore seconded) and carried (Salyer & Williams abstained) to dismiss case 2018-04 – Strobel v Butler.

The following Board Topics (Item 6) were discussed:

NCEES 2018 Southern Zone Meeting – Report. Member Hoffman was elected as Southern Zone Secretary – Treasurer.

Motion made (Engstrom moved, Scott seconded) and carried that funded delegates to the NCEES Annual Meeting in Scottsdale, AZ, would be Richardson, Hoffman, Moore, and Salyer (as a first time attendee).

Ms. Richardson updated the Members on the following:

- Act 781 of 2017 Sunset Rules
- Ikaso-Procurement Study Report and ALC Review Subcommittee
- Red Tape Reduction Working Group
- Occupational Licensing and Regulations Consortium
- Oklahoma Licensing Task Force Report

Next Board Meeting will be July 10, 2018 at 10:00 am

Election of Officers for FY19, motion made (Beasley moved, Hoffman seconded) and carried to elect Member Moore to be President. Further motion made (Moore moved, Hoffman seconded) and carried and Rod Williams will serve as Vice President.

Richard Dahlgren, Counsel for Jones Engineering, Inc., presented the firms request to waive the requirements for obtaining a Certificate of Authorization. Motion made (Hoffman moved, Engstrom seconded) and carried to table their request until the July meeting.


Business being thus concluded the meeting adjourned at 1:30 pm.



Scott Bennett, President

7-10-2018

Date



Heather Richardson, Executive Director

7-10-2018

Date

2.a.i - P.E.'s, Temporary Permits (with Model Law Qualifications), reapply due to 3 times fail exam, & reinstatements

PE #	Last	Middle Name	First	Type	Comity State	Temp #
18252	Buckner	Angela	Alsup	PE - C		201801
10640	Hopkins	Shannon	Dean	PE - O	Reinstatement	
14229	Haygood	Brian	Weston	PE - C	Reinstatement	
18171	Walker	Joshua	Ray	PE - C		
18172	Thurmond	Michael	Bret	PE - C		
18173	Hernandez	Joseph	D.	PE - C		
18174	Nanak	Matthew	J.	PE - C		
18175	Bailey	Michael	R.	PE - C		
18176	Beane	Gary	L.	PE - C		
18177	Napier	Aaron	Edward	PE - C		
18178	Matthews	Ryan	James	PE - C		
18179	Biersmith	Paul	F.	PE - C		
18180	Cottom	Jason	Edward	PE - C		
18181	Hansen	Justin	M.	PE - C		
18182	Lambert	Eugene	Louis	PE - C		
18183	Stafford	William	Legare Stanton	PE - C		
18198	Butler	Daniel	Thomas	PE - C		
18199	Nadvornik	Greg	L.	PE - C		
18200	Bhartiya	Himanshu	Kishore	PE - C		
18201	Kyle	Brandon	Lamount	PE - C		
18202	Reeder	Glenn	Lee	PE - C		
18203	Watson	Brad	Bailey	PE - C		
18204	Scott	Thomas	B.	PE - C		
18205	Ecker	Kevin	E.	PE - C		
18206	Wilson	Taylor		PE - C		
18207	De La Garza	Victor	J.	PE - C		
18208	Vuong	Ted	T.	PE - C		
18209	Robicheaux	Ryan	Matthew	PE - C		
18210	Craig	Steven	Arthur	PE - C		
18211	Pedicone	Stephen	T.	PE - C		
18212	Ranck	Matthew	Ivan	PE - C		
18213	Weinstein	Daniel	Micah	PE - C		
18214	Ross	Joseph	Anthony	PE - C		
18215	Sattler	Brian	Jeffrey	PE - C		
18216	Norstrom	James	M.	PE - C		
18217	Streeter	Chad	M.	PE - C		
18218	Bender	Daniel	W.	PE - C		
18219	Pacaro	Anthony	D.	PE - C		
18220	Phillips	Jordan	Daniel-Arthur	PE - C		
18221	Berg	Joel	W.	PE - C		
18222	Hefley	Allen	Joseph	PE - C		
18223	Chambers	Charles	Stanley	PE - C		
18224	Julkowski	Jason	Michael	PE - C		

Agenda Items 2.b.i., 2.b.ii., 2.b.iii.

18225	Rivers	Brian	M.	PE - C		
18226	Salter	Trent	N.	PE - C		
18227	Terrell	Michael	P.	PE - C		
18228	VanDoren	Danny	O.	PE - C		
18229	Cox	Bryan	R.	PE - C		
18230	Lowe	William	Ray	PE - C		
18231	Decoster	Nicholas	A.	PE - C		
18232	Pfefferkorn	Gabriel	P.	PE - C		
18233	Wassom	Courtney	Olivia	PE - C		
18234	Manns	Paul	Daniel	PE - C		
18235	Oshins	David	Keith	PE - C		
18236	Weaver	Janice	M.	PE - C		
18237	Wyrick	Keith	Lynn	PE - C		
18238	Fink	Eric	Michael	PE - C		
18239	Miller	Wesley	Daniel	PE - C		
18240	Sainato	Nicholas	Rolli	PE - C		
18241	Wiginton	Robert	Ray	PE - C		
18242	Stone	Ralph	S.	PE - C		
18243	Gandy	Robert	Francis	PE - C		
18244	Horos	David	R.	PE - C		
18245	Kano	Alexander		PE - C		
18246	Riley	John	H.	PE - C		
18247	Fazio	Salvatore	Francesco	PE - C		
18248	Isaacs	Gregory	J.	PE - C		
18249	Minor	Nathan	T.	PE - C		
18250	Perkinson	Randall	Melvin	PE - C		

2.a.ii - SI's & E.I's

Intern #	Last	Middle Name	First	Type
8829	Kaneza	Nice		EI
8830	Leavell	Spencer	C.	EI - S
8831	Uekman	Eugene	Anthony	EI
8832	Burciaga	Michael		EI
8833	Davis	Benjamin	George Martin	EI
8834	Phillips	William	Joseph	EI
8835	Carpenter	Adam	B.	EI
8838	Carroll	Zachary	Shawn	EI
8839	Fritcher	Brandon	Leigh	EI
8840	Mikles	Christopher	Taylor	EI
8841	Hays	Matthew	K.	EI
8842	Stratton	Joshua	Alan	EI
8843	Cormack	Shaun	B.	EI
8844	Voegele	Trevor	Pearson	EI
8845	Alghamdi	Osama	Mohammed	EI
8846	Bakewell	Andrew	R.	EI

Agenda Items 2.b.i., 2.b.ii., 2.b.iii.

8847	Self	Devin	Blakely	EI
------	------	-------	---------	----

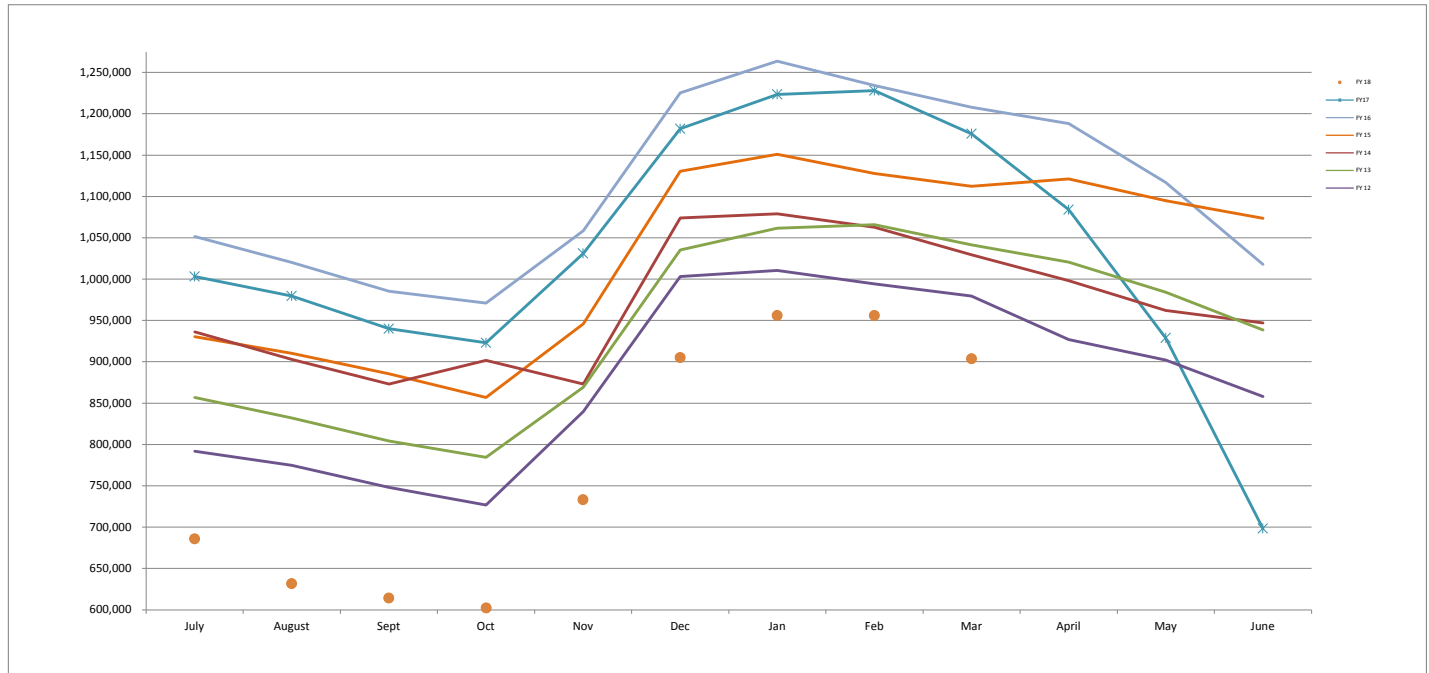
2.a.iii - COA's (Certificates of Authority)

COA #	Company Name	Address	City	State	Zip	Type	AR PE/PS in CHG
3375	Brucke Engineering PLLC	109 E Poplar Ave	Carrboro	NC	27510-1709	Engineering	Paul Brucke PE #18145
3376	RSP Architects, Ltd.	1220 Marshall St. NE	Minneapolis	MN	55413-1036	Engineering	Raymond Lewis PE #10682
3377	Armentrout Matheny Thurmond, P.C.	330 Research Drive, Suite A240	Athens	GA	30605-2750	Engineering	Michael Thurmond PE #18172
3378	McConnell Construction	85 Johnson Rd	Dover	AR	72837-8170	Engineering	Lindsey McConnell PE #16445
3379	Ghafari Associates, L.L.C,	17101 Michigan Avenue	Dearborn	MI	48126-2736	Engineering	Jeffrey Brown PE #11436
3380	Environmental Corporation of America	1375 Union Hill Industrial Ct., Ste. A	Alpharetta	GA	30004-5790	Engineering	Hector Acosta PE #18127
3381	Utility Lines Construction Services, LLC	206 Airport Road	Reserve	LA	70084-6948	Engineering	Ross Wiitanen PE #17490
3382	Arthur Engineering, LLC	1006 Millen Highway	Sylvania	GA	30467-2815	Engineering	William Arthur PE #18143
3383	Crow Paving, Inc.	#57 Foster Drive	Morrilton	AR	72110-4448	Engineering	Brian Rohlman PE #15667
3384	D'Amato, Conversano, Inc.	818 Stewart Street	Seattle	WA	98101-1479	Engineering	Mark Aden PE #10715
3385	Fink Roberts & Petrie, Inc.	9449 Priority Way W. Dr.	Indianapolis	IN	46240-6420	Engineering	Scott Rouse PE #18131
3386	Gullett and Associates, INC	7135 Office City Dr.	Houston	TX	77087-2700	Survey	Ronald Harris PS #1688
3387	MSA Professional Services, Inc.	13727 Noel Road, Tower II, Suite 20	Dallas	TX	75240-1338	Engineering	Jose Garcia PE #18133
3388	J.S. Held, LLC	2701 W. Busch Blvd., Ste. 200	Tampa	FL	33618-4578	Engineering	William Bracken PE #14354
3389	Commerce Construction Co. Inc.	695 N. 40th Street	Springdale	AR	72762-0602	Engineering	Bo Wilkins PE #14528
3390	Shangrila Ventures LLC	3111 Whitehaven Falls Ct	Katy	TX	77494-7428	Engineering	Janak Thapa PE #17771
3391	TRC Engineers, LLC	10 Maxwell Dr Ste 200	Clifton Park	NY	12065-2933	Engineering	Gary Beane PE #18176
3392	Wilbur L. Anderson, Inc.	320 W. 26th	San Angelo	TX	76903-2897	Engineering	Sean Gallagher PE #18158
3393	Borrel Engineering, LLC	406 North Monroe Street	Marksville	LA	71351-2356	Engineering	Rene Borrel PE #9756
3394	Sugarloaf Sales Engineering & Consulting, LLC	2 Yazoo Circle	Maumelle	AR	72113-6508	Engineering	Nicholas Moore PE #8535
3395	National Switchgear Systems North Texas, Inc	651 Franklin Street	Lewisville	TX	75057-2301	Engineering	Ryan Matthews PE #18178
3396	Polaris Forensics, Inc.	2901 N. Dallas Pkwy., Ste.320	Plano	TX	75093-0008	Engineering	Deepak Ahuja PE #13000
3397	Ally Energy Solutions	1125 Oak Street	Conway	AR	72032-4395	Engineering	Evan Bowers PE #17701
3398	BGC Engineering USA Inc.	710 10th Street	Golden	CO	80401-5835	Engineering	John Baker PE #18185
3399	Buckeye Engineering LLC	4500 Club House Dr	Marietta	GA	30066-2471	Engineering	Jason Hacker PE #17536
3400	Meridian Energy & Environment, LLC	1876 Raoul Wallenberg Blvd	Charleston	SC	29407-3537	Engineering	Timothy Owens PE #18193
3401	Troike-Rostedt Engineering INC	450 GRANT ST	AKRON	OH	44311-1103	Engineering	Brian Rostedt PE #14012

CI	Funds Ctr/CI Title	2018			Estm'd Salary Holding	FY18 Budgeted Amount	Monthly												Total Expenditures	Remaining Allotment less Commitments			
		Appropriation	Adjustment	Blocked			Adjusted Appropriation	July	August	September	October	November	December	January	February	March	April	May			June		
00	Salaries	270,147	0	0	270,147	270,147	19,026.02	19,075.20	27,262.81	19,715.18	18,375.23	20,507.92	21,207.90	21,227.89	31,121.84	-	-	-	-	-	-	197,519.99	72,627.01
01	Extra Help	12,000	0	0	12,000	12,000	708.54	57.80	-	-	-	-	-	-	-	-	-	-	-	-	-	766.34	11,233.66
03	Matching	91,744	0	0	91,744	91,744	6,899.50	6,747.34	8,596.23	6,939.39	6,586.15	7,117.02	7,370.38	7,172.11	9,443.13	-	-	-	-	-	-	66,871.25	24,872.75
02	Operating Expense	208,649	(3,000)	0	205,649	205,649	4,988.23	12,842.94	7,766.06	6,242.76	6,339.98	16,484.81	9,032.31	21,353.83	8,345.33	-	-	-	-	-	-	93,396.25	112,252.75
09	Travel	10,227	0	0	10,227	10,227	-	1,272.20	-	-	-	-	-	-	582.61	-	-	-	-	-	-	1,854.81	8,372.19
10	Prof. Fees	7,144	3,000	0	10,144	10,144	-	-	2,950.00	-	3,470.00	-	-	-	-	-	-	-	-	-	-	6,420.00	3,724.00
25	Char 25-Don't asg GL	0	141.25	0.00	141.25	141.25	0.00	-	-	-	-	-	-	-	-	-	-	-	-	-	-	-	141.25
Total		599,911	141.25	0.00	600,052	600,052	31,622.29	39,995.48	46,575.10	32,897.33	34,771.36	44,109.75	37,610.59	49,753.83	49,492.91	-	-	-	-	-	-	366,828.64	233,223.61
02	Operating Expense	0	28,529	0	28,529	28,529	-	24,065.00	-	-	-	-	-	-	-	-	-	-	-	-	-	24,065.00	4,464.00
10	Prof. Fees	0	8,021	0	8,021	8,021	-	1,552.23	-	-	-	-	-	-	-	-	-	-	-	-	-	1,552.23	6,468.77
5	Construction	0	0	0	0	0	-	-	-	-	-	-	-	-	-	-	-	-	-	-	-	-	-
857C Construction		-	36,550	-	36,550	36,550	-	25,617.23	-	-	-	-	-	-	-	-	-	-	-	-	-	25,617.23	10,932.77
** Total		599,911	36,691	-	636,602	636,602	31,622.29	65,612.71	46,575.10	32,897.33	34,771.36	44,109.75	37,610.59	49,753.83	49,492.91	-	-	-	-	-	-	392,445.87	244,156.38
																					Commitments	\$ 334.48	
																						\$ 243,821.90	

	July	August	Sept	Oct	Nov	Dec	Jan	Feb	Mar	April	May	June	Revenue year to date
AASIS Total w/Adjustments	17,970.00	19,980.00	20,480.00	16,295.00	173,800.00	250,710.00	42,950.00	25,235.00	18,395.00	-	-	-	\$585,815.00
4049003000 Interest-Treas	340.72	1,182.21	1,271.48	1,001.79	945.31	981.67	1,336.86	1,708.36	1,551.64	-	-	-	\$10,320.04
4049007000 Interest-CD's	43.73	98.71	-	-	143.02	-	44.28	98.85	-	-	-	-	\$428.59
Revenue:	18,354.45	21,260.92	21,751.48	17,296.79	174,888.33	251,691.67	44,331.14	27,042.21	19,946.64	-	-	-	\$596,563.63
Revenue/Expenditure	\$ (13,267.84)	\$ (44,351.79)	\$ (24,823.62)	\$ (15,600.54)	\$ 140,116.97	\$ 207,581.92	\$ 6,720.55	\$ (22,711.62)	\$ (29,546.27)	\$ -	\$ -	\$ -	\$204,117.76

1120001000 CD's Balance	189,044.68	189,143.39	189,143.39	189,143.39	189,286.41	189,286.41	189,330.69	189,330.69	189,429.54	-	-	-
Cash in State Treasury Fund Balance FY18	685,827.35	631,739.95	614,253.23	602,410.19	733,187.89	905,039.81	955,943.33	955,943.33	903,595.34	-	-	-
Cash in State Treasury Fund Balance FY17	1,003,210.91	979,538.39	939,922.11	922,966.65	1,031,004.94	1,181,890.40	1,223,465.37	1,227,862.29	1,175,864.69	1,084,029.62	928,996.58	698,343.92
Cash in State Treasury Fund Balance FY16	1,051,363.67	1,020,043.11	985,160.44	970,973.31	1,058,524.89	1,225,340.94	1,263,677.73	1,234,354.94	1,207,899.78	1,188,287.76	1,116,814.04	1,017,972.56
Cash in State Treasury Fund Balance FY15	930,434.09	910,304.89	885,550.00	857,008.56	946,010.48	1,130,574.19	1,150,879.53	1,127,630.93	1,112,401.97	1,121,157.49	1,095,000.01	1,073,722.38
Cash in State Treasury Fund Balance FY14	936,113.10	902,906.19	873,059.38	901,833.57	873,059.38	1,074,138.68	1,078,802.37	1,062,925.51	1,029,406.70	997,978.78	962,023.37	947,010.07
Cash in State Treasury Fund Balance FY13	856,824.56	832,025.98	804,146.45	784,629.37	869,350.59	1,035,446.38	1,061,635.32	1,065,694.66	1,041,365.09	1,020,708.32	984,184.68	938,483.10
Cash in State Treasury Fund Balance FY12	791,766.34	774,783.81	747,996.30	726,738.84	839,826.76	1,003,321.67	1,010,340.03	994,139.79	979,593.84	926,960.02	902,284.72	858,103.60



**Board of Licensure for Prof Engineers and Prof Surveyors (0236)
FY18 Revenue Reconciliation for the Month ending February 2018**

AASIS Revenue

	<u>Amounts</u>
Application Fees (4041002000)	\$ 12,475.00
Certificate Fees (4041004000)	\$ -
Testing Fees (4041005000)	\$ 300.00
Renewal Fees (4041007000)	\$ 9,705.00
Other Fees (4041028000)	\$ 300.00
Fines and Penalties (4042001000)	\$ 250.00
Reinstatement Fees (4041041000)	\$ 300.00
AASIS Total:	\$ 23,330.00

Adjustments

PELS current month receipts posted in AASIS in subsequent (+)	3,335.00
PELS prior month receipts posted in AASIS in current (-)	(1,430.00)
AASIS current month receipts reversed in subsequent	0.00
AASIS prior month receipts reversed in current	0.00
AASIS Balance Forward:	\$ 25,235.00

PELS receipts

Application Fees (4041002000)	\$ 13,725.00
Certificate Fees (4041004000)	\$ -
Testing Fees (4041005000)	\$ 400.00
Renewal Fees (4041007000)	\$ 10,260.00
Other Fees (4041028000)	\$ 300.00
Fines and Penalties (4042001000)	\$ 250.00
Reinstatement Fees (4041041000)	\$ 300.00
Misc Revenue (4047099000)	\$ -
PELS Balance Forward:	25,235.00

Overage/Shortage (AASIS Balance Forward / PELS Balance Forward): \$ -



Explanation for discrepancy:

Attachment: Financial Comparison AASIS to PELS: February 2018

The information on this schedule accurately reflects the cash receipts that have been received and deposited by this agency during the stated month. The total receipts and total deposits have been reconciled to AASIS.

All figures noted on this report have been verified by reviewing the deposit register and trial balance for the stated month. Any discrepancies have been investigated and resolved.

All receipt numbers and licenses issued have been accounted for. Any discrepancies have been investigated and resolved.

 Fiscal Support Analyst	3/7/2018 Date
 Executive Director	3/7/2018 Date

**Board of Licensure for Prof Engineers and Prof Surveyors (0236)
FY18 Revenue Reconciliation for the Month ending March 2018**

AASIS Revenue

Amounts

Application Fees (4041002000)	\$ 13,425.00
Certificate Fees (4041004000)	\$ -
Testing Fees (4041005000)	\$ 300.00
Renewal Fees (4041007000)	\$ 6,000.00
Other Fees (4041028000)	\$ 150.00
Fines and Penalties (4042001000)	\$ -
Reinstatement Fees (4041041000)	\$ 400.00
AASIS Total:	\$ 20,275.00

Adjustments

PELS current month receipts posted in AASIS in subsequent (+)	1,455.00
PELS prior month receipts posted in AASIS in current (-)	(3,335.00)
AASIS current month receipts reversed in subsequent	0.00
AASIS prior month receipts reversed in current	0.00
AASIS Balance Forward:	\$ 18,395.00

PELS receipts

Application Fees (4041002000)	\$ 12,575.00
Certificate Fees (4041004000)	\$ -
Testing Fees (4041005000)	\$ 200.00
Renewal Fees (4041007000)	\$ 5,070.00
Other Fees (4041028000)	\$ 150.00
Fines and Penalties (4042001000)	\$ -
Reinstatement Fees (4041041000)	\$ 400.00
Misc Revenue (4047099000)	\$ -
PELS Balance Forward:	\$ 18,395.00

Overage/Shortage (AASIS Balance Forward / PELS Balance Forward): \$ -



Explanation for discrepancy:

Attachment: Financial Comparison AASIS to PELS: **March 2018**

The information on this schedule accurately reflects the cash receipts that have been received and deposited by this agency during the stated month. The total receipts and total deposits have been reconciled to AASIS.

All figures noted on this report have been verified by reviewing the deposit register and trial balance for the stated month. Any discrepancies have been investigated and resolved.

All receipt numbers and licenses issued have been accounted for. Any discrepancies have been investigated and resolved.

 _____ Fiscal Support Analyst	4/10/2018 _____ Date
 _____ Executive Director	4/10/2018 _____ Date

FINANCIAL COMPARISON AASIS TO PELS

March 2018		AASIS					PELS			Reconciliation			
AASIS Code	GL Acct	totals	Current month receipts posted in subsequent	prior month receipts posted in current	Current month receipts reversed in subsequent	Prior month receipts reversed in current	AASIS Balance Forward	PELS Deposit Summary		PELS Balance Forward	AASIS Balance Forward	PELS Balance Forward	Overage /Shortage
255	4041002000	13,425.00	1,275.00	(2,125.00)	0.00	0.00	12,575.00	12,575.00		12,575.00	12,575.00	12,575.00	0.00
257	4041004000	0.00	0.00	0.00	0.00	0.00	0.00	0.00		0.00	0.00	0.00	0.00
258	4041005000	300.00	0.00	(100.00)	0.00	0.00	200.00	200.00		200.00	200.00	200.00	0.00
260	4041007000	6,000.00	180.00	(1,110.00)	0.00	0.00	5,070.00	5,070.00		5,070.00	5,070.00	5,070.00	0.00
281	4041028000	150.00	0.00	0.00	0.00	0.00	150.00	150.00		150.00	150.00	150.00	0.00
539	4041041000	400.00	0.00	0.00	0.00	0.00	400.00	400.00		400.00	400.00	400.00	0.00
284	4042001000	0.00	0.00	0.00	0.00	0.00	0.00	0.00		0.00	0.00	0.00	0.00
586	4047099000	0.00	0.00	0.00	0.00	0.00	0.00	0.00		0.00	0.00	0.00	0.00
		20,275.00	1,455.00	(3,335.00)	0.00	0.00	18,395.00	18,395.00	0.00	18,395.00	18,395.00	18,395.00	0.00

Reconciling items

4041002000 4041004000 4041005000 4041007000 4041028000 4041041000

PELS items	PELS post date	AASIS Doc #	applications	certificate	exams	renewals	Temp	Reinstate	Totals
Mar	3/29/2018	14586085	600				160		760
posted in	3/30/2018	52174134					20		20
Apr	03/30_31/2018	14586086	675						675
PELS receipts posted in Subsequent			1275	0	0	180	0	0	1455
Feb	2/26/2018	14581998	575				420		995
posted in	2/27/2018	14582000	1200		100		540		1840
Mar	2/28/2018	52171312	150						150
	2/28/2018	14582184	200				150		350
PELS receipts posted from prior			2125	0	100	1110	0	0	3335

weekend Total 1095.00

February FY18

Warrant	Pay Meth	Print Date	Reference	Vendor	Vendor Name	Source Doc	Doc Type	Cost Ctr	Assignment #	G/L Acct	Commitment Item	Warrant Amount	Invoice Amount	Line Amount	Cashed Date
PY		2/2/2018	ARKPR01362			7214048	YB	188230		5010001000	501:00:00	10,253.93	10,253.93	10,253.93	
PY		2/2/2018	ARKPR01362			7214048	YB	188230		5010001900	501:00:00	360.00	360.00	360.00	360.00
PY		2/2/2018	ARKPR01362			7214048	YB	188230		5010005000	501:00:03	709.54	709.54	709.54	
PY		2/2/2018	ARKPR01362			7214048	YB	188230		5010006500	501:00:03	104.05	104.05	104.05	
PY		2/2/2018	ARKPR01362			7214048	YB	188230		5010007000	501:00:03	1,512.45	1,512.45	1,512.45	
1810343636	W	2/6/2018	INV 57287	100178352	HORTICARE & ASSOCIATES INCORPORATIO	1004364468	KR	188210	10043644682018	5030005000	502:00:02	370.60	370.60	370.60	2/16/2018
1810344187	W	2/6/2018	INV 1520	600003585	NATIONAL COUNCIL OF EXAMINERS FOR	1004364471	KR	188210	10043644712018	5080006000	502:00:02	6,500.00	6,500.00	6,500.00	2/21/2018
1810344271	W	2/6/2018	ACC# 8030024305	800001526	CITY OF LITTLE ROCK	1004364476	KR	188210	10043644762018	5040003000	502:00:02	120.75	110.80	110.80	2/14/2018
1810344271	W	2/6/2018	ACC# 8030024304	800001526	CITY OF LITTLE ROCK	1004364482	KR	188210	10043644822018	5040003000	502:00:02	0.00	9.95	9.95	2/14/2018
1810344359	W	2/6/2018	AGENCY IN. FEB.	990610006	DEPARTMENT OF FINANCE AND ADMINISTR	1004364501	KR	188230	10043645012018	5010006000	501:00:03	2,520.00	2,520.00	2,520.00	2/21/2018
1810344752	W	2/6/2018	REFUND	W023601	Georgi Justin Hall	1004364491	KR	188210		5110002000	502:00:02	75.00	75.00	75.00	2/20/2018
1810372158	W	2/13/2018	INV 21886	100002077	BRW INCORPORATED CITIES	1004367009	KR	188210	10043670092018	5080009000	502:00:02	491.60	491.60	491.60	2/28/2018
1810372554	W	2/13/2018	INV 3443564	100075795	CLEAR MOUNTAIN REFRESHMENT SERVICE	1004367025	KR	188210	10043670252018	5040011000	502:00:02	10.90	10.90	10.90	2/22/2018
1810373863	W	2/13/2018	REFUND	W023601	Joshua Ray Walker	1004367044	KR	188210		5110002000	502:00:02	75.00	75.00	75.00	2/23/2018
1810372077	W	2/13/2018	MTG 02/07/2018	102370	IVAN L HOFFMAN JR	1004368207	KR	188210	10043682072018	5050020400	502:00:02	128.52	128.52	128.52	2/23/2018
1810372078	W	2/13/2018	MTG 02/07/2018	102753	RODNEY D WILLIAMS	1004368204	KR	188210	10043682042018	5050020400	502:00:02	166.32	166.32	166.32	2/23/2018
1810372084	W	2/13/2018	MTG 02/07/2018	106577	BRIAN J MOORE PE	1004368197	KR	188210	10043681972018	5050020400	502:00:02	166.32	166.32	166.32	
1810372085	W	2/13/2018	MTG 02/07/2018	106631	THOMAS R SCOTT III	1004368192	KR	188210	10043681922018	5050020400	502:00:02	9.16	9.16	9.16	
1810372087	W	2/13/2018	MTG 02/07/2018	107087	KYLE SALYER PE PS	1004368201	KR	188210	10043682012018	5050020400	502:00:02	129.36	129.36	129.36	2/28/2018
1810376817	W	2/15/2018	INV B0007426	9901350028	UNIVERSITY OF ARKANSAS	1004371444	KR	188210	10043714442018	5030002000	502:00:02	14.94	14.94	14.94	2/23/2018
1810383451	W	2/15/2018	REFUND	W023601	John H. Riley	1004371464	KR	188210		5110002000	502:00:02	75.00	75.00	75.00	2/27/2018
1820402693	A	2/22/2018	236021520180087	100099611	US BANK CPS	8037055651	ZY	188210	4246044555710080	5090006000	502:00:02	286.05	4.21-	3.73-	2/26/2018
1820402693	A	2/22/2018	236021520180087	100099611	US BANK CPS	8037055651	ZY	188210	4246044555710080	5090019000	502:00:02	0.00	0.00	0.48-	2/26/2018
1820402693	A	2/22/2018	236021520180088	100099611	US BANK CPS	8037055652	ZY	188210	4246044555710080	5020005000	502:00:02	0.00	290.26	13.84	2/26/2018
1820402693	A	2/22/2018	236021520180088	100099611	US BANK CPS	8037055652	ZY	188210	4246044555710080	5090006000	502:00:02	0.00	0.00	265.94	2/26/2018
1820402693	A	2/22/2018	236021520180088	100099611	US BANK CPS	8037055652	ZY	188210	4246044555710080	5090022000	502:00:02	0.00	0.00	10.48	2/26/2018
PY		2/16/2018	ARKPR01374			7219710	YB	188230		5010001000	501:00:00	10,253.96	10,253.96	10,253.96	
PY		2/16/2018	ARKPR01374			7219710	YB	188230		5010001900	501:00:00	360.00	360.00	360.00	
PY		2/16/2018	ARKPR01374			7219710	YB	188230		5010005000	501:00:03	709.56	709.56	709.56	
PY		2/16/2018	ARKPR01374			7219710	YB	188230		5010006500	501:00:03	104.05	104.05	104.05	
PY		2/16/2018	ARKPR01374			7219710	YB	188230		5010007000	501:00:03	1,512.46	1,512.46	1,512.46	
PT		2/21/2018	8036795771			10662220	ZE	188210		5090019000	502:00:02	76.10-	76.10-	76.10-	
PT		2/21/2018	8036795771			10662220	ZE	188210		5090022000	502:00:02	76.10	76.10	76.10	
1810421796	W	2/22/2018	INV 3442720	100075795	CLEAR MOUNTAIN REFRESHMENT SERVICE	1004374709	KR	188210	10043747092018	5040003100	502:00:02	17.66	17.66	17.66	3/6/2018
1810423532	W	2/22/2018	REFUND	W023601	Paul Biersmith	1004374696	KR	188210		5110002000	502:00:02	150.00	150.00	150.00	
1810421334	W	2/22/2018	INV 24154924	100003953	RICOH USA INC	51999903	RE	188210	519999032018	5030001000	502:00:02	167.24	167.24	167.24	3/6/2018
1810421711	W	2/22/2018	INV 325003741302	100061983	ENTERGY ARKANSAS INC	1004375174	KR	188210	10043751742018	5040001000	502:00:02	340.80	340.80	340.80	
1810422087	W	2/22/2018	INV DEC.-JAN.	100168992	ARKANSAS INFORMATION CONSORTIUM LLC	1004375164	KR	188210	10043751642018	5080002200	502:00:02	11,708.50	11,708.50	11,708.50	
1810423533	W	2/22/2018	REFUND	W023601	Spencer C. Leavell	1004375187	KR	188210		5110002000	502:00:02	50.00	50.00	50.00	
1810453998	W	2/27/2018	INV 2470	100033337	DFI ARCHITECTURAL SIGNS INC	51001799	RE	188210	510017992018	5090030000	502:00:02	163.10	163.10	98.10	
1810453998	W	2/27/2018	INV 2470	100033337	DFI ARCHITECTURAL SIGNS INC	51001799	RE	188210	510017992018	5080022000	502:00:02	0.00	0.00	65.00	
1810465959	W	2/28/2018	8030052.304	800001526	CITY OF LITTLE ROCK	1004377224	KR	188210	10043772242018	5040003000	502:00:02	137.01	9.95	9.95	
1810465959	W	2/28/2018	803-0024.305	800001526	CITY OF LITTLE ROCK	1004377231	KR	188210	10043772312018	5040003000	502:00:02	0.00	127.06	127.06	
												49,753.83	49,753.83	49,753.83	

March FY18

Warrant	Pay Meth	Print Date	Reference	Vendor	Vendor Name	Source Doc	Doc Type	Cost Ctr	Assignment #	G/L Acct	Commitment Item	Warrant Amount	Invoice Amount	Line Amount	Cashed Date
1810467522	W	3/1/2018	INV 9201-7016	9904700001	DEPARTMENT OF INFORMATION SYSTEMS	17030049	KG	188210	10043788972018	5020004300	502:00:02	942.33	455.00-	455.00-	3/13/2018
1810467522	W	3/1/2018	INV 9201-7016	9904700001	DEPARTMENT OF INFORMATION SYSTEMS	1004378897	KR	188210	10043788972018	5020003500	502:00:02	0.00	1,397.33	223.25	3/13/2018
1810467522	W	3/1/2018	INV 9201-7016	9904700001	DEPARTMENT OF INFORMATION SYSTEMS	1004378897	KR	188210	10043788972018	5040008500	502:00:02	0.00	0.00	87.50	3/13/2018
1810467522	W	3/1/2018	INV 9201-7016	9904700001	DEPARTMENT OF INFORMATION SYSTEMS	1004378897	KR	188210	10043788972018	5020002000	502:00:02	0.00	0.00	183.44	3/13/2018
1810467522	W	3/1/2018	INV 9201-7016	9904700001	DEPARTMENT OF INFORMATION SYSTEMS	1004378897	KR	188210	10043788972018	5020004200	502:00:02	0.00	0.00	665.00	3/13/2018

Agency 236 Fund NES0000 Fund Ctr 857

1810467522	W	3/1/2018	INV 9201-7016	9904700001	DEPARTMENT OF INFORMATION SYSTEMS	1004378897	KR	188210	10043788972018	5020004300	502:00:02	0.00	0.00	149.05	3/13/2018
1810467522	W	3/1/2018	INV 9201-7016	9904700001	DEPARTMENT OF INFORMATION SYSTEMS	1004378897	KR	188210	10043788972018	5020004000	502:00:02	0.00	0.00	89.09	3/13/2018
1810467727	W	3/1/2018	REFUND	W023601	Audubon Field Solutions, LLC	1004378510	KR	188210		5110002000	502:00:02	150.00	150.00	150.00	
	PY	3/2/2018	ARKPR01416			7225537	YB	188230		5010001000	501:00:00	10,253.95	10,253.95	10,253.95	
	PY	3/2/2018	ARKPR01416			7225537	YB	188230		5010005000	501:00:03	682.05	682.05	682.05	
	PY	3/2/2018	ARKPR01416			7225537	YB	188230		5010006500	501:00:03	104.05	104.05	104.05	
	PY	3/2/2018	ARKPR01416			7225537	YB	188230		5010007000	501:00:03	1,512.46	1,512.46	1,512.46	
1810491019	W	3/7/2018	INV 22037	100002077	BRW INCORPORATED CITIES	1004379682	KR	188210	10043796822018	5080009000	502:00:02	491.60	491.60	491.60	3/26/2018
1810491422	W	3/7/2018	INV 3456986	100075795	CLEAR MOUNTAIN REFRESHMENT SERVICE	1004379713	KR	188210	10043797132018	5040011000	502:00:02	10.90	10.90	10.90	3/14/2018
1810491677	W	3/7/2018	INV 57400	100178352	HORTICARE & ASSOCIATES INCORPORATIO	1004379672	KR	188210	10043796722018	5030005000	502:00:02	408.75	408.75	408.75	3/14/2018
1810492592	W	3/7/2018	AGENCY IN. MARCH	9906100006	DEPARTMENT OF FINANCE AND ADMINISTR	1004379697	KR	188230	10043796972018	5010006000	501:00:03	2,520.00	2,520.00	2,520.00	3/15/2018
1810474422	W	3/5/2018	INV N7026434	100167418	MAILFINANCE INC	51004377	RE	188210	510043772018	5040011000	502:00:02	214.45	214.45	214.45	3/14/2018
1810490970	W	3/7/2018	MTG NCEES 2018	2027984	LINDA S STONE	1004380922	KR	188210	0	5050006000	505:00:09	582.61	582.61	382.61	3/14/2018
1810490970	W	3/7/2018	MTG NCEES 2018	2027984	LINDA S STONE	1004380922	KR	188210	0	5050018000	505:00:09	0.00	0.00	200.00	3/14/2018
1810511457	W	3/13/2018	BOARD MTG 03/13	100133063	WANDA JEAN HARTLEY	1004386787	KR	188210	10043867872018	5090019000	502:00:02	97.00	97.00	97.00	4/2/2018
1810512174	W	3/13/2018	INV B0007609	9901350028	UNIVERSITY OF ARKANSAS	1004386711	KR	188210	10043867112018	5030002000	502:00:02	1,544.83	754.66	754.66	3/26/2018
1810512174	W	3/13/2018	INV B0007677	9901350028	UNIVERSITY OF ARKANSAS	1004386731	KR	188210	10043867312018	5030002000	502:00:02	0.00	790.17	790.17	3/26/2018
1820613340	A	3/22/2018	0236031520180085	100099611	US BANK CPS	8037434465	ZY	188210	4246044555710080	5090022000	502:00:02	282.09	36.29-	36.29-	3/26/2018
1820613340	A	3/22/2018	0236031520180086	100099611	US BANK CPS	8037434466	ZY	188210	4246044555710080	5020005000	502:00:02	0.00	318.38	21.23	3/26/2018
1820613340	A	3/22/2018	0236031520180086	100099611	US BANK CPS	8037434466	ZY	188210	4246044555710080	5090006000	502:00:02	0.00	0.00	137.66	3/26/2018
1820613340	A	3/22/2018	0236031520180086	100099611	US BANK CPS	8037434466	ZY	188210	4246044555710080	5090022000	502:00:02	0.00	0.00	159.49	3/26/2018
1810534389	W	3/19/2018	MTG 03/13/2018	102370	IVAN L HOFFMAN JR	1004387817	KR	188210	10043878172018	5050020200	502:00:02	253.14	253.14	110.40	3/27/2018
1810534389	W	3/19/2018	MTG 03/13/2018	102370	IVAN L HOFFMAN JR	1004387817	KR	188210	10043878172018	5050020100	502:00:02	0.00	0.00	12.75	3/27/2018
1810534389	W	3/19/2018	MTG 03/13/2018	102370	IVAN L HOFFMAN JR	1004387817	KR	188210	10043878172018	5050020400	502:00:02	0.00	0.00	129.99	3/27/2018
1810534390	W	3/19/2018	BOARD MTG 03/13	102753	RODNEY D WILLIAMS	1004387843	KR	188210	10043878432018	5050020400	502:00:02	166.32	166.32	166.32	3/28/2018
1810534392	W	3/19/2018	MTG 03/13/2018	106356	DAVID B BEASLEY	1004387835	KR	188210	10043878352018	5050020200	502:00:02	228.97	228.97	110.40	3/28/2018
1810534392	W	3/19/2018	MTG 03/13/2018	106356	DAVID B BEASLEY	1004387835	KR	188210	10043878352018	5050020300	502:00:02	0.00	0.00	10.00	3/28/2018
1810534392	W	3/19/2018	MTG 03/13/2018	106356	DAVID B BEASLEY	1004387835	KR	188210	10043878352018	5050020400	502:00:02	0.00	0.00	108.57	3/28/2018
1810534394	W	3/19/2018	BOARD MTG 03/13	106577	BRIAN J MOORE PE	1004387840	KR	188210	10043878402018	5050020200	502:00:02	278.19	278.19	110.40	
1810534394	W	3/19/2018	BOARD MTG 03/13	106577	BRIAN J MOORE PE	1004387840	KR	188210	10043878402018	5050020400	502:00:02	0.00	0.00	167.79	
1810534395	W	3/19/2018	MTG 03/13/2018	106631	THOMAS R SCOTT III	1004387825	KR	188210	10043878252018	5050020400	502:00:02	9.16	9.16	9.16	
1810534398	W	3/19/2018	MTG 03/13/2018	107087	KYLE SALYER PE PS	1004387810	KR	188210	10043878102018	5050020200	502:00:02	277.69	277.69	110.40	4/2/2018
1810534398	W	3/19/2018	MTG 03/13/2018	107087	KYLE SALYER PE PS	1004387810	KR	188210	10043878102018	5050020100	502:00:02	0.00	0.00	36.42	4/2/2018
1810534398	W	3/19/2018	MTG 03/13/2018	107087	KYLE SALYER PE PS	1004387810	KR	188210	10043878102018	5050020400	502:00:02	0.00	0.00	130.87	4/2/2018
1810534948	W	3/19/2018	INV 23795	100178352	HORTICARE & ASSOCIATES INCORPORATIO	1004387912	KR	188210	10043879122018	5030005000	502:00:02	76.30	76.30	76.30	3/26/2018
	PY	3/16/2018	ARKPR01417			7231223	YB	188230		5010001000	501:00:00	10,253.94	10,253.94	10,253.94	
	PY	3/16/2018	ARKPR01417			7231223	YB	188230		5010005000	501:00:03	682.00	682.00	682.00	
	PY	3/16/2018	ARKPR01417			7231223	YB	188230		5010006500	501:00:03	104.05	104.05	104.05	
	PY	3/16/2018	ARKPR01417			7231223	YB	188230		5010007000	501:00:03	1,512.46	1,512.46	1,512.46	
1810549923	W	3/19/2018	REFUND	W023601	Brenden Adams	1004388933	KR	188210		5110002000	502:00:02	75.00	75.00	75.00	3/28/2018
1810560015	W	3/22/2018	INV 3452199	100075795	CLEAR MOUNTAIN REFRESHMENT SERVICE	1004390453	KR	188210	10043904532018	5040003100	502:00:02	26.49	26.49	26.49	3/30/2018
1810569326	W	3/26/2018	INV 24289847	100003953	RICOH USA INC	51014931	RE	188210	24289847	5030001000	502:00:02	167.24	167.24	167.24	4/2/2018
1810569563	W	3/26/2018	INV 250003854620	100061983	ENTERGY ARKANSAS INC	1004392798	KR	188210	10043927982018	5040001000	502:00:02	250.14	250.14	250.14	
1810569745	W	3/26/2018	INV 2601734	100168992	ARKANSAS INFORMATION CONSORTIUM LLC	1004392805	KR	188210	10043928052018	5080002200	502:00:02	827.10	827.10	827.10	
1810570050	W	3/26/2018	ACC# 52304-24305	800001526	CITY OF LITTLE ROCK	1004392843	KR	188210	10043928432018	5040003000	502:00:02	90.14	90.14	90.14	4/2/2018
1810570119	W	3/26/2018	INV 19201-17016	9904700001	DEPARTMENT OF INFORMATION SYSTEMS	1004392785	KR	188210	10043927852018	5020003500	502:00:02	1,477.50	1,477.50	223.25	
1810570119	W	3/26/2018	INV 19201-17016	9904700001	DEPARTMENT OF INFORMATION SYSTEMS	1004392785	KR	188210	10043927852018	5040008500	502:00:02	0	0	87.5	
1810570119	W	3/26/2018	INV 19201-17016	9904700001	DEPARTMENT OF INFORMATION SYSTEMS	1004392785	KR	188210	10043927852018	5020002000	502:00:02	0	0	177.72	
1810570119	W	3/26/2018	INV 19201-17016	9904700001	DEPARTMENT OF INFORMATION SYSTEMS	1004392785	KR	188210	10043927852018	5020004200	502:00:02	0	0	760	
1810570119	W	3/26/2018	INV 19201-17016	9904700001	DEPARTMENT OF INFORMATION SYSTEMS	1004392785	KR	188210	10043927852018	5020004300	502:00:02	0	0	139.9	
1810570119	W	3/26/2018	INV 19201-17016	9904700001	DEPARTMENT OF INFORMATION SYSTEMS	1004392785	KR	188210	10043927852018	5020004000	502:00:02	0	0	89.13	
	PY	3/30/2018	ARKPR01354			7236842	YB	188230		5010001000	501:00:00	10,253.95	10,253.95	10,253.95	
	PY	3/30/2018	ARKPR01354			7236842	YB	188230		5010001900	501:00:00	360	360	360	
	PY	3/30/2018	ARKPR01354			7236842	YB	188230		5010005000	501:00:03	798.87	798.87	798.87	
	PY	3/30/2018	ARKPR01354			7236842	YB	188230		5010006500	501:00:03	14.73	14.73	14.73	
	PY	3/30/2018	ARKPR01354			7236842	YB	188230		5010007000	501:00:03	1,512.46	1,512.46	1,512.46	

49,492.91	49,492.91	49,492.91
-----------	-----------	-----------

5010001000 Regular Salaries Staff

Feb.-March

FY18

FOR period start date	For-period end date	Personnel Number	Name of Employee or Applicant	Wage Type Long Text	Amount	Posting document
1/28/2018	2/10/2018	84350	GRANT GRIGG	1200 Regular working time	1,875.62	8440189
		84350	GRANT GRIGG	/845 Total paid non-work	0.00	8440189
		84350	GRANT GRIGG	1251 Vacation pay	41.37	8440189
		84350	GRANT GRIGG	1252 Sick pay	13.79	8440189
		84350	GRANT GRIGG	1252 Sick pay	220.66	8440189
		84350	GRANT GRIGG	1252 Sick pay	55.17	8440189
			GRANT GRIGG		2,206.61	
		1185	HEATHER N RICHARDSON	/845 Total paid non-work	0.00	8440189
		1185	HEATHER N RICHARDSON	1200 Regular working time	2,413.56	8440189
		1185	HEATHER N RICHARDSON	1251 Vacation pay	68.96	8440189
		1185	HEATHER N RICHARDSON	1252 Sick pay	275.84	8440189
			HEATHER N RICHARDSON		2,758.36	
		7804	KEISHA L WRIGHT	1200 Regular working time	1,246.34	8440189
			KEISHA L WRIGHT		1,246.34	
		28444	LINDA S STONE	1200 Regular working time	1,463.66	8440189
		28444	LINDA S STONE	/845 Total paid non-work	0.00	8440189
		28444	LINDA S STONE	1252 Sick pay	162.63	8440189
			LINDA S STONE		1,626.29	
		19356	MARILYN F SMITH	1200 Regular working time	1,155.85	8440189
		19356	MARILYN F SMITH	/845 Total paid non-work	0.00	8440189
		19356	MARILYN F SMITH	1251 Vacation pay	7.27	8440189
			MARILYN F SMITH		1,163.12	
		28472	VIRGINIA S DAVIS	1200 Regular working time	1,080.92	8440189
		28472	VIRGINIA S DAVIS	/845 Total paid non-work	0.00	8440189
		28472	VIRGINIA S DAVIS	1252 Sick pay	47.00	8440189
		28472	VIRGINIA S DAVIS	1252 Sick pay	125.32	8440189
			VIRGINIA S DAVIS		1,253.24	
					10,253.96	

FOR period start date	For-period end date	Personnel Number	Name of Employee or Applicant	Wage Type Long Text	Amount	Posting document
2/11/2018	2/24/2018	84350	GRANT GRIGG	/845 Total paid non-work	0.00	8460339
		84350	GRANT GRIGG	1200 Regular working time	1,916.99	8460339
		84350	GRANT GRIGG	1211 Holiday premium	220.66	8460339
		84350	GRANT GRIGG	1251 Vacation pay	55.17	8460339
		84350	GRANT GRIGG	1251 Vacation pay	13.79	8460339
			GRANT GRIGG		2,206.61	
		1185	HEATHER N RICHARDSON	/845 Total paid non-work	0.00	8460339
		1185	HEATHER N RICHARDSON	1200 Regular working time	2,396.32	8460339
		1185	HEATHER N RICHARDSON	1211 Holiday premium	275.84	8460339
		1185	HEATHER N RICHARDSON	1252 Sick pay	86.20	8460339
			HEATHER N RICHARDSON		2,758.36	
		7804	KEISHA L WRIGHT	1200 Regular working time	1,106.13	8460339
		7804	KEISHA L WRIGHT	/845 Total paid non-work	0.00	8460339
		7804	KEISHA L WRIGHT	1250 Holiday pay	124.63	8460339
		7804	KEISHA L WRIGHT	1252 Sick pay	15.58	8460339
			KEISHA L WRIGHT		1,246.34	
		28444	LINDA S STONE	1211 Holiday premium	162.63	8460339
		28444	LINDA S STONE	1200 Regular working time	1,382.34	8460339
		28444	LINDA S STONE	/845 Total paid non-work	0.00	8460339
		28444	LINDA S STONE	1251 Vacation pay	30.49	8460339
		28444	LINDA S STONE	1252 Sick pay	50.82	8460339
			LINDA S STONE		1,626.28	
		19356	MARILYN F SMITH	1200 Regular working time	1,046.81	8460339
		19356	MARILYN F SMITH	/845 Total paid non-work	0.00	8460339
		19356	MARILYN F SMITH	1250 Holiday pay	116.31	8460339
			MARILYN F SMITH		1,163.12	
		28472	VIRGINIA S DAVIS	1250 Holiday pay	125.32	8460339
		28472	VIRGINIA S DAVIS	1200 Regular working time	1,127.92	8460339
		28472	VIRGINIA S DAVIS	/845 Total paid non-work	0.00	8460339
			VIRGINIA S DAVIS		1,253.24	
					10,253.95	

FOR period start date	For-period end date	Personnel Number	Name of Employee or Applicant	Wage Type Long Text	Amount	Posting document
2/25/2018	3/10/2018	84350	GRANT GRIGG	/845 Total paid non-work	0.00	8480336
		84350	GRANT GRIGG	1200 Regular working time	2,123.86	8480336
		84350	GRANT GRIGG	1251 Vacation pay	13.79	8480336
		84350	GRANT GRIGG	1251 Vacation pay	27.58	8480336
		84350	GRANT GRIGG	1251 Vacation pay	41.37	8480336
			GRANT GRIGG		2,206.60	
		1185	HEATHER N RICHARDSON	/845 Total paid non-work	0.00	8480336
		1185	HEATHER N RICHARDSON	1200 Regular working time	2,723.87	8480336
		1185	HEATHER N RICHARDSON	1252 Sick pay	34.48	8480336
			HEATHER N RICHARDSON		2,758.35	
		7804	KEISHA L WRIGHT	1200 Regular working time	1,152.87	8480336
		7804	KEISHA L WRIGHT	/845 Total paid non-work	0.00	8480336
		7804	KEISHA L WRIGHT	1251 Vacation pay	31.16	8480336
		7804	KEISHA L WRIGHT	1251 Vacation pay	38.95	8480336
		7804	KEISHA L WRIGHT	1252 Sick pay	23.37	8480336
			KEISHA L WRIGHT		1,246.35	
		28444	LINDA S STONE	/845 Total paid non-work	0.00	8480336
		28444	LINDA S STONE	1200 Regular working time	1,433.17	8480336
		28444	LINDA S STONE	1251 Vacation pay	30.49	8480336
		28444	LINDA S STONE	1251 Vacation pay	162.63	8480336
			LINDA S STONE		1,626.29	
		19356	MARILYN F SMITH	1251 Vacation pay	14.54	8480336
		19356	MARILYN F SMITH	1251 Vacation pay	116.31	8480336
		19356	MARILYN F SMITH	1252 Sick pay	79.96	8480336
		19356	MARILYN F SMITH	1252 Sick pay	116.31	8480336
		19356	MARILYN F SMITH	1252 Sick pay	116.31	8480336
		19356	MARILYN F SMITH	1252 Sick pay	116.31	8480336
		19356	MARILYN F SMITH	1252 Sick pay	116.31	8480336
		19356	MARILYN F SMITH	/845 Total paid non-work	0.00	8480336
		19356	MARILYN F SMITH	1200 Regular working time	603.37	8480336
			MARILYN F SMITH		1,163.11	
		28472	VIRGINIA S DAVIS	/845 Total paid non-work	0.00	8480336
		28472	VIRGINIA S DAVIS	1200 Regular working time	1,092.67	8480336
		28472	VIRGINIA S DAVIS	1252 Sick pay	58.75	8480336
		28472	VIRGINIA S DAVIS	1252 Sick pay	93.99	8480336
		28472	VIRGINIA S DAVIS	1252 Sick pay	7.83	8480336
			VIRGINIA S DAVIS		1,253.24	
					10,253.94	
3/11/2018	3/24/2018	84350	GRANT GRIGG	/845 Total paid non-work	0.00	8500088
		84350	GRANT GRIGG	1200 Regular working time	1,972.16	8500088
		84350	GRANT GRIGG	1251 Vacation pay	41.37	8500088
		84350	GRANT GRIGG	1251 Vacation pay	96.54	8500088
		84350	GRANT GRIGG	1252 Sick pay	96.54	8500088
			GRANT GRIGG		2,206.61	
		1185	HEATHER N RICHARDSON	/845 Total paid non-work	0.00	8500088
		1185	HEATHER N RICHARDSON	1200 Regular working time	1,930.85	8500088
		1185	HEATHER N RICHARDSON	1265 Birth Day	275.84	8500088
		1185	HEATHER N RICHARDSON	1252 Sick pay	275.84	8500088
		1185	HEATHER N RICHARDSON	1251 Vacation pay	275.84	8500088
			HEATHER N RICHARDSON		2,758.37	
		7804	KEISHA L WRIGHT	1200 Regular working time	1,246.34	8500088
			KEISHA L WRIGHT		1,246.34	
		28444	LINDA S STONE	1200 Regular working time	1,600.88	8500088
		28444	LINDA S STONE	/845 Total paid non-work	0.00	8500088
		28444	LINDA S STONE	1252 Sick pay	25.41	8500088
			LINDA S STONE		1,626.29	
		19356	MARILYN F SMITH	1251 Vacation pay	116.31	8500088
		19356	MARILYN F SMITH	/845 Total paid non-work	0.00	8500088
		19356	MARILYN F SMITH	1200 Regular working time	1,046.81	8500088
			MARILYN F SMITH		1,163.12	
		28472	VIRGINIA S DAVIS	/845 Total paid non-work	0.00	8500088
		28472	VIRGINIA S DAVIS	1200 Regular working time	595.29	8500088

28472	VIRGINIA S DAVIS	1251 Vacation pay	125.32	8500088
28472	VIRGINIA S DAVIS	1252 Sick pay	125.32	8500088
28472	VIRGINIA S DAVIS	1252 Sick pay	125.32	8500088
28472	VIRGINIA S DAVIS	1252 Sick pay	125.32	8500088
28472	VIRGINIA S DAVIS	1252 Sick pay	125.32	8500088
28472	VIRGINIA S DAVIS	1252 Sick pay	31.33	8500088

	VIRGINIA S DAVIS		1,253.22	
			10,253.95	

5010001900 Stipends

FOR period start date	For-period end date	Personnel Number	Name of Employee or Applicant	Wage Type Long Text	Amount	Posting document
1/28/2018	2/10/2018	86103	DAN C YOUNG	1163 60.00 Stipend Board/	60.00	8440189
			DAN C YOUNG		60.00	
			HAROLD J ENGSTROM	1163 60.00 Stipend Board/	60.00	8440189
			HAROLD J ENGSTROM		60.00	
			IVAN HOFFMAN Jr	1163 60.00 Stipend Board/	60.00	8440189
			IVAN HOFFMAN Jr		60.00	
			Mr. BRIAN J. MOORE	1163 60.00 Stipend Board/	60.00	8440189
			Mr. BRIAN J. MOORE		60.00	
			Mr. J. KYLE SALYER	1163 60.00 Stipend Board/	60.00	8440189
			Mr. J. KYLE SALYER		60.00	
			Mr. THOMAS R. SCOTT	1163 60.00 Stipend Board/	60.00	8440189
			Mr. THOMAS R. SCOTT		60.00	
					360.00	

FOR period start date	For-period end date	Personnel Number	Name of Employee or Applicant	Wage Type Long Text	Amount	Posting document
3/11/2018	3/24/2018	52612	HAROLD J ENGSTROM	1163 60.00 Stipend Board/	60.00	8500088
			HAROLD J ENGSTROM		60.00	
			IVAN HOFFMAN Jr	1163 60.00 Stipend Board/	60.00	8500088
			IVAN HOFFMAN Jr		60.00	
			Mr. BRIAN J. MOORE	1163 60.00 Stipend Board/	60.00	8500088
			Mr. BRIAN J. MOORE		60.00	
			Mr. DAVID B. BEASLEY	1163 60.00 Stipend Board/	60.00	8500088
			Mr. DAVID B. BEASLEY		60.00	
			Mr. J. KYLE SALYER	1163 60.00 Stipend Board/	60.00	8500088
			Mr. J. KYLE SALYER		60.00	
			Mr. THOMAS R. SCOTT	1163 60.00 Stipend Board/	60.00	8500088
			Mr. THOMAS R. SCOTT		60.00	
					360.00	

FY18 Period 1 - 9 (July - March)	Debit	Credit	Balance
1000236001 CJ ELS 0236 # 001	83,630.00	-83,630.00	0
1010103000 Petty Cash	200	-200	0
** Cash On Hand	83,830.00	-83,830.00	0
1100001000 Treasury	1,678,794.56	-770,927.64	907,866.92
1100001001 Treasury Outgoing	189,132.15	-193,403.73	-4,271.58
1100001003 Treasury EFT Out	2,519.13	-2,519.13	0
1100001005 Treasury Tnsfrs Out	242,662.50	-242,662.50	0
1100001006 Treasury Tnsfrs In	4,205.64	-4,205.64	0
* Cash Available to Spend	2,117,313.98	-1,213,718.64	903,595.34
1100001002 Treasury Incoming	83,879.41	-83,879.41	0
1100001004 Treasury EFT In	5,454,010.01	-5,454,010.01	0
* Deposits in Transit	5,537,889.42	-5,537,889.42	0
** Cash in State Treasury	7,655,203.40	-6,751,608.06	903,595.34
1100002000 Non-AASIS House Bank	8,933.00	-8,933.00	0
** Cash in Bank	8,933.00	-8,933.00	0
1120001000 Invest CD	314,373.71	-124,944.17	189,429.54
** Investments	314,373.71	-124,944.17	189,429.54
1130001000 Customer AR	1,500.00	-1,500.00	0
** Customer Receivables	1,500.00	-1,500.00	0
1140003100 Int Agy Due to/from	2,435.00	-2,435.00	0
1140003300 Payroll Fund DT/DF	242,381.05	-242,381.05	0
** Interfund Receivable	244,816.05	-244,816.05	0
1160001000 Accrued Interest	2,574.60	-2,574.60	0
** Accrued Income	2,574.60	-2,574.60	0
1190002000 PP Exp - Accrual Eng	2,530.00	-2,530.00	0
1190002500 PP Exp - YE Accruals	30,272.83	-30,272.83	0
** Pre-Paid Expenses	32,802.83	-32,802.83	0
1990110000 Land Improve (Mod)	69,366.19	0	69,366.19
1990130000 Buildings (Modified)	1,118,138.67	0	1,118,138.67
1990150000 Equipment (Modified)	27,733.97	-26,295.12	1,438.85
1990160000 Low Val Assets (Mod)	57,486.82	-11,934.36	45,552.46
1991100000 AUC (Modified)	132,883.27	-132,883.27	0
** Modified Accrual Fixed Assets	1,405,608.92	-171,112.75	1,234,496.17
1991320000 Land Improv FullCAFR	69,366.19	0	69,366.19
1991321000 Land Improv(FContra)	0	-69,366.19	-69,366.19
1991340000 Buildings Full CAFR	1,118,138.67	0	1,118,138.67
1991341000 Buildings (F Contra)	0	-1,118,138.67	-1,118,138.67
1991360000 Equipment Full CAFR	37,928.00	-36,489.15	1,438.85
1991361000 Equip. F Contra CAFR	10,194.03	-37,928.00	-27,733.97
1991370000 Low Val Asset (Full)	104,063.97	-58,511.51	45,552.46
1991371000 LVA (Full Contra)	46,980.28	-129,421.30	-82,441.02
1991420000 AUC (Full)	209,734.96	-209,734.96	0
1991421000 AUC (Full Contra)	158,500.50	-158,500.50	0
1992100000 AC Dep Lnd Imp(Full)	0	-19,736.78	-19,736.78
1992300000 AC Dep Bldg(Full)	0	-207,129.58	-207,129.58
1992500000 AC Dep Eqpmnt(Full)	29,700.58	-31,139.43	-1,438.85
1992600000 AC Dep LV Asset(Full)	11,934.46	-57,486.92	-45,552.46
** Full Accrual Fixed Assets	1,796,541.64	-2,133,582.99	-337,041.35
2110001000 Vendor AP	99,425.03	-99,425.03	0
2110001100 Vendor Accrued Liab	3,004.36	-3,004.36	0
2110001101 Other Govt AP	225	-225	0
2110001102 Local Govt AP	1,154.54	-1,154.54	0
2110001500 Contracts Year End	51,234.46	-51,234.46	0
2110002000 Employee AP	1,676.07	-1,676.07	0
2111001000 GRIR Clearing	1,305,843.90	-1,305,843.90	0
2111002000 GRIR YE Manual DFA	25,617.23	-25,617.23	0
** Accounts Payable	1,488,180.59	-1,488,180.59	0
2110003000 Due To Other Funds	49,398.07	-49,398.07	0
2110004100 Inter Agency Due To	5,686.72	-5,686.72	0
** Interfund Due-To	55,084.79	-55,084.79	0
2112004000 Due to Other Gov.	157.8	-157.8	0

** Due to Other Governments	157.8	-157.8	0
2115006000 Acc Salary & Ben YE	21,554.36	-21,554.36	0
** Payroll Liability	21,554.36	-21,554.36	0
2120002300 UseSaleTax AP Offset	0	-3.73	-3.73
2120003091 02 Use Tax Payable	92.8	0	92.8
2120003099 Use Tax Payable Accr	28.58	-127.75	-99.17
** Due to Revenue	121.38	-131.48	-10.1
2130001100 Unearned Income	894,218.75	-894,218.75	0
** Unearned Revenues	894,218.75	-894,218.75	0
2115007000 Comp Ab Current	5,954.99	-5,954.99	0
2230002000 NC Accr Comp Absence	34,950.65	-34,950.65	0
** Accrued Leave	40,905.64	-40,905.64	0
3000000000 Fund Equity Clearing	2,560,381.41	-2,360,479.85	199,901.56
3000002000 Fund Balance	44.44	-325,169.00	-325,124.56
3000004000 Net Asset Restricted	13,328.56	0	13,328.56
3900000000 Batch Input-Asset Ld	27,887.50	-10,194.03	17,693.47
3902100000 Inv GFA Lnd Imp (Mod	0	-69,366.19	-69,366.19
3902300000 Inv GFA Bldg (Mod)	0	-1,118,138.67	-1,118,138.67
3902500000 Inv GFA Equip (Mod)	26,295.12	-27,733.97	-1,438.85
3902600000 Inv GFA LVA(Modified	11,531.23	-57,083.69	-45,552.46
3902920000 Inv GFA AUC (Mod)	132,883.27	-132,883.27	0
** Fund Balance	2,772,351.53	-4,101,048.67	-1,328,697.14
4041002000 APPLICATION FEES	350	-111,400.00	-111,050.00
4041004000 OTH/CERTIFICATE FEE	0	-10	-10
4041005000 TESTING FEES	100	-3,300.00	-3,200.00
4041007000 RENEWAL FEE	870	-465,845.00	-464,975.00
4041028000 OTHER FEES	0	-3,150.00	-3,150.00
4041041000 REINSTATEMENT	0	-3,800.00	-3,800.00
** OR - Fees	1,320.00	-587,505.00	-586,185.00
4042001000 FINES	0	-1,000.00	-1,000.00
** OR - Fines and Penalties	0	-1,000.00	-1,000.00
4043002100 NBR LICENSE & PERMIT	1,170.00	-447,135.00	-445,965.00
** OR - Licenses and Permits	1,170.00	-447,135.00	-445,965.00
4049003000 INTEREST DISTRIB	0	-10,320.04	-10,320.04
4049003100 NBR Invest Earnings	99.45	0	99.45
4049007000 INTEREST CERT. DEP.	95.42	-524.01	-428.59
** OR - Investment Revenue	194.87	-10,844.05	-10,649.18
5010001000 00 Regular Salaries	195,179.99	0	195,179.99
5010001100 NBR - Personal Svs.	0	-9,158.75	-9,158.75
5010001600 NBR - Emp Benefits	0	-2,106.26	-2,106.26
5010001900 Stipends	2,340.00	0	2,340.00
5010002000 01 Extra Help Sal	766.34	0	766.34
5010005000 03 FICA & Medic Exp	13,354.39	0	13,354.39
5010006000 03 Ben Ins Exp HAL	22,680.00	0	22,680.00
5010006500 Agency Cost of ARCAP	1,846.78	0	1,846.78
5010007000 03 Retirement Exp	28,893.55	0	28,893.55
5010010000 03 Work Comp Prem Tx	96.53	0	96.53
5010091000 NBR-Comp Ab. Expense	0	-20,245.08	-20,245.08
** Salary Expense	265,157.58	-31,510.09	233,647.49
5020001000 Postage	694.42	0	694.42
5020002000 Telecomm Wired	1,775.03	0	1,775.03
5020003500 02 Connectivity	1,687.33	0	1,687.33
5020004000 Network Services Exp	709.5	0	709.5
5020004200 Internet Serv-Tech	10,392.50	0	10,392.50
5020004300 02 Server &Email Svc	1,664.05	-455	1,209.05
5020005000 Freight	99.95	0	99.95
5020006000 NBR Com & Trans Com	11,176.94	-4,208.99	6,967.95
** Communication & Transp. of Commod	28,199.72	-4,663.99	23,535.73
5030001000 Printing	1,902.53	0	1,902.53
5030002000 Bind Copy Collate	4,100.32	0	4,100.32
** Printing & Advertising	6,002.85	0	6,002.85
5030005000 02-Bldg & Grds Maint	5,372.64	0	5,372.64

5030005100 Pest Control CI 02	420.74	0	420.74
5030012000 02 - Vehicle Maint	7.58	-7.58	0
5030021000 NBR - Repair & Serv.	24,065.00	0	24,065.00
** Repairing & Servicing	29,865.96	-7.58	29,858.38
5040001000 Electricity	2,551.74	0	2,551.74
5040003000 Water & Sewage	1,154.54	0	1,154.54
5040003100 02 Water	198.57	0	198.57
5040008500 02 Rent-Data Proc Eq	1,199.08	0	1,199.08
5040011000 Other Rent & Leases	1,236.66	-71.48	1,165.18
5040012000 NBR -Utilities & Ren	0	-707.7	-707.7
** Utilities & Rent	6,340.59	-779.18	5,561.41
5050001000 02 Mileage	92.15	0	92.15
5050004100 09 - Meals	86.67	0	86.67
5050004200 09 - Lodging	725.04	0	725.04
5050006000 09 Common Carrier	765.2	0	765.2
5050010000 09 Ground Transport	42.9	0	42.9
5050014000 09 Other Travel Exp	35	0	35
5050018000 09 Conf Seminar Fees	200	0	200
5050020100 02Bd Mmbr Trav Meals	415.79	0	415.79
5050020200 02Bd Mmbr Trav Lodg	2,059.49	0	2,059.49
5050020300 02Bd Mmbr Trav Other	77.96	0	77.96
5050020400 02BdMbr Trvl Mileage	4,218.96	0	4,218.96
5050024000 NBR Travel/Sub CI 09	335.92	0	335.92
** Travel & Subsistence	9,055.08	0	9,055.08
5060001000 Professional Adm Fee	6,420.00	0	6,420.00
5060016000 NBR PROSVS & FEES	1,552.23	0	1,552.23
5080015000 02 MiscTech SrvNonIT	90	0	90
** Professional Services & Fees	8,062.23	0	8,062.23
5070001000 Surety Perform Bonds	23.36	0	23.36
5070003000 Bld Contents Ins	923.31	0	923.31
** Insurance & Bonds	946.67	0	946.67
5080001000 M&R Service Fees	100.94	0	100.94
5080002200 EFT PROCESSING FEES	22,973.90	0	22,973.90
5080006000 Assoc Member Dues	6,500.00	0	6,500.00
5080009000 Janitorial Service	4,330.66	0	4,330.66
5080014100 Recycling Services	247.61	0	247.61
5080022000 Other Expenses Svc	242.13	0	242.13
5080029000 NBR - Other Exp, Svs	3,276.71	-1,087.80	2,188.91
** Other Expenses & Services	37,671.95	-1,087.80	36,584.15
5090006000 Office Supplies	1,715.38	-237.98	1,477.40
5090006100 02 Furnish/Accessory	1,083.19	-231.24	851.95
5090016000 Shop Indust Supps	2,478.66	0	2,478.66
5090018000 Subscriptions Pubs	422.21	0	422.21
5090019000 Food Purchases	1,015.34	-78.41	936.93
5090022000 02-Kit,Jan,House Sup	1,072.60	-165.76	906.84
5090030000 Other Comm Mat Supp	98.1	0	98.1
5900004000 LVA Exp (Modified)	6,614.78	0	6,614.78
5901070000 LVA Exp Full	6,614.78	0	6,614.78
** Commodities, Materials & Supplies	21,115.04	-713.39	20,401.65
5110002000 02 Other Refunds	2,830.00	-150	2,680.00
** Refunds, Taxes & Claims	2,830.00	-150	2,680.00
5900003200 NBR - Capital Outlay	0	-25,617.23	-25,617.23
** Capital Outlay	0	-25,617.23	-25,617.23
5901020000 Depr Expense (Full)	31,500.56	0	31,500.56
** Depreciation/Amortization	31,500.56	0	31,500.56
6060007200 M & R Transfers In	0	-177.25	-177.25
** Transfers In/Out	0	-177.25	-177.25
6990001000 Prior Yr Warr Outlaw	0	-15	-15
** Prior Year Adjustment	0	-15	-15
*** BALANCE	17,268,192.09	-17,268,192.09	0

STATUS OF COMPLAINTS

As of April 12, 2018

Meeting Date: May 8, 2018

Agenda Item: 5a

Case 2017-09 In the Matter of Druding v Hall Complaint received on August 31, 2017 alleging negligence in the practice of Engineering, inquiry letter sent on September 6, 2017. **Answer received October 15, 2017**

Case 2017-10 In the Matter of Smith v Sullivan Complaint received on September 21, 2017 alleging negligence in the practice of Surveying, inquiry letter sent on September 21, 2017. **Answer Received Nov 27, 2017**

Case 2018-01 In the Matter of Hamilton v Johnson

Complaint received on June 13, 2017, alleging unlicensed practice of Engineering, Inquiry letter sent on January 30, 2018 **Complaint letter returned, waiting on answer**

Case 2018-02 In the Matter of Corbitt v Spencer

Complaint received on February 27, alleging unlicensed practice of Engineering, Inquiry letter sent on January 30, 2018. **Answer Received April 2, 2018**

Case 2018-03 In the Matter of Thacker v Kittler

Complaint received on March 2, 2018 alleging negligence in the practice of Surveying, inquiry letter sent on March 2, 2018. **Answer Received March 21, 2018**

Case 2018-04 In the Matter of Strobel v Butler

Complaint received on March 23, 2018 alleging negligence in the practice of Surveying, inquiry letter sent on March 23, 2018. **Answer Received April 9, 2018**

Arkansas State Board of Licensure
For
Professional Engineers And Professional Surveyors
623 Woodlane Drive, Little Rock, Arkansas
Agenda for May 8, 2018 Board meeting

1. 10:00 a.m. Call to order President Bennett
2. Consent Agenda
 - a. Approve Minutes of March 13, 2018 meetings.
 - b. Conditionally licensed registrants
 - i. PE Comity and Temporary Permits (with Model Law Engineer qualifications)
 - ii. EI's & SI's
 - iii. COA's
 - c. Executive Director recommendations
3. Administrative Items
 - a. Financial Report for February 2018 and March 2018.
 - b. Approve Arkansas Specific Surveying Exam Consultant contract-Elgin
 - c. Establish passing/acceptable score for April 2018 Arkansas State Specific Surveying Examination
(if available)
 - d. NCEES Position Statement 13-Canadian Accredited Programs Dr. Dave Beasley
 - e. DFA-Internal Audit Control Self-Assessment (CSA) Report
 - f. Complaint Committee Appointment
 - g. Arkansas Attorney General's Report Sara Farris
4. Applicants/discuss applications lists
 - a. Jones Engineering-Request Letter for Waiver
 - b. Brown Reconsider PS Application
 - c. Applications recommended for discussion by the Executive Director and items removed
from sections 2.b. and 2.c. of the consent agenda. (Sara Farris-Arana Application)
5. Complaint Committee Report Grant Grigg
 - a. Complaint Status Report
 - b. Case Management Statistics
 - c. Complaint Committee Consent Agenda
 - d. CPC Audit information
6. Board Topics
 - a. NCEES 2018 Southern Zone Meeting-Report
 - b. NCEES Funded Delegates to the Annual Meeting in Scottsdale, AZ
 - c. Legislative Update- Act 781 of 2017-Sunset Rules
 - d. Next scheduled Board Meeting July 10, 2018 at 10:00 am
7. Other
 - a. Election of Officers
 - b. 2017-2018 Board Picture to be taken

Lunch will be served at approximately 11:30 a.m.