

Arkansas State Board of Licensure
for Professional Engineers and Professional Surveyors
Minutes – January 9, 2018

A meeting of The Board was convened at 10:04 a.m. in the Board Room at 623 Woodlane Dr, Little Rock, Arkansas, by Vice President Brian Moore. Other Members present were Rod Williams, David Beasley, Jim Engstrom, J Kyle Salyer, Tom Scott, and Dan Young (Bennett and Hoffman absent). Others attending included Executive Director Heather Richardson, Chief Investigator Grant Grigg, Fiscal Support Analyst Keisha Wright, and Agency Counsel Sara Farris, Asst. Attorney General.

The Consent Agenda (Item 2) was reviewed and motions were made as follows:

- a. Minutes of November 14, 2017, approved by motion made (Beasley moved, Young seconded) and carried.
- b. Conditionally licensed P.E.'s, Temporary Permits (with Engineer Model Law Qualifications), E.I.'s, S.I.'s and C.O.A.'s, marked as 2.b.i., 2.b.ii., and 2.b.iii. Attached lists ratified by motion made (Beasley moved, Williams seconded) and carried.
- c. Executive Director Recommendations;
 - 1) Approve for Licensure, motion made (Williams moved, Salyer seconded) and carried:

Kayleigh Michelle Boone	PE, Subject to passing the PE Exam
Melana Jae Cotton	PE, Subject to passing the PE Exam
Randy A. Deatherage	PE
Joshua Edward Filipek	PE, Subject to passing the PE Exam
Paul Tristan De Joya Halum	PE
William Hunter Lake	PE, Subject to passing the PE Exam
Benjamin Paul Lensing	PE, Subject to passing the PE Exam
Christopher Paul Morris	PE, Subject to passing the PE Exam
Dustin M. Morris	PE, Subject to passing the PE Exam
Robert Duane Pavel	PE
Senthilnath S. Puliyadi	PE
Brandon Lee Richardson	PE, Subject to passing the PE Exam
Jose Alcala Rodriguez	PE
Benjamin M. Taylor	PE
Yuanqing Wei	PE
 - 2) Deny, motion made (Williams moved, Salyer seconded) and carried:
Charles Van Flaherty PE Comity does not meet the current nor prior Rules of the Board.

The following administrative matters (Item 3) were discussed with action noted as needed:

- a. Mrs. H. Richardson presented Financial Reports (Cash Fund, Revenue Reconciliations, Zwarrant Check Activity, Payroll Posting, and AASIS Trial Balance) for October and November 2017, motion was made (Beasley moved, Scott seconded) and carried to accept the attached Reports as presented.
- b. Staff reminded Members that their Annual Statement of Financial Interest is due by January 31, 2018. Engstrom requested that reminders be emailed regarding when the report is due.
- c. Motion was made (Williams moved, Salyer seconded) and carried to reimburse Board Members (and our Asst. Attorney General) for expenses related to travel and to pay for Board Meeting lunches and \$60 stipends as per the guidelines of A.C.A. §25-16-901 et seq.
- d. Ms. Farris, Asst. Attorney General, briefed the members regarding Connie Watkins and the fact that she is still waiting on the Court of Appeals Decision CV-16-903

The Board discussed and acted upon the follow applicants (Item 4):

- Maurice D. Cavitt PE – Approve for licensure, subject to passing the PE Exam, motion made (Williams moved, Engstrom, seconded) and carried.
- Desire Chedjieu PE – Approve comity licensure, subject to passing the PE Exam, motion made (Beasley moved, Engstrom seconded) and carried.
- Douglas Pickett Cruse PS – Approve comity licensure, subject to passing the AR State Specific Exam, motion made (Salyer moved, Beasley seconded) and carried.
- Pablo Del Monte Vicente PE – Deny licensure, motion made (Engstrom moved, Salyer seconded) and carried (Beasley, Scott opposed) based upon not meeting the current Rules of the Board.
- Alfred J. Kesler PS – Approve comity licensure, subject to passing the AR State Specific Exam, motion made (Williams moved, Beasley seconded) and carried.

Applicants Con'd:

- Kevin Michael Moore PE – Approve licensure, subject to passing the PE Exam, motion made (Williams moved, Salyer seconded) and carried (Young opposed).
- Ashwin Mupparapu PE – Approve comity licensure, motion made (Beasley moved, Williams seconded) and carried.
- Nileshkumar Atmaram Patel PE – Approve comity licensure, motion made (Beasley moved, Williams seconded) and carried.
- Leonard C. Quick PE – Approve comity licensure, motion made (Beasley moved, Salyer seconded) and carried.
- Thomas Norbert Rothermich PE - Approve comity licensure, motion made, (Williams moved, Beasley seconded) and carried.
- Eric Alan Trentmann PS – Approve comity licensure, subject to passing the AR State Specific Exam, motion made (Beasley moved, Williams seconded) and carried.
- Morgan McKinnley Welch PE – Approve licensure, subject to passing the PE Exam, motion made (Williams moved, Beasley seconded) and carried.
- Jason Robert Williams PE – Approve comity licensure, motion made (Beasley moved, Engstrom seconded) and carried.

On behalf of the Complaint Committee (Item 5), Mr. Grigg presented the following:

- Status of Complaints (attached)
- Case Management Statistics
- 2017-04 In the Matter of Board v McMillen, PS 1430. Hearing scheduled for January 9 was continued. Ms. Faris presented a Consent Agreement, which contained a 5 year license suspension and before any reinstatement request would be considered, an Administrative Hearing must take place. Motion was made (Engstrom moved, Williams seconded) and carried (Scott opposed, Moore abstained) to accept the Consent Agreement as presented.

The following Board Topics (Item 6) were discussed:


- Report and vote for funded delegates to the NCEES 2018 Southern Zone Meeting. Heather Richardson, Ivan Hoffman, and David Beasley, were nominated to be funded delegates by motion made (Williams moved, Salyer seconded) and carried.
- Upcoming 2018 Board Meetings were set for February 7 at 1:00 p.m. and March 13 at 10:00 am by motion made (Beasley moved, Scott seconded) and carried.

Business being thus concluded the meeting adjourned at 11:25 am and reconvened for the Open House at 2:30 pm.



Brian Moore, Vice President

3-13-2018
Date



Heather Richardson, Executive Director

3-13-2018
Date

2.a.i - P.E.'s, Temporary Permits (with Model Law Qualifications), reapply due to 3 times fail exam, & reinstatements

PE #	Last	Middle Name	First	Type	Comity State	Temp #
8412	Rogers	James	Michael	PE - C	Reinstatement	
17951	Basinger	Clark	A.	PE - C		
17952	Bramer	Mark	Clinton	PE - C		
17953	Chandler	Dean	Way	PE - C		
17954	Courtemanche	David	J.	PE - C		
17955	Eaton	Howard	John	PE - C		
17956	Gudenkauf	Adam	John	PE - C		
17957	Reneau	Christopher	Lynn	PE - C		
17958	Rinehart	Adam	Daniel	PE - C		
17959	Roth	Michele	Francom	PE - C		
17960	Showunmi	Peter	T.	PE - C		
17961	Smith	Jason	Elwood	PE - C		
17962	Vaughn	Cory	Justin	PE - C		
17963	Baehr	Robert	G.	PE - C		
17964	Brooks	David	M.	PE - C		
17965	Browning	Jesse	Robert	PE - C		
17966	Melfi	David	J.	PE - C		
17967	Stubstad	William	Brent Eugene	PE - C		
17968	Berglund	Evan	Matthew	PE - C		
17969	Ostervold	Lars	Berent	PE - C		
17970	Sander	Douglas	E.	PE - C		
17971	Ward	Charles	Edward	PE - C		
17990	White	Thomas	Scott	PE - C		
17991	Cleveland	Robert	Grant	PE - C		
17992	Parker	Patrick	Owen	PE - C		
17993	Perdue	Thomas	A.	PE - C		
17994	Sanderson	Eric	P.	PE - C		
17995	Walls	Richard	Joseph	PE - C		
17996	Burton	Timothy	Dustin	PE - C		
17997	Frericks	Jason	Lee	PE - C		
17998	Harris	Marc	T.	PE - C		
17999	Johnson	Andrew	T.	PE - C		
18000	Terich	Timothy	Thomas	PE - C		
18001	Offill	Randy	W.	PE - C		
18002	Haley	John	Allen	PE - C		
18003	Millward	Anthony	A.	PE - C		
18004	Engel	Michael	Vernon	PE - C		
18005	Tan	V.	Andrew	PE - C		
18006	Zuendt	Alexander	F.	PE - C		
18007	Beitel	Charles	Ralph	PE - C		
18008	Ray	Robert	M.	PE - C		
18009	Fulton	Benjamin	James	PE - C		
18010	White	Wynn	Lee	PE - C		
18011	Martin	Brian	Lee	PE - C		
18012	Esch	Bradley		PE - C		
18013	Fischer	Benjamin	L.	PE - C		

Agenda Items 2.b.i., 2.b.ii., 2.b.iii.

18014	Gump	Gerald	B.	PE - C		
18061	Zoby	Paul	Anthony	PE - C		
18062	Klaiman	Jeffrey	Mark	PE - C		
18063	Feld	Jonathan	David	PE - C		
18064	Taylor	Nicholas	Scott	PE - C		
18065	Abbott	Brian	C.	PE - C		
18066	McMichael	Robert	William	PE - C		
18067	Royer	Timothy	Ray	PE - C		
18068	Ruiz	Jose	Gerardo	PE - C		
18069	Struempfl	Daniel	A.	PE - C		
18070	Pund	Ralph	L.	PE - C		
18071	Reyling	Todd	Jeffrey	PE - C		
18072	Rotering	Kurt	J.	PE - C		
18073	Sikkenga	Chad	Douglas	PE - C		
18074	Herbert	James	Leonard	PE - C		
18075	Strickland	Matthew	A.	PE - C		
18076	Shalek	Walter	F.	PE - C		
18077	Lundstrom	David	Andrew	PE - C		
18078	Partlow	James	Bruce	PE - C		
18079	Cox	Justin	Del	PE - C		
18080	Boyle	Ian	Taylor	PE - C		
18081	Carillo	Jay	P.	PE - C		
18082	Henderson	Stephen	E.	PE - C		
18083	Sanders	Anthony	Ray	PE - C		
18084	Tombo	Anthony	T.	PE - C		
18085	Carey	April	Nicole	PE - C		
18086	Patti	Calogero		PE - C		
18087	Tooz	Troy	Mitchell	PE - C		
18088	Veuleman	Eric	Michael	PE - C		

2.a.ii - SI's & E.I's

Intern #	Last	Middle Name	First	Type
8797	Garland	William	Logan	EI
8798	Shelton	Samuel	A.	EI
8799	Staples	Kristen	D.	EI
8800	Stevens	Kimberly	Michelle	EI
8801	Weaver	Caleb	Tripp	EI
8802	Youngblood	Brittany		EI
8803	Kabera	Fidele	Marie	EI
8804	Antoine	Joshua	David	EI
8805	Hodges	Zachary	Herbert Steven	EI
8809	Alfaori	Louai	R.	EI
8810	Brown	Nicholas	E.	EI
8811	Inthavong	Chantharath	Samson	EI
8812	Moore	Jonathan	T.	EI
8813	Iradukunda	Pierrette		EI

2.a.iii - COA's (Certificates of Authority)

COA #	Company Name	Address	City	State	Zip	Type	AR PE/PS in CHG
3317	Napco Precast, LLC	6949 Low Bid Lane	San Antonio	TX	78250-4632	Engineering	Jorge Londono PE #7667
3318	REM Consultants, PLLC	480 Bellechase Place	Madison	MS	39110-8009	Engineering	Joseph Nyandoro PE #17936
3319	BluDot Engineering LLC	1000 Chinaberry Drive, Ste. 703	Bossier City	LA	71111-2374	Engineering	Christopher Reneau PE #17957
3320	Southwest Electric Co.	PO Box 82639	Oklahoma City	OK	73148-0639	Engineering	Howard Eaton PE #17955
3321	PPI Engineering & Construction Srvs LLC	2627 Chestnut Ridge Drive	Kingwood	TX	77339-1777	Engineering	Ronald Thomas PE #17739
3322	TWC Services	2886 North Lowell Road	Springdale	AR	72764-1852	Engineering	Adam Gudenkauf PE #17956
3323	A Million Miracles Surveying P.L.L.C.	129 W Boles St Apt A	Fayetteville	AR	72701-4288	Survey	Michael Million PS #1519
3324	Valley Surveying LLC	139 Ault Rd	Adona	AR	72001-8751	Survey	Leslie Davis PS #1523
3325	Blattner Energy, Inc.	392 County Road 50	Avon	MN	56310-0000	Engineering	Jason Oberg PE #17670
3326	Premieriec, LLC	1320 Hwy 3 South, Suite D	League City	TX	77573-5458	Engineering	Michael Lynch PE #17905
3327	TechServ Consulting and Training, Ltd	12078 Hwy 64 W.	Tyler	TX	75704-6940	Engineering	Charles Ward PE #17971
3328	VITOK Engineers, Inc.	10720 Plantside Drive	Louisville	KY	40299-3894	Engineering	Carl Archer PE #17974
3329	2 Good Engineering, LLC	7025 Rockwood Rd.	Little Rock	AR	72207-1705	Engineering	Brooke Good PE #14979
3330	TDIndustries, Inc.	13850 Diplomat Drive	Dallas	TX	75234-8812	Engineering	Adalgisa Morales PE #16727
3331	Holloway Updike And Bellen Inc	PO Box 1543	Muskogee	OK	74402-1543	Survey	Charles Chastain PS #1847
3332	Murdoch Engineering L.L.C.	2 Hummingbird Court	Howell	NJ	07731-8835	Engineering	Jere Murdoch PE #17487
3333	MC2 Engineering and Construction, P.C.	811 North Main Street	Sheridan	WY	82801-3636	Engineering	Megan Crow PE #17550
3334	Walls Engineering, pllc	1928 Wescott Dr	Raleigh	NC	27614-8611	Engineering	Richard Walls PE #17995
3335	The ASSET Company, PLLC	P.O. Box 89	Canton	MS	39046-0089	Engineering	Ronald Rich PE #13372
3336	Innovative Network Service LLC	586 Watergate Rd.	Clinton	AR	72031-6548	Engineering	Mark Bradley PE #4319
3337	Froelich Consulting Engineers Inc	17700 SW Upper Boones Ferry Rd Suite	Portland	OR	97224-7082	Engineering	Timothy Terich PE #18000
3338	Parsons Construction Group Inc.	4701 Hedgemore Drive	Charlotte	NC	28209-3281	Engineering	Brian Witte PE #17584
3339	American Energy Assets, LLC	1624 Market Street #306	Denver	CO	80202-1518	Engineering	Paul Zoby PE #18061
3340	PE/CM	200 South Washington Street	Siloam Springs	AR	72761-2818	Engineering	John Cook PE #11624
3341	Wynn L. White Consulting Engineers, Inc	P.O. Box 83527	Baton Rouge	LA	70884-3527	Engineering	Wynn White PE #18010

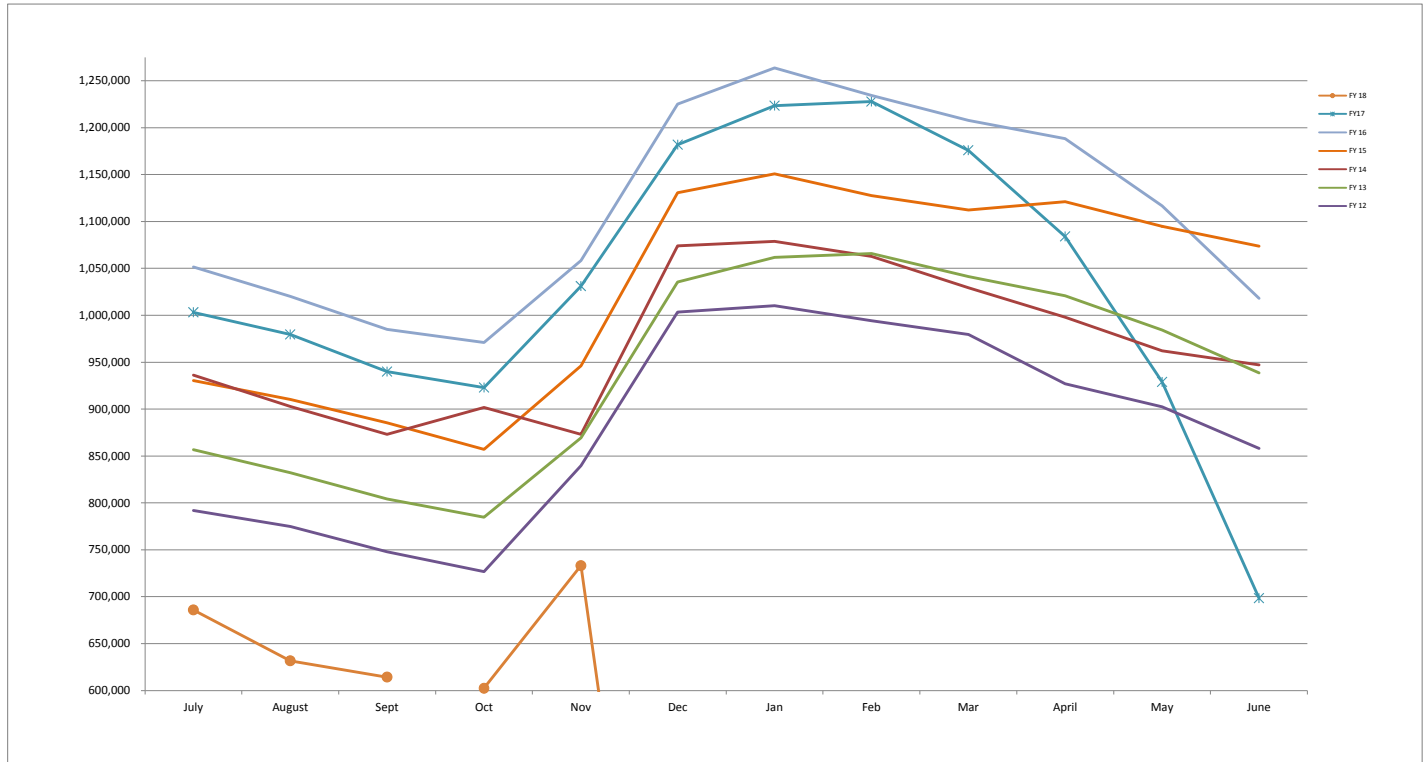
CI	Funds Ctr/CI Title	2018			Estm'd Salary Holding	FY18 Budgeted Amount	Month												Total Expenditures	Remaining less Commitments				
		Appropriation	Adjustment	Blocked			July	August	September	October	November	December	January	February	March	April	May	June						
00	Salaries	270,147	0	0	270,147	0	270,147	19,026.02	19,075.20	27,262.81	19,715.18	18,375.23	-	-	-	-	-	-	-	-	-	-	103,454.44	166,692.56
01	Extra Help	12,000	0	0	12,000	0	12,000	708.54	57.80	-	-	-	-	-	-	-	-	-	-	-	-	-	766.34	11,233.66
03	Matching	91,744	0	0	91,744	0	91,744	6,899.50	6,747.34	8,596.23	6,939.39	6,586.15	-	-	-	-	-	-	-	-	-	-	35,768.61	55,975.39
02	Operating Expense	208,649	(3,000)	0	205,649	0	205,649	4,988.23	12,842.94	7,766.06	6,242.76	6,339.98	-	-	-	-	-	-	-	-	-	-	38,179.97	167,469.03
09	Travel	10,227	0	0	10,227	0	10,227	-	1,272.20	-	-	-	-	-	-	-	-	-	-	-	-	-	1,272.20	8,954.80
10	Prof. Fees	7,144	3,000	0	10,144	0	10,144	-	-	2,950.00	-	3,470.00	-	-	-	-	-	-	-	-	-	-	6,420.00	3,724.00
25	Char 25-Don't asg GL	0	141.25	0.00	141.25	0.00	141.25	0.00	-	-	-	-	-	-	-	-	-	-	-	-	-	-	-	141.25
	Total	\$ 599,911	\$141.25	0	600,052	0	600,052	\$ 31,622.29	\$ 39,995.48	\$ 46,575.10	\$ 32,897.33	\$ 34,771.36	\$ -	\$ -	\$ -	\$ -	\$ -	\$ -	\$ -	\$ -	\$ -	\$ -	\$ 185,861.56	\$ 414,190.69
02	Operating Expense	0	28,529	0	28,529	0	28,529	-	\$ 24,065.00	-	-	-	-	-	-	-	-	-	-	-	-	-	\$ 24,065.00	\$ 4,464.00
10	Prof. Fees	0	8,021	0	8,021	0	8,021	-	\$ 1,552.23	-	-	-	-	-	-	-	-	-	-	-	-	-	\$ 1,552.23	\$ 6,468.77
5	Construction	0	0	0	0	0	0	-	-	-	-	-	-	-	-	-	-	-	-	-	-	-	-	-
	857C Construction	\$ -	\$ 36,550	\$ -	\$ 36,550	\$ -	\$ 36,550	\$ -	\$ 25,617.23	\$ -	\$ -	\$ -	\$ -	\$ -	\$ -	\$ -	\$ -	\$ -	\$ -	\$ -	\$ -	\$ -	\$ 25,617.23	\$ 10,932.77
	** Total	\$ 599,911	\$ 36,691	\$ -	\$ 636,602	\$ -	\$ 636,602	\$ 31,622.29	\$ 65,612.71	\$ 46,575.10	\$ 32,897.33	\$ 34,771.36	\$ -	\$ -	\$ -	\$ -	\$ -	\$ -	\$ -	\$ -	\$ -	\$ -	\$ 211,478.79	\$ 425,123.46
																							Commitments	\$ 4,196.48
																								\$ 420,926.98

	July	August	Sept	Oct	Nov	Dec	Jan	Feb	Mar	April	May	June	Revenue year to date
AASIS Total w/Adjustments	17,970.00	19,980.00	20,480.00	16,295.00	173,800.00	-	-	-	-	-	-	-	\$248,525.00
4049003000 Interest-Treas	340.72	1,182.21	1,271.48	1,001.79	945.31	-	-	-	-	-	-	-	\$4,741.51
4049007000 Interest-CD's	43.73	98.71	-	-	143.02	-	-	-	-	-	-	-	\$285.46
Revenue total	18,354.45	21,260.92	21,751.48	17,296.79	174,888.33	-	-	-	-	-	-	-	\$253,551.97

Revenue/Expenditure	\$ (13,267.84)	\$ (44,351.79)	\$ (24,823.62)	\$ (15,600.54)	\$ 140,116.97	\$ -	\$ -	\$ -	\$ -	\$ -	\$ -	\$ -	\$42,073.18
----------------------------	-----------------------	-----------------------	-----------------------	-----------------------	----------------------	-------------	-------------	-------------	-------------	-------------	-------------	-------------	--------------------

1120001000 CD's Balance	189,044.68	189,143.39	189,143.39	189,143.39	189,286.41	-	-	-	-	-	-	-	-
--------------------------------	-------------------	-------------------	-------------------	-------------------	-------------------	----------	----------	----------	----------	----------	----------	----------	----------

Cash in State Treasury Fund Balance FY18	685,827.35	631,739.95	614,253.23	602,410.19	733,187.89	-	-	-	-	-	-	-	-
Cash in State Treasury Fund Balance FY17	1,003,210.91	979,538.39	939,922.11	922,966.65	1,031,004.94	1,181,890.40	1,223,465.37	1,227,862.29	1,175,864.69	1,084,029.62	928,996.58	698,343.92	-
Cash in State Treasury Fund Balance FY16	1,051,363.67	1,020,043.11	985,160.44	970,973.31	1,058,524.89	1,225,340.94	1,263,677.73	1,234,354.94	1,207,899.78	1,188,287.76	1,116,814.04	1,017,972.56	-
Cash in State Treasury Fund Balance FY15	930,434.09	910,304.89	885,550.00	857,008.56	946,010.48	1,130,574.19	1,150,879.53	1,127,630.93	1,112,401.97	1,121,157.49	1,095,000.01	1,073,722.38	-
Cash in State Treasury Fund Balance FY14	936,113.10	902,906.19	873,059.38	901,833.57	873,059.38	1,074,138.68	1,078,802.37	1,062,925.51	1,029,406.70	997,978.78	962,023.37	947,010.07	-
Cash in State Treasury Fund Balance FY13	856,824.56	832,025.98	804,146.45	784,629.37	869,350.59	1,035,446.38	1,061,635.32	1,065,694.66	1,041,365.09	1,020,708.32	984,184.68	938,483.10	-
Cash in State Treasury Fund Balance FY12	791,766.34	774,783.81	747,996.30	726,738.84	839,826.76	1,003,321.67	1,010,340.03	994,139.79	979,593.84	926,960.02	902,284.72	858,103.60	-



**Board of Licensure for Prof Engineers and Prof Surveyors (0236)
FY18 Revenue Reconciliation for the Month ending October 2017**

AASIS Revenue

	<u>Amounts</u>
Application Fees (4041002000)	\$ 13,075.00
Certificate Fees (4041004000)	\$ -
Testing Fees (4041005000)	\$ 450.00
Renewal Fees (4041007000)	\$ 5,540.00
Other Fees (4041028000)	\$ 450.00
Fines and Penalties (4042001000)	\$ -
Reinstatement Fees (4041041000)	\$ 600.00
AASIS Total:	\$ 20,115.00

Adjustments

PELS current month receipts posted in AASIS in subsequent (+)	525.00
PELS prior month receipts posted in AASIS in current (-)	(4,345.00)
AASIS current month receipts reversed in subsequent	0.00
AASIS prior month receipts reversed in current	0.00
AASIS Balance Forward:	\$ 16,295.00

PELS receipts

Application Fees (4041002000)	\$ 10,925.00
Certificate Fees (4041004000)	\$ -
Testing Fees (4041005000)	\$ 50.00
Renewal Fees (4041007000)	\$ 4,420.00
Other Fees (4041028000)	\$ 300.00
Fines and Penalties (4042001000)	\$ -
Reinstatement Fees (4041041000)	\$ 600.00
Misc Revenue (4047099000)	\$ -
PELS Balance Forward:	\$ 16,295.00

Overage/Shortage (AASIS Balance Forward / PELS Balance Forward): \$ -

Explanation for discrepancy:



Attachment: Financial Comparison AASIS to PELS:

October 2017

The information on this schedule accurately reflects the cash receipts that have been received and deposited by this agency during the stated month. The total receipts and total deposits have been reconciled to AASIS.

All figures noted on this report have been verified by reviewing the deposit register and trial balance for the stated month. Any discrepancies have been investigated and resolved.

All receipt numbers and licenses issued have been accounted for. Any discrepancies have been investigated and resolved.

 Assistant Executive Director	11/6/2017 Date
 Executive Director	11/6/2017 Date

FINANCIAL COMPARISON AASIS TO PELS

October 2017		AASIS					PELS			Reconciliation		
AASIS Code	GL Acct	totals	Current month receipts posted in subsequent	prior month receipts posted in current	Current month receipts reversed in subsequent	Prior month receipts reversed in current	AASIS Balance Forward	PELS Deposit Summary	PELS Balance Forward	AASIS Balance Forward	PELS Balance Forward	Overage /Shortage
255	4041002000	13,075.00	525.00	(2,675.00)	0.00	0.00	10,925.00	10,925.00	10,925.00	10,925.00	10,925.00	0.00
257	4041004000	0.00	0.00	0.00	0.00	0.00	0.00	0.00	0.00	0.00	0.00	0.00
258	4041005000	450.00	0.00	(400.00)	0.00	0.00	50.00	50.00	50.00	50.00	50.00	0.00
260	4041007000	5,540.00	0.00	(1,120.00)	0.00	0.00	4,420.00	4,420.00	4,420.00	4,420.00	4,420.00	0.00
281	4041028000	450.00	0.00	(150.00)	0.00	0.00	300.00	300.00	300.00	300.00	300.00	0.00
539	4041041000	600.00	0.00	0.00	0.00	0.00	600.00	600.00	600.00	600.00	600.00	0.00
284	4042001000	0.00	0.00	0.00	0.00	0.00	0.00	0.00	0.00	0.00	0.00	0.00
586	4047099000	0.00	0.00	0.00	0.00	0.00	0.00	0.00	0.00	0.00	0.00	0.00
		20,115.00	525.00	(4,345.00)	0.00	0.00	16,295.00	16,295.00	16,295.00	16,295.00	16,295.00	0.00

Reconciling items

4041002000 4041004000 4041005000 4041007000 4041028000 4041041000

PELS items	PELS post date	AASIS Doc #	applications	certificate	exams	renewals	Temp	Reinstate	Totals
Oct posted in Nov	10/31/2017	14567881	525						525
			525	0	0	0	0	0	525
Sept posted in Oct	9/27/2017	14563331	1025			700			1725
	9/28/2017	14563332	1100		300		150		1550
	9/29-30/17	14563437	550		100	420			1070
PELS receipts posted from prior			2675	0	400	1120	150	0	4345

Board of Licensure for Prof Engineers and Prof Surveyors (0236)
FY18 Revenue Reconciliation for the Month ending November 2017

AASIS Revenue**Amounts**

Application Fees (4041002000)	\$ 11,750.00
Certificate Fees (4041004000)	\$ 10.00
Testing Fees (4041005000)	\$ 400.00
Renewal Fees (4041007000)	\$ 151,990.00
Other Fees (4041028000)	\$ 150.00
Fines and Penalties (4042001000)	\$ -
Reinstatement Fees (4041041000)	\$ 100.00
AASIS Total:	\$ 164,400.00

Adjustments

PELS current month receipts posted in AASIS in subsequent (+)	9,925.00
PELS prior month receipts posted in AASIS in current (-)	(525.00)
AASIS current month receipts reversed in subsequent	0.00
AASIS prior month receipts reversed in current	0.00
AASIS Balance Forward:	\$ 173,800.00

PELS receipts

Application Fees (4041002000)	\$ 11,300.00
Certificate Fees (4041004000)	\$ 10.00
Testing Fees (4041005000)	\$ 400.00
Renewal Fees (4041007000)	\$ 161,840.00
Other Fees (4041028000)	\$ 150.00
Fines and Penalties (4042001000)	\$ -
Reinstatement Fees (4041041000)	\$ 100.00
Misc Revenue (4047099000)	\$ -
PELS Balance Forward:	\$ 173,800.00

Overage/Shortage (AASIS Balance Forward / PELS Balance Forward): **\$ -**

Explanation for discrepancy:

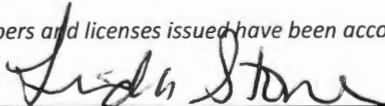
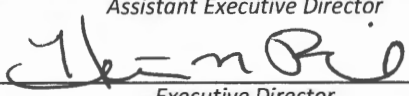
Attachment: Financial Comparison AASIS to PELS:

November 2017

The information on this schedule accurately reflects the cash receipts that have been received and deposited by this agency during the stated month. The total receipts and total deposits have been reconciled to AASIS.

All figures noted on this report have been verified by reviewing the deposit register and trial balance for the stated month. Any discrepancies have been investigated and resolved.

All receipt numbers and licenses issued have been accounted for. Any discrepancies have been investigated and resolved.

 _____ Assistant Executive Director	12/4/2017 _____ Date
 _____ Executive Director	12/4/2017 _____ Date

1810234926	W	11/15/2017	BOARD METTING	106356	DAVID B BEASLEY	1004321559	KR	188210	10043215592018	5050020400	502:00:02	0.00	0.00	108.49	12/8/2017
1810235472	W	11/15/2017	INV 17117626	100141113	ARKANSAS MAILING SERVICES	1004318686	KR	188210	10043186862018	5020001000	502:00:02	241.14	241.14	241.14	12/4/2017
1810235557	W	11/15/2017	PREP&GRADE EXAMS	100168726	ELGIN RICHARD LEWIS	1004319763	KR	188210	10043197632018	5060001000	506:00:10	3,470.00	3,470.00	3,470.00	
1810236408	W	11/15/2017	REFUND	W023601	Richard Joseph Walls	1004321467	KR	188210		5110002000	502:00:02	150.00	150.00	150.00	
1810236511	W	11/16/2017	BOARD METTING	102370	IVAN L HOFFMAN JR	1004321604	KR	188210	10043216042018	5050020200	502:00:02	275.19	275.19	110.40	12/5/2017
1810236511	W	11/16/2017	BOARD METTING	102370	IVAN L HOFFMAN JR	1004321604	KR	188210	10043216042018	5050020100	502:00:02	0.00	0.00	29.80	12/5/2017
1810236511	W	11/16/2017	BOARD METTING	102370	IVAN L HOFFMAN JR	1004321604	KR	188210	10043216042018	5050020300	502:00:02	0.00	0.00	5.00	12/5/2017
1810236511	W	11/16/2017	BOARD METTING	102370	IVAN L HOFFMAN JR	1004321604	KR	188210	10043216042018	5050020400	502:00:02	0.00	0.00	129.99	12/5/2017
1810236520	W	11/16/2017	BOARD METTING	106577	BRIAN J MOORE PE	1004321530	KR	188210	10043215302018	5050020200	502:00:02	283.19	283.19	110.40	
1810236520	W	11/16/2017	BOARD METTING	106577	BRIAN J MOORE PE	1004321530	KR	188210	10043215302018	5050020300	502:00:02	0.00	0.00	5.00	
1810236520	W	11/16/2017	BOARD METTING	106577	BRIAN J MOORE PE	1004321530	KR	188210	10043215302018	5050020400	502:00:02	0.00	0.00	167.79	
1810236521	W	11/16/2017	BOARD METTING	106631	THOMAS R SCOTT III	1004321727	KR	188210	10043217272018	5050020400	502:00:02	9.24	9.24	9.24	12/7/2017
1810236830	W	11/16/2017	INV 537413	100056892	COMMUNITY BAKERY INC	1004321733	KR	188210	10043217332018	5090019000	502:00:02	119.60	119.60	119.60	12/5/2017
1810243720	W	11/21/2017	ACCT 47318761	100061983	ENTERGY ARKANSAS INC	1004323926	KR	188210	10043239262018	5040001000	502:00:02	183.52	183.52	183.52	12/6/2017
PY		11/24/2017	ARKPR01273			7186387	YB	188230		5010001000	501:00:00	9,007.62	9,007.62	9,007.62	
PY		11/24/2017	ARKPR01273			7186387	YB	188230		5010001900	501:00:00	360.00	360.00	360.00	
PY		11/24/2017	ARKPR01273			7186387	YB	188230		5010005000	501:00:03	620.33	620.33	620.33	
PY		11/24/2017	ARKPR01273			7186387	YB	188230		5010006500	501:00:03	97.88	97.88	97.88	
PY		11/24/2017	ARKPR01273			7186387	YB	188230		5010007000	501:00:03	1,328.62	1,328.62	1,328.62	
1820201511	A	11/27/2017	0236111520170089	100099611	US BANK CPS	8036597968	ZY	188210	4246044555710080	5020005000	502:00:02	265.47	265.47	33.30	11/29/2017
1820201511	A	11/27/2017	0236111520170089	100099611	US BANK CPS	8036597968	ZY	188210	4246044555710080	5090006000	502:00:02	0.00	0.00	221.82	11/29/2017
1820201511	A	11/27/2017	0236111520170089	100099611	US BANK CPS	8036597968	ZY	188210	4246044555710080	5090019000	502:00:02	0.00	0.00	10.35	11/29/2017
1810248408	W	11/28/2017	INV 23748415	100003953	RICOH USA INC	51958599	RE	188210	519585992018	5030001000	502:00:02	167.24	167.24	167.24	12/6/2017
1810253727	W	11/30/2017	INV 3414218	100075795	CLEAR MOUNTAIN REFRESHMENT SERVICE	1004327008	KR	188210	10043270082018	5040003100	502:00:02	17.66	17.66	17.66	
1810254730	W	11/30/2017	ACCT 8030024305	800001526	CITY OF LITTLE ROCK	1004327019	KR	188210	10043270192018	5040003000	502:00:02	139.68	139.68	139.68	
1810254777	W	11/30/2017	INV 5116119201	9904700001	DEPARTMENT OF INFORMATION SYSTEMS	1004327071	KR	188210	10043270712018	5020003500	502:00:02	2,380.27	2,380.27	223.25	
1810254777	W	11/30/2017	INV 5116119201	9904700001	DEPARTMENT OF INFORMATION SYSTEMS	1004327071	KR	188210	10043270712018	5040008500	502:00:02	0.00	0.00	87.50	
1810254777	W	11/30/2017	INV 5116119201	9904700001	DEPARTMENT OF INFORMATION SYSTEMS	1004327071	KR	188210	10043270712018	5020002000	502:00:02	0.00	0.00	190.56	
1810254777	W	11/30/2017	INV 5116119201	9904700001	DEPARTMENT OF INFORMATION SYSTEMS	1004327071	KR	188210	10043270712018	5020004200	502:00:02	0.00	0.00	1,562.50	
1810254777	W	11/30/2017	INV 5116119201	9904700001	DEPARTMENT OF INFORMATION SYSTEMS	1004327071	KR	188210	10043270712018	5020004300	502:00:02	0.00	0.00	233.60	
1810254777	W	11/30/2017	INV 5116119201	9904700001	DEPARTMENT OF INFORMATION SYSTEMS	1004327071	KR	188210	10043270712018	5020004000	502:00:02	0.00	0.00	82.86	
												34,771.36	34,771.36	34,771.36	

5010001000 Regular Salaries Staff

Oct-Nov

FY18

FOR period start date	For-period end date	Personnel Number	Name of Employee or Applicant	Wage Type Long Text	Amount	Posting document		
9/24/2017	10/7/2017	84350	GRANT GRIGG	1200 Regular working time	799.90	8263215		
		84350	GRANT GRIGG	1252 Sick pay	82.75	8263215		
		84350	GRANT GRIGG	1251 Vacation pay	220.66	8263215		
		84350	GRANT GRIGG	1251 Vacation pay	220.66	8263215		
		84350	GRANT GRIGG	1251 Vacation pay	220.66	8263215		
		84350	GRANT GRIGG	1251 Vacation pay	220.66	8263215		
		84350	GRANT GRIGG	1251 Vacation pay	220.66	8263215		
		84350	GRANT GRIGG	1251 Vacation pay	220.66	8263215		
		GRANT GRIGG					2,206.61	
		1185	HEATHER N RICHARDSON	1200 Regular working time	2,689.39	8263215		
1185	HEATHER N RICHARDSON	1252 Sick pay	68.96	8263215				
1185	HEATHER N RICHARDSON	1114 Career Svc.Recogniti	800.00	8263215				
HEATHER N RICHARDSON					3,558.35			
28444	LINDA S STONE	1200 Regular working time	1,489.07	8263215				
28444	LINDA S STONE	1252 Sick pay	55.90	8263215				
28444	LINDA S STONE	1251 Vacation pay	81.31	8263215				
LINDA S STONE					1,626.28			
19356	MARILYN F SMITH	1251 Vacation pay	116.31	8263215				
19356	MARILYN F SMITH	1251 Vacation pay	116.31	8263215				
19356	MARILYN F SMITH	1252 Sick pay	116.31	8263215				
19356	MARILYN F SMITH	1114 Career Svc.Recogniti	900.00	8263215				
19356	MARILYN F SMITH	1200 Regular working time	814.18	8263215				
MARILYN F SMITH					2,063.11			
28472	VIRGINIA S DAVIS	1200 Regular working time	1,206.24	8263215				
28472	VIRGINIA S DAVIS	1252 Sick pay	7.83	8263215				
28472	VIRGINIA S DAVIS	1252 Sick pay	39.16	8263215				
VIRGINIA S DAVIS					1,253.23			
					10,707.58			

FOR period start date	For-period end date	Personnel Number	Name of Employee or Applicant	Wage Type Long Text	Amount	Posting document		
10/8/2017	10/21/2017	84350	GRANT GRIGG	1200 Regular working time	2,206.61	8283470		
		GRANT GRIGG					2,206.61	
		1185	HEATHER N RICHARDSON	1200 Regular working time	2,379.08	8283470		
		1185	HEATHER N RICHARDSON	1251 Vacation pay	275.84	8283470		
		1185	HEATHER N RICHARDSON	1251 Vacation pay	34.48	8283470		
		1185	HEATHER N RICHARDSON	1251 Vacation pay	17.24	8283470		
		1185	HEATHER N RICHARDSON	1252 Sick pay	51.72	8283470		
		HEATHER N RICHARDSON					2,758.36	
		28444	LINDA S STONE	1200 Regular working time	1,529.73	8283470		
		28444	LINDA S STONE	1251 Vacation pay	30.49	8283470		
28444	LINDA S STONE	1251 Vacation pay	15.25	8283470				
28444	LINDA S STONE	1251 Vacation pay	50.82	8283470				
LINDA S STONE					1,626.29			
19356	MARILYN F SMITH	1200 Regular working time	1,046.81	8283470				
19356	MARILYN F SMITH	1251 Vacation pay	116.31	8283470				
MARILYN F SMITH					1,163.12			
28472	VIRGINIA S DAVIS	1200 Regular working time	806.77	8283470				
28472	VIRGINIA S DAVIS	1252 Sick pay	125.32	8283470				
28472	VIRGINIA S DAVIS	1252 Sick pay	125.32	8283470				
28472	VIRGINIA S DAVIS	1252 Sick pay	125.32	8283470				
28472	VIRGINIA S DAVIS	1252 Sick pay	70.49	8283470				
VIRGINIA S DAVIS					1,253.22			
					9,007.60			

FOR period start date	For-period end date	Personnel Number	Name of Employee or Applicant	Wage Type Long Text	Amount	Posting document
10/22/2017	11/4/2017	84350	GRANT GRIGG	1200 Regular working time	1,475.67	8302917
		84350	GRANT GRIGG	1252 Sick pay	220.66	8302917
		84350	GRANT GRIGG	1252 Sick pay	220.66	8302917
		84350	GRANT GRIGG	1251 Vacation pay	220.66	8302917
		84350	GRANT GRIGG	1251 Vacation pay	41.37	8302917
		84350	GRANT GRIGG	1251 Vacation pay	27.58	8302917

FOR period start date	For-period end date	Personnel Number	Name of Employee or Applicant	Wage Type Long Text	Amount	Posting document
			GRANT GRIGG		2,206.60	
		1185	HEATHER N RICHARDSON	1200 Regular working time	2,758.35	8302917
			HEATHER N RICHARDSON		2,758.35	
		28444	LINDA S STONE	1200 Regular working time	1,580.55	8302917
		28444	LINDA S STONE	1251 Vacation pay	45.74	8302917
			LINDA S STONE		1,626.29	
		19356	MARILYN F SMITH	1200 Regular working time	1,075.89	8302917
		19356	MARILYN F SMITH	1252 Sick pay	29.08	8302917
		19356	MARILYN F SMITH	1252 Sick pay	58.16	8302917
			MARILYN F SMITH		1,163.13	
		28472	VIRGINIA S DAVIS	1200 Regular working time	1,253.24	8302917
			VIRGINIA S DAVIS		1,253.24	
					9,007.61	
11/5/2017	11/18/2017	84350	GRANT GRIGG	1211 Holiday premium	220.66	8322508
		84350	GRANT GRIGG	1200 Regular working time	1,958.36	8322508
		84350	GRANT GRIGG	1251 Vacation pay	27.58	8322508
			GRANT GRIGG		2,206.60	
		1185	HEATHER N RICHARDSON	1211 Holiday premium	275.84	8322508
		1185	HEATHER N RICHARDSON	1200 Regular working time	2,396.32	8322508
		1185	HEATHER N RICHARDSON	1251 Vacation pay	51.72	8322508
		1185	HEATHER N RICHARDSON	1252 Sick pay	34.48	8322508
			HEATHER N RICHARDSON		2,758.36	
		28444	LINDA S STONE	1211 Holiday premium	162.63	8322508
		28444	LINDA S STONE	1200 Regular working time	1,412.84	8322508
		28444	LINDA S STONE	1252 Sick pay	15.25	8322508
		28444	LINDA S STONE	1252 Sick pay	20.33	8322508
		28444	LINDA S STONE	1252 Sick pay	15.25	8322508
			LINDA S STONE		1,626.30	
		19356	MARILYN F SMITH	1200 Regular working time	1,046.81	8322508
		19356	MARILYN F SMITH	1250 Holiday pay	116.31	8322508
			MARILYN F SMITH		1,163.12	
		28472	VIRGINIA S DAVIS	1200 Regular working time	1,127.92	8322508
		28472	VIRGINIA S DAVIS	1250 Holiday pay	125.32	8322508
			VIRGINIA S DAVIS		1,253.24	
					9,007.62	

5010001900 Stipends

FOR period start date	For-period end date	Personnel Number	Name of Employee or Applicant	Wage Type Long Text	Amount	Posting document
11/5/2017	11/18/2017	86103	DAN C YOUNG	1163 60.00 Stipend Board/	60.00	8322508
			DAN C YOUNG		60.00	
		52612	HAROLD J ENGSTROM	1163 60.00 Stipend Board/	60.00	8322508
			HAROLD J ENGSTROM		60.00	
		52614	IVAN HOFFMAN Jr	1163 60.00 Stipend Board/	60.00	8322508
			IVAN HOFFMAN Jr		60.00	
		111903	Mr. BRIAN J. MOORE	1163 60.00 Stipend Board/	60.00	8322508
			Mr. BRIAN J. MOORE		60.00	
		106621	Mr. DAVID B. BEASLEY	1163 60.00 Stipend Board/	60.00	8322508
			Mr. DAVID B. BEASLEY		60.00	
		112945	Mr. THOMAS R. SCOTT	1163 60.00 Stipend Board/	60.00	8322508
			Mr. THOMAS R. SCOTT		60.00	
					360.00	

FY18 Period 1 - 3 (July - Nov)	Debit	Credit	Balance
1000236001 CJ ELS 0236 # 001	41,860.00	-41,860.00	0
1010103000 Petty Cash	200	-200	0
** Cash On Hand	42,060.00	-42,060.00	0
1100001000 Treasury	1,327,420.03	-585,544.00	741,876.03
1100001001 Treasury Outgoing	120,643.91	-129,332.05	-8,688.14
1100001003 Treasury EFT Out	615.39	-615.39	0
1100001005 Treasury Tnsfrs Out	127,670.84	-127,670.84	0
1100001006 Treasury Tnsfrs In	4,169.64	-4,169.64	0
* Cash Available to Spend	1,580,519.81	-847,331.92	733,187.89
1100001002 Treasury Incoming	41,609.41	-41,609.41	0
1100001004 Treasury EFT In	4,804,760.01	-4,804,760.01	0
* Deposits in Transit	4,846,369.42	-4,846,369.42	0
** Cash in State Treasury	6,426,889.23	-5,693,701.34	733,187.89
1100002000 Non-AASIS House Bank	8,933.00	-8,933.00	0
** Cash in Bank	8,933.00	-8,933.00	0
1120001000 Invest CD	314,230.58	-124,944.17	189,286.41
** Investments	314,230.58	-124,944.17	189,286.41
1130001000 Customer AR	1,000.00	-1,000.00	0
** Customer Receivables	1,000.00	-1,000.00	0
1140003100 Int Agy Due to/from	2,435.00	-2,435.00	0
1140003300 Payroll Fund DT/DF	127,389.39	-127,389.39	0
** Interfund Receivable	129,824.39	-129,824.39	0
1160001000 Accrued Interest	2,574.60	-2,574.60	0
** Accrued Income	2,574.60	-2,574.60	0
1190002000 PP Exp - Accrual Eng	2,530.00	-2,530.00	0
1190002500 PP Exp - YE Accruals	30,272.83	-30,272.83	0
** Pre-Paid Expenses	32,802.83	-32,802.83	0
1990110000 Land Improve (Mod)	69,366.19	0	69,366.19
1990130000 Buildings (Modified)	1,118,138.67	0	1,118,138.67
1990150000 Equipment (Modified)	27,733.97	-26,295.12	1,438.85
1990160000 Low Val Assets (Mod)	53,756.18	-403.13	53,353.05
1991100000 AUC (Modified)	132,883.27	-132,883.27	0
** Modified Accrual Fixed Assets	1,401,878.28	-159,581.52	1,242,296.76
1991320000 Land Improv FullCAFR	69,366.19	0	69,366.19
1991321000 Land Improv(FContra)	0	-69,366.19	-69,366.19
1991340000 Buildings Full CAFR	1,118,138.67	0	1,118,138.67
1991341000 Buildings (F Contra)	0	-1,118,138.67	-1,118,138.67
1991360000 Equipment Full CAFR	37,928.00	-36,489.15	1,438.85
1991361000 Equip. F Contra CAFR	10,194.03	-37,928.00	-27,733.97
1991370000 Low Val Asset (Full)	100,333.33	-46,980.28	53,353.05
1991371000 LVA (Full Contra)	46,980.28	-125,690.66	-78,710.38
1991420000 AUC (Full)	209,734.96	-209,734.96	0
1991421000 AUC (Full Contra)	158,500.50	-158,500.50	0
1992100000 AC Dep Lnd Imp(Full)	0	-18,203.82	-18,203.82
1992300000 AC Dep Bldg(Full)	0	-194,662.29	-194,662.29
1992500000 AC Dep Equipmnt(Full)	29,700.58	-31,139.43	-1,438.85
1992600000 AC Dep LV Asset(Full)	403.13	-53,756.18	-53,353.05
** Full Accrual Fixed Assets	1,781,279.67	-2,100,590.13	-319,310.46
2110001000 Vendor AP	56,864.54	-56,864.54	0
2110001100 Vendor Accrued Liab	3,004.36	-3,004.36	0
2110001101 Other Govt AP	225	-225	0
2110001102 Local Govt AP	715.34	-715.34	0
2110001500 Contracts Year End	51,234.46	-51,234.46	0
2110002000 Employee AP	1,084.55	-1,084.55	0
2111001000 GRIR Clearing	1,290,633.06	-1,290,633.06	0
2111002000 GRIR YE Manual DFA	25,617.23	-25,617.23	0
** Accounts Payable	1,429,378.54	-1,429,378.54	0
2110003000 Due To Other Funds	26,366.53	-26,366.53	0
2110004100 Inter Agency Due To	5,686.72	-5,686.72	0

** Interfund Due-To	32,053.25	-32,053.25	0
2112004000 Due to Other Gov.	157.8	-157.8	0
** Due to Other Governments	157.8	-157.8	0
2115006000 Acc Salary & Ben YE	21,554.36	-21,554.36	0
** Payroll Liability	21,554.36	-21,554.36	0
2120002300 UseSaleTax AP Offset	0	-3.73	-3.73
2120003091 02 Use Tax Payable	92.8	0	92.8
2120003099 Use Tax Payable Accr	28.58	-127.75	-99.17
** Due to Revenue	121.38	-131.48	-10.1
2130001100 Unearned Income	894,218.75	-894,218.75	0
** Unearned Revenues	894,218.75	-894,218.75	0
2115007000 Comp Ab Current	5,954.99	-5,954.99	0
2230002000 NC Accr Comp Absence	34,950.65	-34,950.65	0
** Accrued Leave	40,905.64	-40,905.64	0
3000000000 Fund Equity Clearing	2,560,381.41	-2,360,479.85	199,901.56
3000002000 Fund Balance	44.44	-325,169.00	-325,124.56
3000004000 Net Asset Restricted	13,328.56	0	13,328.56
3900000000 Batch Input-Asset Ld	27,887.50	-10,194.03	17,693.47
3902100000 Inv GFA Lnd Imp (Mod)	0	-69,366.19	-69,366.19
3902300000 Inv GFA Bldg (Mod)	0	-1,118,138.67	-1,118,138.67
3902500000 Inv GFA Equip (Mod)	26,295.12	-27,733.97	-1,438.85
3902600000 Inv GFA LVA(Modified)	0	-53,353.05	-53,353.05
3902920000 Inv GFA AUC (Mod)	132,883.27	-132,883.27	0
** Fund Balance	2,760,820.30	-4,097,318.03	-1,336,497.73
4041002000 APPLICATION FEES	350	-62,400.00	-62,050.00
4041004000 OTH/CERTIFICATE FEE	0	-10	-10
4041005000 TESTING FEES	100	-1,850.00	-1,750.00
4041007000 RENEWAL FEE	870	-173,835.00	-172,965.00
4041028000 OTHER FEES	0	-1,800.00	-1,800.00
4041041000 REINSTATEMENT	0	-2,100.00	-2,100.00
** OR - Fees	1,320.00	-241,995.00	-240,675.00
4042001000 FINES	0	-750	-750
** OR - Fines and Penalties	0	-750	-750
4043002100 NBR LICENSE & PERMIT	1,170.00	-447,135.00	-445,965.00
** OR - Licenses and Permits	1,170.00	-447,135.00	-445,965.00
4049003000 INTEREST DISTRIB	0	-4,741.51	-4,741.51
4049003100 NBR Invest Earnings	99.45	0	99.45
4049007000 INTEREST CERT. DEP.	95.42	-380.88	-285.46
** OR - Investment Revenue	194.87	-5,122.39	-4,927.52
5010001000 00 Regular Salaries	102,194.44	0	102,194.44
5010001100 NBR - Personal Svs.	0	-9,158.75	-9,158.75
5010001600 NBR - Emp Benefits	0	-2,106.26	-2,106.26
5010001900 Stipends	1,260.00	0	1,260.00
5010002000 01 Extra Help Sal	766.34	0	766.34
5010005000 03 FICA & Medic Exp	6,994.18	0	6,994.18
5010006000 03 Ben Ins Exp HAL	12,600.00	0	12,600.00
5010006500 Agency Cost of ARCAP	996.25	0	996.25
5010007000 03 Retirement Exp	15,178.18	0	15,178.18
5010091000 NBR-Comp Ab. Expense	0	-20,245.08	-20,245.08
** Salary Expense	139,989.39	-31,510.09	108,479.30
5020001000 Postage	694.42	0	694.42
5020002000 Telecomm Wired	1,049.67	0	1,049.67
5020003500 02 Connectivity	794.33	0	794.33
5020004000 Network Services Exp	337.65	0	337.65
5020004200 Internet Serv-Tech	7,170.00	0	7,170.00
5020004300 02 Server &Email Svc	1,077.00	0	1,077.00
5020005000 Freight	38.61	0	38.61
5020006000 NBR Com & Trans Com	11,176.94	-4,208.99	6,967.95
** Communication & Transp. of Commod	22,338.62	-4,208.99	18,129.63
5030001000 Printing	1,213.54	0	1,213.54

5030002000 Bind Copy Collate	1,615.01	0	1,615.01
** Printing & Advertising	2,828.55	0	2,828.55
5030005000 02-Bldg & Grds Maint	2,451.90	0	2,451.90
5030005100 Pest Control CI 02	342.26	0	342.26
5030012000 02 - Vehicle Maint	7.58	-7.58	0
5030021000 NBR - Repair & Serv.	24,065.00	0	24,065.00
** Repairing & Servicing	26,866.74	-7.58	26,859.16
5040001000 Electricity	1,380.31	0	1,380.31
5040003000 Water & Sewage	715.34	0	715.34
5040003100 02 Water	119.1	0	119.1
5040008500 02 Rent-Data Proc Eq	849.08	0	849.08
5040011000 Other Rent & Leases	764.16	-71.48	692.68
5040012000 NBR -Utilities & Ren	0	-707.7	-707.7
** Utilities & Rent	3,827.99	-779.18	3,048.81
5050001000 02 Mileage	83.24	0	83.24
5050004100 09 - Meals	86.67	0	86.67
5050004200 09 - Lodging	725.04	0	725.04
5050006000 09 Common Carrier	382.59	0	382.59
5050010000 09 Ground Transport	42.9	0	42.9
5050014000 09 Other Travel Exp	35	0	35
5050020100 02Bd Mmbr Trav Meals	328.37	0	328.37
5050020200 02Bd Mmbr Trav Lodg	1,397.09	0	1,397.09
5050020300 02Bd Mmbr Trav Other	43.98	0	43.98
5050020400 02BdMmbr Trvl Mileage	2,325.42	0	2,325.42
5050024000 NBR Travel/Sub CI 09	335.92	0	335.92
** Travel & Subsistence	5,786.22	0	5,786.22
5060001000 Professional Adm Fee	6,420.00	0	6,420.00
5060016000 NBR PROSVS & FEES	1,552.23	0	1,552.23
** Professional Services & Fees	7,972.23	0	7,972.23
5070001000 Surety Perform Bonds	23.36	0	23.36
5070003000 Bld Contents Ins	923.31	0	923.31
** Insurance & Bonds	946.67	0	946.67
5080001000 M&R Service Fees	55.48	0	55.48
5080002200 EFT PROCESSING FEES	3,251.90	0	3,251.90
5080009000 Janitorial Service	2,364.26	0	2,364.26
5080014100 Recycling Services	145.65	0	145.65
5080022000 Other Expenses Svc	177.13	0	177.13
5080029000 NBR - Other Exp, Svs	3,276.71	-1,087.80	2,188.91
** Other Expenses & Services	9,271.13	-1,087.80	8,183.33
5090006000 Office Supplies	839.28	-234.25	605.03
5090006100 02 Furnish/Accessory	470.85	-231.24	239.61
5090016000 Shop Indust Supps	0	0	0
5090018000 Subscriptions Pubs	248.24	0	248.24
5090019000 Food Purchases	558.63	0	558.63
5090022000 02-Kit,Jan,House Sup	588.7	-129.47	459.23
5900004000 LVA Exp (Modified)	2,884.14	0	2,884.14
5901070000 LVA Exp Full	2,884.14	0	2,884.14
** Commodities, Materials & Supplies	8,473.98	-594.96	7,879.02
5110002000 02 Other Refunds	1,525.00	0	1,525.00
** Refunds, Taxes & Claims	1,525.00	0	1,525.00
5900003200 NBR - Capital Outlay	0	-25,617.23	-25,617.23
** Capital Outlay	0	-25,617.23	-25,617.23
5901020000 Depr Expense (Full)	17,500.31	0	17,500.31
** Depreciation/Amortization	17,500.31	0	17,500.31
6060007200 M & R Transfers In	0	-141.25	-141.25
** Transfers In/Out	0	-141.25	-141.25
6990001000 Prior Yr Warr Outlaw	0	-15	-15
** Prior Year Adjustment	0	-15	-15
*** BALANCE	15,570,694.30	-15,570,694.30	0

STATUS OF COMPLAINTS

As of December 15, 2017

Meeting Date: January 9, 2018

Agenda Item: 5a

Case 2017-04 In the Matter of Board v McMillen

Complaint received on June 9, 2017, alleging negligence in the practice of Surveying, Inquiry letter sent on June 9, 2017. Answer received July 14, 2017. Complaint Committee met on August 8, 2017 and recommended to the Board that licensee either voluntarily surrenders his PS license or will be scheduled for an Administrative Hearing.

Case 2017-06 In the Matter of Willis v Woods

Complaint received on June 13, 2017, alleging negligence in the practice of Engineering, Inquiry letter sent on June 19, 2017. **Answer received August 14, 2017**

Case 2017-07 In the Matter of Willis v Lindsey

Complaint received on June 13, 2017, alleging unlicensed practice of Engineering, Inquiry letter sent on June 19, 2017. **Answer received August 14, 2017**

Case 2017-08 In the Matter of Willis v Singleton

Complaint received on June 13, 2017, alleging negligence in the practice of Engineering, Inquiry letter sent on June 19, 2017. **Answer received August 14, 2017**

Case 2017-09 In the Matter of Druding v Hall Complaint received on August 31, 2017 alleging negligence in the practice of Engineering, inquiry letter sent on September 6, 2017. **Answer received October 15, 2017**

Case 2017-10 In the Matter of Smith v Sullivan Complaint received on September 21, 2017 alleging negligence in the practice of Surveying, inquiry letter sent on September 21, 2017. **Answer Received Nov 27, 2017**

Arkansas State Board of Licensure
For
Professional Engineers And Professional Surveyors
623 Woodlane Drive, Little Rock, Arkansas
Agenda for January 9, 2018 Board meeting

1. 8:30 a.m. Call to order President Bennett

2. Consent Agenda
 - a. Approve Minutes of November 14, 2017 meetings.
 - b. Conditionally licensed registrants
 - i. PE Comity and Temporary Permits (with Model Law Engineer qualifications)
 - ii. EI's & SI's
 - iii. COA's
 - c. Executive Director recommendations

3. Administrative Items
 - a. Financial Report for October and November 2017.
 - b. SOFI Reminder
 - c. Approval of Expenses and Stipends
 - d. Arkansas Attorney General's Report Sara Farris

4. Applicants/discuss applications lists
 - a. Applications recommended for discussion by the Executive Director and items removed from sections 2.b. and 2.c. of the consent agenda.

5. Complaint Committee Report Grant Grigg
 - a. Complaint Status Report
 - b. Case Management Statistics
 - c. Complaint Committee Consent Agenda
 - d. CPC Audit information
 - e. Disciplinary Hearing¹

6. Board Topics
 - a. Report and vote for delegates for the NCEES 2018 Southern Zone Meeting
 - b. Next scheduled Board Meeting March 13, 2018 at 10:00 am
 - c. Need to schedule Special Board Meeting for Original Applicants\Exams February TBA
 - d. Building renovation **Open House 2:30 p.m.-4:30p.m.**

Lunch will be served at approximately 12:00p.m.

¹One disciplinary hearing, Case No. 2017-04, Board v. McMillen is scheduled to be heard beginning at 8:30 a.m.