

Arkansas State Board of Licensure
for Professional Engineers and Professional Surveyors
Minutes – July 11, 2017

A meeting of The Board was convened at 11:00 a.m. in the Board Room at 623 Woodlane Dr, Little Rock, Arkansas, by President Scott Bennett. Other Members present were Rod Williams, Ivan Hoffman, Tom Scott, Jim Engstrom, Ronnie Hawkins, Brian Moore, and Dan Young (Beasley absent). Others attending included Executive Director Heather Richardson, Asst. Executive Director Linda Stone, Chief Investigator Grant Grigg, Agency Counsel Julie Chavis, Asst. Attorney General, and Morgan Aldridge, Liaison for Governor's office.

The Consent Agenda (Item 2) was reviewed and action taken as follows:

- a. Minutes of May 9 & 25, 2017, motion to approve, made (Engstrom moved, Williams seconded) and carried.
- b. Conditionally licensed P.E.'s, Temporary Permits (with Engineer Model Law Qualifications), E.I.'s, S.I.'s and C.O.A.'s, marked as 2.b.i., 2.b.ii., and 2.b.iii. Motion was made (Engstrom moved, Williams seconded) and carried to ratify the attached lists.

- c. Motion was made (Hawkins moved, Engstrom seconded) and carried to accept the following Executive Director recommendations:

1) Approve for Licensure;

Michael D. Ackerson	PE 7710 Reinstatement
Jerod C Anderson	PE
Daniel J Bauer	PE, Subject to passing the PE Exam
John D Borgeson	PE, Subject to passing the PE Exam
Justin P Carney	PE, Subject to passing the PE Exam
Eric J Engeler	PE, Subject to passing the PE Exam
Wolfgang U Fritz	PE
Charles Gervasini	PE, Subject to passing the PE Exam
Shivprakash Iyer	PE, Subject to passing the PE Exam
James P Jones	PE, Subject to passing the PE Exam
William C Kreye	PE
Dan Li	PE
Stephen Louks	PE, Subject to passing the PE Exam
Jeffrey S Lowery	PE
Feibai Ma	PE
Caleb A. Melton	PE, Subject to passing the PE Exam
Ty Jeremy Milner	PE
Anna Negrete	PE, Subject to passing the PE Exam
James T. Norris	PE, Subject to passing the PE Exam
Nicholas B Peters	PE, Subject to passing the PE Exam
Joshua W Pilgrim	PE, Subject to passing the PE Exam
Charles E Prewitt	PE
Janak Thapa	PE
Christopher A Warren	PE, Subject to passing the PE Exam
Ronald D Watkins	PE, Subject to passing the PE Exam

2) Deny;

Mirza G Baig PE Comity, based upon not meeting the current nor prior Rules of the Board
Alexandria B Kindrick PE Comity, based upon not meeting the current nor prior Rules of the Board
James M McIntosh PE Comity, based upon not meeting the current nor prior Rules of the Board
Donald W Simpson PE Comity, based upon not meeting the current nor prior Rules of the Board

The following administrative matters (Agenda Item 3) were discussed with action noted as needed:

- a. Financial Reports for April and May 2017, motion was made (Moore moved, Engstrom seconded) and carried to accept the Financial Reports (Cash Fund, Revenue Reconciliations, Zwarrant Check Activity, Payroll Posting, and AASIS Trial Balance) as presented (attached).
- b. The FY 2016 Bureau of Legislative Audit Draft Assessment was discussed.
- c. The final walkthrough has yet to be completed on Phase 2, Interior Renovations. We expect all items to be completed and invoices paid by mid-August.
- d. Ms. Chavis reported that Billy Bird, Asst. Attorney General, has replaced Amber Pool as our legal Counsel in regards to Connie Watkins.

The Board discussed, and acted upon, the following:


- Connor Grant Brown PS – Deny, motion made (Hoffman moved, Hawkins seconded) and carried based upon not meeting the current nor prior Rules of the Board (needs PLSS experience).
- David J Hodges PE – Approve licensure by comity, motion made (Williams moved, Scott seconded) and carried.
- Daniel W Meyer PS – Approve licensure by comity, subject to passing the Arkansas Specific Exam, motion made (Hoffman moved, Moore seconded) and carried.
- Vinay K Polepalli PE – Approve licensure by comity, motion made (Williams moved, Engstrom seconded) and carried.
- Marco Vincent Vicente Silvestre PE – Approve licensure by comity, motion made (Moore moved, Williams seconded) and carried.
- James R Webb PS – Approve licensure by comity, subject to passing the Arkansas Specific Exam, motion made (Hoffman moved, Hawkins seconded) and carried.
- Terence A Weigel PE – Approve licensure by comity, motion made (Engstrom moved, Williams seconded) and carried.
- Bracy R Young PS – Approve licensure, subject to passing the Principles and Practice of Surveying exam (he has already passed the Arkansas Specific Exam), motion made (Hoffman moved, Williams seconded) and carried.

On behalf of the Complaint Committee, Mr. Grigg presented the attached Status of Complaints.

The following Board Topics were discussed:

- The Reimbursement rates for the NCEES 2017 Annual Meeting in Miami, FL.
- Upcoming Board meetings will be August 8 at 9:30 am and September 12 at 10:00 am.

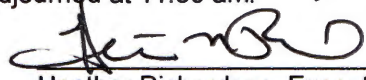
Business being thus concluded the meeting adjourned at 11:30 am.



Scott Bennett, President

9.12.2017

Date



Heather Richardson, Executive Director

9/12/2017

Date

Agenda Items 2.b.i., 2.b.ii., 2.b.iii.

Tuesday, July 11, 2017

2.a.i - P.E.'s, Temporary Permits (with Model Law Qualifications), reapply due to 3 times fail exam, & reinstatements

PE #	Last	Middle Name	First	Type	Comity State	Temp #
4722	Judson	Robert	D.	PE - C	reinstatemen	0
17632	Cebelak	Meredith	K.	PE - C		
17633	Ebeling	Michael	Wayne	PE - C		
17634	Hamilton	Jacob	A.	PE - C		
17635	Johnson	Joseph	Brian	PE - C		
17636	Kuhlow	Kevin	M.	PE - C		
17637	Stedman	Kelly	L.	PE - C		
17638	Stender	Jessi	M.	PE - C		
17639	Collins	David	W.	PE - C		
17640	Jeske	Stewart	P.	PE - C		
17641	Jordan	William	Perry	PE - C		
17642	Crawford	Thomas	M.	PE - C		
17643	Basnett	Travis	Andrew	PE - C		
17644	Konz	David	W.	PE - C		
17645	Pulliam	Matthew	D.	PE - C		
17646	Gonka	Andrew	D.	PE - C		
17647	Thom	Ray	K.	PE - C		
17648	Worline	Thomas	R.	PE - C		
17649	Brazell	Christopher	Eric	PE - C		
17650	Juneau	Michael	Joseph	PE - C		
17651	Headings	Chad	Aaron	PE - C		
17652	Ryan	Russell	W.	PE - C		
17653	Khalife	Roy	T.	PE - C		17654-17675
17676	Guilamo	Pedro	Juan	PE - C		
17677	Kosarek	Jay	Allen	PE - C		
17678	Miller	Karl	Friederich	PE - C		
17679	Quina	Stephen	Charles	PE - C		
17680	Marsicek	Roger	M.	PE - C		
17681	Melendez	Jennifer	M.	PE - C		
17682	Ravenscroft	Brett	Alan	PE - C		
17683	Staley	Michael	Douglas	PE - C		
17684	Theisen	Donald	E.	PE - C		
17685	Gentile	Kenneth	Lawrence	PE - C		
17686	Jones	Christopher	Doyle	PE - C		
17687	Miles	Phillp	Shay	PE - C		
17688	Rosado	Alexis		PE - C		
17689	Winston	Joshua	Philip	PE - C		
17690	Bradford	Michael	Paul	PE - C		
17691	Kobilka	Jeffrey		PE - C		
17692	Macdonald	Erik	Michael	PE - C		
17693	Roth	Nicholas	Joseph	PE - C		
17694	Seidel	Darin	T.	PE - C		
17695	Bordelon	Jared	M.	PE - C		
17696	Facemyer	Luke	T.	PE - C		

Agenda Items 2.b.i., 2.b.ii., 2.b.iii.

17697	Frey	Andrew	P.	PE - C		
17698	Leboeuf	Roger	Mitchell	PE - C		
17699	Levar	John	M.	PE - C		
17700	Varghese	Arun	Thomas	PE - C		
17733	Fifer	Joseph	Samuel	PE - C		0
17734	Brown	Adam	Joseph	PE - C		
17735	George	Daniel	M.	PE - C		
17736	Haas	Michael	E.	PE - C		
17737	Kapur	Jugesh		PE - C		
17738	Thomas	Bret	P.	PE - C		
17739	Thomas	Ronald	Duane	PE - C		
17740	Munro	Eric	Allen	PE - C		
17741	Gaffney	Heather	J.	PE - C		
17742	Chin	King	H.	PE - C		
17743	Klemencic	Ron		PE - C		
17744	Mahoney	Nick		PE - C		
17745	Becker	Christopher	John	PE - C		
17746	Nieland	Christopher		PE - C		
17747	Shields	Elvin	Baker	PE - C		
17748	Trawick	Aimee	R.	PE - C		
17749	Agee	Scott	Randall	PE - C		
17750	Babb	Jesse		PE - C		
17751	Burdett	Stephen	M.	PE - C		
17752	Cheshire	Bradley	Frank	PE - C		
17753	Coye	Fernando	Emilio	PE - C		
17754	Malik	Kenneth	Jamal	PE - C		
17755	Muse	Tommy	C.	PE - C		
17756	Sharara	Lokman	M.	PE - C		
17757	Horejs	Greg	J.	PE - C		
17758	Tayntor	John	Joseph	PE - C		

2.a.ii - SI's & E.I's

Intern #	Last	Middle Name	First	Type
8709	Steele	Michael	Tye	EI
8710	Pringle	Tapeka		EI
8711	Ndorimana Kunda	Jean Pamphile		EI
8712	Brafford	Tyler	L.	EI
8713	Winston	Eric	J.	EI
8715	Burrows	Rashawn	Ricardo	EI
8716	Tompkins	Christopher	F.	EI
8717	Tompkins	Joshua	R.	EI
8718	Tyler	Hannah	N.	EI
8719	Conard	Weston	Alan	EI
8720	Land	Megan	Katura	EI
8721	Wendel	Matthew	T.	EI

Agenda Items 2.b.i., 2.b.ii., 2.b.iii.

8722	Johnson	Kevin	M.	EI
8723	Stevens	Braden	Cole	EI
8724	OLOO	TRACIE	Dan	EI
8725	Payerli	Lance	Z.	EI
8726	Townsend	Andrew	William	EI - S
8727	Conatser	Joseph	Michael	EI
8728	Darrington	Robert	Burton	EI
8729	Spears	Colby	K.	EI
8730	Williams	Christopher	Daniel	EI
8731	Cermin	Cameron	C.	EI
8732	Silver	Christopher	Robert	EI
8733	Mitchell	Matthew	J.	EI
8734	McNew	David	Allen	EI - S
8735	Choate	Jeffrey	Don	EI
8736	Brock	Hunter	Paul	EI
8737	Blair	Daniel		EI
8738	Stinnett	David		EI
8739	Cooney	Carl	Anthony	EI
8740	Hindman	Andrew	James	EI
8741	Imamura	Kai		EI
8742	Shaw	Andrew	D.	EI
8743	Story	Katherine	A.	EI
8744	Hillhouse	Brian	D.	EI
8745	Darden	Jeffrey	Brandon	EI
8746	Taylor	Landan	Thomas	EI
8747	Acuff	Callie	R.	EI
8748	Carter	Jacob	T.	EI
8749	Freedle	Luke	T.	EI

2.a.iii - COA's (Certificates of Authority)

COA #	Company Name	Address	City	State	Zip	Type	AR PE/PS in CHG
3236	Cook, Flatt & Strobel Engineers, P.A.	2930 SW Woodside Dr.	Topeka	KS	66140-5326	Engineering	William Stafford PE #11399
3237	Ayres Associates, Inc.	3433 Oakwood Hills Pkwy	Eau Claire	WI	54701-7698	Engineering	Kevin Kuhlow PE #17636
3238	Alliance Consulting Engineers, Inc.	P.O. Box 8147	Columbia	SC	29202-8147	Engineering	Travis Basnett PE #17643
3239	Complete Structural Consulting Inc.	9880 Westpoint Drive, Suite 100	Indianapolis	IN	46256-3385	Engineering	Michael Roach PE #13825
3240	SidePlate Systems, Inc.	25909 Pala, Suite 200	Mission Viejo	CA	92691-7925	Engineering	Jared Adams PE #13983
3241	Ivey Engineering	8330 Juniper Creek Lane	San Diego	CA	92126-1072	Engineering	Kevin Hastings PE #17318
3242	The EADS Group, Inc.	1126 Eighth Ave.	Altoona	PA	16602-2500	Engineering	Craig Weaver PE #17674
3243	Arup USA Inc	77 Water St., FL 5	New York	NY	10005-4401	Engineering	Brian Raine PE #17582
3244	Terra Consulting Group, Ltd.	600 Busse Highway	Park Ridge	IL	60068-2568	Engineering	John Zimmerman PE #11807
3245	Keystone Experts and Engineers, LLC	558 E. Castle Pines Pkwy, Ste B4-105	Castle Pines	CO	80108-4608	Engineering	Phillp Miles PE #17687
3246	Janes Surveying, Inc.	PO Box 146	Palmyra	MO	63461-0146	Survey	Jason Janes PS #1839
3247	Precise Land Services, LLC	PO Box 91	Carrollton	MS	38917-0091	Survey	Marshall Beckwith PS #1830
3248	Auckland Consulting, LLC	PO Box 8155	Jacksonville	TX	75766-8155	Engineering	John Tayntor PE #17758
3249	Associated Substation Engineering, Inc.	919 Alabama Avenue South	Bremen	GA	30110-2307	Engineering	Tommy Muse PE #17755
3250	Pure Power Engineering, Inc.	50 Harrison St., Suite 210	Hoboken	NJ	07030-6087	Engineering	Richard Ivins PE #16637

Agenda Items 2.b.i., 2.b.ii., 2.b.iii.

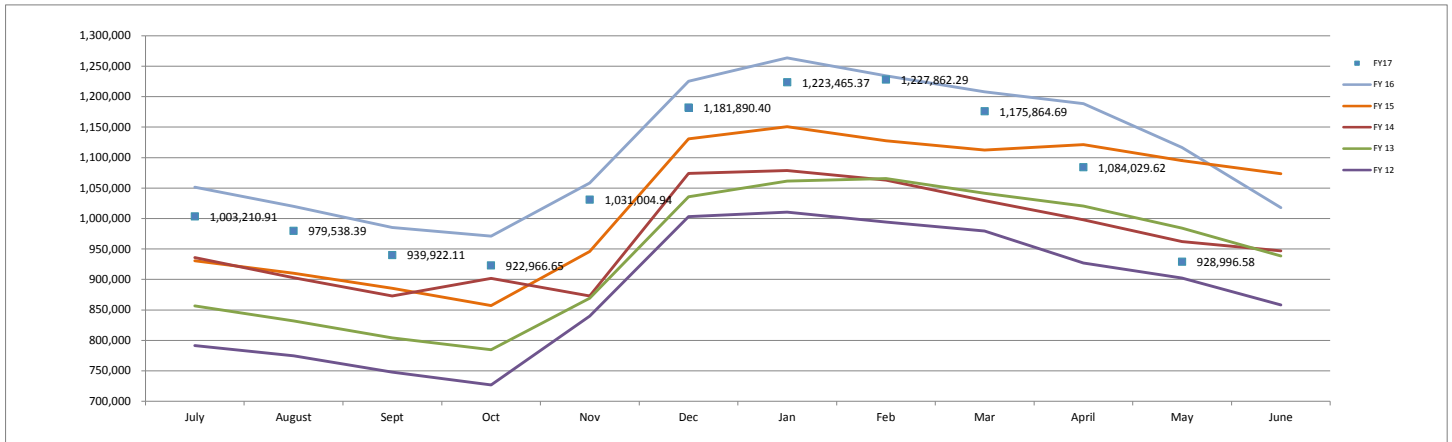
3251	SGC Engineering LLC	501 County Road	Westbrook	ME	04092-1906	Survey	Christopher Michaud PS #1840
3252	Titan Quality Power Services, LLC	1501 S Dobson St	Burleson	TX	76028-6015	Engineering	Erik Macdonald PE #17692
3253	Elliott LeBoeuf & McElwain	8001 Forbes Place, Suite 201	Springfield	VA	22151-2210	Engineering	Roger Leboeuf PE #17698
3254	KP Engineering, LP	5555 Old Jacksonville Highway	Tyler	TX	75703-3379	Engineering	Lance Tyson PE #14780
3255	Structural Edge Engineering, PLLC	5509 N. Glenwood St.	Garden City	ID	83714-1336	Engineering	David Sansotta PE #17593
3256	AP Engineering & Consulting, Inc.	7950 Castleway Dr., Ste. 100	Indianapolis	IN	46250-1994	Engineering	Adam Collins PE #17280
3257	Benchmark Services, Inc.	318 N. Main St.	Huntingburg	IN	47542-1345	Engineering	Ralph Wallem PE #12070
3258	McCreary and Associates, Inc.	6310 LBJ Freeway	Dallas	TX	75240-6422	Engineering	Joseph Kotrla PE #9191
3259	Richard L. Bowen & Associates, Inc.	13000 Shaker Blvd.	Cleveland	OH	44120-2098	Engineering	Donald Theisen PE #17684
3260	Trileaf Corporation	10845 Olive blvd	St. Louis	MO	63141-7760	Engineering	Roger Zimmer PE #16523
3261	Trinity Consultants, Inc.	11225 Huron Lane Suite 212	Little Rock	AR	72211-1861	Engineering	Shannon Lynn PE #10644

CI	Funds Ctr/CI Title	2017		Blocked	Adjusted Appropriation	Estm'd Salary Holding	FY17 Budgeted Amount	Monthly												Total Expenditures	Remaining Allotment less Commitments	
		Appropriation	Adjustment					July	August	September	October	November	December	January	February	March	April	May	June			
00	Salaries	284,554	0	14507	270,047	0	270,047	19,056.79	18,896.81	27,055.29	19,436.87	18,136.85	17,836.81	18,956.82	18,196.83	27,115.24	17,836.86	426.34	-	202,951.51	67,095.49	
01	Extra Help	12,000	0	0	12,000	0	12,000	947.12	944.25	1,299.07	898.47	855.56	1,118.80	1,190.34	1,004.34	1,259.01	1,144.55	6,600.60	-	17,262.11	(5,262.11)	
03	Matching	94,347	0	4116	90,231	0	90,231	6,892.14	6,864.79	8,760.26	7,026.47	6,685.48	6,720.83	6,924.87	6,724.05	8,863.60	6,727.57	4,685.13	-	76,875.19	13,355.81	
02	Operating Expense	208,649	0	0	208,649	0	208,649	7,173.63	4,376.38	28,971.52	4,528.02	5,824.11	(11,938.40)	20,000.28	6,320.57	3,081.72	4,738.23	-	-	73,076.06	135,572.94	
09	Travel	10,227	0	0	10,227	0	10,227	-	-	1,618.65	-	-	-	-	-	-	-	3,470.00	-	5,088.65	5,138.35	
10	Prof. Fees	7,144	0	0	7,144	0	7,144	-	-	-	-	3,470.00	-	-	-	-	-	-	-	3,470.00	3,674.00	
5	Construction	0	7,850	0	7,850	0	7,850	-	-	-	-	-	-	-	-	-	-	-	-	-	7,850.00	
25	Char 25-Don't asg GL	0	0	0	0	0	0	-	-	-	-	-	-	-	-	-	-	-	-	-	-	
Total		\$ 616,921	\$ 7,850	18623	606,148	0	606,148	\$ 34,069.68	\$ 31,082.23	\$ 67,704.79	\$ 31,889.83	\$ 34,972.00	\$ 13,738.04	\$ 47,072.31	\$ 32,245.79	\$ 40,319.57	\$ 30,447.21	\$ 15,182.07	\$ -	\$ 378,723.52	\$ 227,424.48	
02	Operating Expense	0	\$ 504,150	0	504,150	0	504,150	\$ -	\$ -	\$ -	\$ -	\$ -	\$ 2,220.00	\$ 3,819.40	\$ 2,395.90	\$ 38,290.90	\$ 77,612.90	\$ 33,438.90	\$ -	\$ 157,778.00	\$ 346,372.00	
10	Prof. Fees	0	\$ 38,000	0	38,000	0	38,000	\$ -	\$ -	\$ -	\$ -	\$ -	\$ 5,775.51	\$ 23,094.50	\$ 357.18	\$ 2,200.00	\$ 1,900.00	\$ 1,980.00	\$ 1,550.00	\$ -	\$ 36,857.19	\$ 1,142.81
5	Construction	0	\$ -	0	\$ -	0	\$ -	\$ -	\$ -	\$ -	\$ -	\$ -	\$ -	\$ -	\$ -	\$ -	\$ -	\$ -	\$ -	\$ -	\$ -	\$ -
857C Construction		\$ -	\$ 542,150	\$ -	\$ 542,150	\$ -	\$ 542,150	\$ -	\$ -	\$ -	\$ -	\$ -	\$ 5,775.51	\$ 25,314.50	\$ 4,176.58	\$ 4,595.90	\$ 40,190.90	\$ 79,592.90	\$ 34,988.90	\$ -	\$ 194,635.19	\$ 347,514.81
** Total		\$ 616,921	\$ 550,000	\$ 18,623	\$ 1,148,298	\$ -	\$ 1,148,298	\$ 34,069.68	\$ 31,082.23	\$ 67,704.79	\$ 31,889.83	\$ 40,747.51	\$ 39,052.54	\$ 51,248.89	\$ 36,841.69	\$ 80,510.47	\$ 110,040.11	\$ 50,170.97	\$ -	\$ 573,358.71	\$ 574,939.29	

	July	August	Sept	Oct	Nov	Dec	Jan	Feb	Mar	April	May	June	Revenue year to date
AASIS Total w/Adjustments	15,865.00	16,545.00	17,635.00	13,350.00	164,030.00	234,705.00	40,223.43	30,345.00	24,170.00	17,300.00	25,025.00	-	\$599,193.43
4049003000 Interest-Treas	2,023.03	1,571.03	-	794.37	1,005.77	928.03	1,745.56	2,037.16	2,710.62	2,015.04	2,089.61	-	\$16,920.22
4049007000 Interest-CD's	43.60	98.41	778.47	-	142.59	-	142.70	-	-	43.22	-	-	\$1,248.99
Revenue total	17,931.63	18,214.44	18,413.47	14,144.37	165,178.36	235,633.03	42,111.69	32,382.16	26,880.62	19,358.26	27,114.61	-	\$617,362.64

Revenue/Expen	\$ (16,138.05)	\$ (12,867.79)	\$ (49,291.32)	\$ (17,745.46)	\$ 124,430.85	\$ 196,580.49	\$ (9,137.20)	\$ (4,459.53)	\$ (53,629.85)	\$ (90,681.85)	\$ (23,056.36)	\$ -	\$44,003.93
---------------	----------------	----------------	----------------	----------------	---------------	---------------	---------------	---------------	----------------	----------------	----------------	------	-------------

1120001000 CD's Balance	188,478.61	188,577.02	188,577.02	188,577.02	188,719.61	188,719.61	188,862.31	188,862.31	188,862.31	188,905.53	188,905.53	-	Commitments
Cash in State Treasury Fund Balance FY17	1,003,210.91	979,538.39	939,922.11	922,966.65	1,031,004.94	1,181,890.40	1,223,465.37	1,227,862.29	1,175,864.69	1,084,029.62	928,996.58	-	93,577.00 02 construction
Cash in State Treasury Fund Balance FY16	1,051,363.67	1,020,043.11	985,160.44	970,973.31	1,058,524.89	1,225,340.94	1,263,677.73	1,234,354.94	1,207,899.78	1,188,287.76	1,116,814.04	1,017,972.56	
Cash in State Treasury Fund Balance FY15	930,434.09	910,304.89	885,550.00	857,008.56	946,010.48	1,130,574.19	1,150,879.53	1,127,630.93	1,112,401.97	1,121,157.49	1,095,000.01	1,073,722.38	
Cash in State Treasury Fund Balance FY14	936,113.10	902,906.19	873,059.38	901,833.57	873,059.38	1,074,138.68	1,078,802.37	1,062,925.51	1,029,406.70	997,978.78	962,023.37	947,010.07	\$ 93,577.00 total
Cash in State Treasury Fund Balance FY13	856,824.56	832,025.98	804,146.45	784,629.37	869,350.59	1,035,446.38	1,061,635.32	1,065,694.66	1,041,365.09	1,020,708.32	984,184.68	938,483.10	
Cash in State Treasury Fund Balance FY12	791,766.34	774,783.81	747,996.30	726,738.84	839,826.76	1,003,321.67	1,010,340.03	994,139.79	979,593.84	926,960.02	902,284.72	858,103.60	



Board of Licensure for Prof Engineers and Prof Surveyors (0236)
FY17 Revenue Reconciliation for the Month ending April 2017

AASIS Revenue

	<u>Amounts</u>
Application Fees (4041002000)	\$ 11,075.00
Certificate Fees (4041004000)	\$ 5.00
Testing Fees (4041005000)	\$ 100.00
Renewal Fees (4041007000)	\$ 4,060.00
Other Fees (4041028000)	\$ 450.00
Fines and Penalties (4042001000)	\$ 1,000.00
Reinstatement Fees (4041041000)	\$ 500.00
AASIS Total:	\$ 17,190.00

Adjustments

PELS current month receipts posted in AASIS in subsequent (+)	2,195.00
PELS prior month receipts posted in AASIS in current (-)	(2,085.00)
AASIS current month receipts reversed in subsequent	0.00
AASIS prior month receipts reversed in current	0.00
AASIS Balance Forward:	\$ 17,300.00

PELS receipts

Application Fees (4041002000)	\$ 10,875.00
Certificate Fees (4041004000)	\$ 5.00
Testing Fees (4041005000)	\$ 100.00
Renewal Fees (4041007000)	\$ 4,220.00
Other Fees (4041028000)	\$ 600.00
Fines and Penalties (4042001000)	\$ 1,000.00
Reinstatement Fees (4041041000)	\$ 500.00
Misc Revenue (4047099000)	\$ -
PELS Balance Forward:	\$ 17,300.00

Overage/Shortage (AASIS Balance Forward / PELS Balance Forward): \$ -

Explanation for discrepancy:



Attachment: Financial Comparison AASIS to PELS:

April 2017

The information on this schedule accurately reflects the cash receipts that have been received and deposited by this agency during the stated month. The total receipts and total deposits have been reconciled to AASIS.

All figures noted on this report have been verified by reviewing the deposit register and trial balance for the stated month. Any discrepancies have been investigated and resolved.

All receipt numbers and licenses issued have been accounted for. Any discrepancies have been investigated and resolved.

	5/19/2017
Assistant Executive Director	Date
	5/19/2017
Executive Director	Date

**Board of Licensure for Prof Engineers and Prof Surveyors (0236)
FY17 Revenue Reconciliation for the Month ending May 2017**

AASIS Revenue

	<u>Amounts</u>
Application Fees (4041002000)	\$ 13,675.00
Certificate Fees (4041004000)	\$ 10.00
Testing Fees (4041005000)	\$ -
Renewal Fees (4041007000)	\$ 10,080.00
Other Fees (4041028000)	\$ 300.00
Fines and Penalties (4042001000)	\$ -
Reinstatement Fees (4041041000)	\$ 400.00
AASIS Total:	\$ 24,465.00

Adjustments

PELS current month receipts posted in AASIS in subsequent (+)	2,755.00
PELS prior month receipts posted in AASIS in current (-)	(2,195.00)
AASIS current month receipts reversed in subsequent	0.00
AASIS prior month receipts reversed in current	0.00
AASIS Balance Forward:	\$ 25,025.00

PELS receipts

Application Fees (4041002000)	\$ 14,025.00
Certificate Fees (4041004000)	\$ 10.00
Testing Fees (4041005000)	\$ 100.00
Renewal Fees (4041007000)	\$ 10,540.00
Other Fees (4041028000)	\$ 150.00
Fines and Penalties (4042001000)	\$ -
Reinstatement Fees (4041041000)	\$ 200.00
Misc Revenue (4047099000)	\$ -
PELS Balance Forward:	\$ 25,025.00

Overage/Shortage (AASIS Balance Forward / PELS Balance Forward): \$ -



Explanation for discrepancy:

Attachment: Financial Comparison AASIS to PELS: May-17

The information on this schedule accurately reflects the cash receipts that have been received and deposited by this agency during the stated month. The total receipts and total deposits have been reconciled to AASIS.

All figures noted on this report have been verified by reviewing the deposit register and trial balance for the stated month. Any discrepancies have been investigated and resolved.

All receipt numbers and licenses issued have been accounted for. Any discrepancies have been investigated and resolved.

 Assistant Executive Director	6/14/2017 Date
 Executive Director	6/14/2017 Date

APRIL FY17

Warrant	Pay Meth	Print Date	Reference	Vendor	Vendor Name	Source Doc	Doc Type	Cost Ctr	Assignment #	G/L Acct	Commitment Item	Warrant Amount	Invoice Amount	Line Amount	Cashed Date
1710618544	W	4/2/2017	ACCT 47318761	0100061983	ENTERGY ARKANSAS INC	1004174773	KR	188210	10041747732017	5040001000	502:00:02	71.60	71.60	71.60	4/7/2017
1710618582	W	4/2/2017	3300904-3313952	0100075795	CLEAR MOUNTAIN REFRESHMENT SERVIC	1004174768	KR	188210	10041747682017	5040003100	502:00:02	31.99	31.99	21.09	4/11/2017
1710618582	W	4/2/2017	3300904-3313952	0100075795	CLEAR MOUNTAIN REFRESHMENT SERVIC	1004174768	KR	188210	10041747682017	5040011100	502:00:02	0.00	0.00	10.90	4/11/2017
1710618721	W	4/2/2017	INV 1888366	0100168992	ARKANSAS INFORMATION CONSORTIUM LI	1004174761	KR	188210	10041747612017	5080002200	502:00:02	979.15	979.15	979.15	4/14/2017
1710618761	W	4/2/2017	INV 23104	0100178352	HORTICARE & ASSOCIATES INCORPORATI	1004174754	KR	188210	10041747542017	5030005000	502:00:02	76.30	76.30	76.30	4/12/2017
1710619081	W	4/2/2017	ACCT 8030052.304	0800001526	CITY OF LITTLE ROCK	1004174751	KR	188210	10041747512017	5040003000	502:00:02	91.30	91.30	91.30	4/5/2017
1710621904	W	4/2/2017	REFUND	W023601	John Hardy Lawrence, Jr.	1004175081	KR	188210		5110002000	502:00:02	150.00	150.00	150.00	5/3/2017
1710621905	W	4/2/2017	REFUND	W023601	Wesley McConnell	1004174772	KR	188210		5110002000	502:00:02	50.00	50.00	50.00	
1710642502	W	4/6/2017	INV 55967	0100178352	HORTICARE & ASSOCIATES INCORPORATI	1004176893	KR	188210	10041768932017	5030005000	502:00:02	370.60	370.60	370.60	4/12/2017
1710643213	W	4/6/2017	EBD 04/03/2017	9906100006	DEPARTMENT OF FINANCE AND ADMINISTI	1004177984	KR	188230	10041779842017	5010006000	501:00:03	2,520.00	2,520.00	2,520.00	4/11/2017
1710643222	W	4/6/2017	INV 18559832	9906150001	DEPARTMENT OF FINANCE AND ADMINISTI	1004176886	KR	188250	10041768862017	5040005000	502:00:02	1,888.90	1,888.90	1,888.90	4/11/2017
1710651278	W	4/10/2017	INV3312070N26034	0100075795	CLEAR MOUNTAIN REFRESHMENT SERVIC	1004181122	KR	188210	10041811222017	5040003100	502:00:02	31.99	31.99	21.09	4/14/2017
1710651278	W	4/10/2017	INV3312070N26034	0100075795	CLEAR MOUNTAIN REFRESHMENT SERVIC	1004181122	KR	188210	10041811222017	5040011000	502:00:02	0.00	0.00	10.90	4/14/2017
1710651942	W	4/10/2017	INV4796119201	9904700001	DEPARTMENT OF INFORMATION SYSTEMS	0017029051	KG	188210	10041812002017	5040008500	502:00:02	315.79	-421.95	-387.66	4/19/2017
1710651942	W	4/10/2017	INV4796119201	9904700001	DEPARTMENT OF INFORMATION SYSTEMS	0017029051	KG	188210	10041812002017	5020002200	502:00:02	0.00	0.00	-34.29	4/19/2017
1710651942	W	4/10/2017	INV4796119201	9904700001	DEPARTMENT OF INFORMATION SYSTEMS	1004181200	KR	188210	10041812002017	5020003500	502:00:02	0.00	737.74	143.00	4/19/2017
1710651942	W	4/10/2017	INV4796119201	9904700001	DEPARTMENT OF INFORMATION SYSTEMS	1004181200	KR	188210	10041812002017	5040008500	502:00:02	0.00	0.00	187.26	4/19/2017
1710651942	W	4/10/2017	INV4796119201	9904700001	DEPARTMENT OF INFORMATION SYSTEMS	1004181200	KR	188210	10041812002017	5020002000	502:00:02	0.00	0.00	228.74	4/19/2017
1710651942	W	4/10/2017	INV4796119201	9904700001	DEPARTMENT OF INFORMATION SYSTEMS	1004181200	KR	188210	10041812002017	5020004200	502:00:02	0.00	0.00	11.25	4/19/2017
1710651942	W	4/10/2017	INV4796119201	9904700001	DEPARTMENT OF INFORMATION SYSTEMS	1004181200	KR	188210	10041812002017	5020004300	502:00:02	0.00	0.00	151.35	4/19/2017
1710651942	W	4/10/2017	INV4796119201	9904700001	DEPARTMENT OF INFORMATION SYSTEMS	1004181200	KR	188210	10041812002017	5020004000	502:00:02	0.00	0.00	16.14	4/19/2017
1710655458	W	4/11/2017	INV25%	0100031542	BELL CONSTRUCTION CO INC	0051845452	RE	188250	00518454522017	5030005000	502:00:02	75,724.00	75,724.00	75,724.00	4/14/2017
1710655487	W	4/11/2017	INV 3853	0100035493	SMITH ASSOCIATES ARCHITECTS PA	0051845448	RE	188250	00518454482017	5060002000	506:00:10	1,980.00	1,980.00	1,980.00	4/14/2017
1710655613	W	4/11/2017	623WOODLANE	0100056842	ARKLA CENTERPOINT ENERGY RESOURC	1004181537	KR	188210	10041815372017	5040004000	502:00:02	19.11	19.11	19.11	4/18/2017
1710656070	W	4/11/2017	INV1936250	0100168992	ARKANSAS INFORMATION CONSORTIUM LI	1004181677	KR	188210	10041816772017	5080002200	502:00:02	692.20	692.20	692.20	4/17/2017
1710669639	W	4/13/2017	REFUND	W023601	Craig Barron	1004183840	KR	188210		5110002000	502:00:02	75.00	75.00	75.00	5/11/2017
1710669640	W	4/13/2017	REFUND	W023601	Michael Joseph Juneau	1004183821	KR	188210		5110002000	502:00:02	75.00	75.00	75.00	5/3/2017
1710669641	W	4/13/2017	REFUND	W023601	Ross E. Bozeman	1004183833	KR	188210		5110002000	502:00:02	150.00	150.00	150.00	5/8/2017
PY		4/14/2017	ARKPR01406			0007094770	YB	188230		5010001000	501:00:00	8,918.41	8,918.41	8,918.41	
PY		4/14/2017	ARKPR01406			0007094770	YB	188230		5010002000	501:00:01	632.36	632.36	632.36	
PY		4/14/2017	ARKPR01406			0007094770	YB	188230		5010005000	501:00:03	633.56	633.56	633.56	
PY		4/14/2017	ARKPR01406			0007094770	YB	188230		5010006500	501:00:03	98.69	98.69	98.69	
PY		4/14/2017	ARKPR01406			0007094770	YB	188230		5010007000	501:00:03	1,384.86	1,384.86	1,384.86	
1710708646	W	4/25/2017	INV 22805112	0100003953	RICOH USA INC	0051853553	RE	188210	00518535532017	5030001000	502:00:02	167.24	167.24	167.24	5/8/2017
1710708955	W	4/25/2017	INV 85004678877	0100061983	ENTERGY ARKANSAS INC	1004190381	KR	188210	10041903812017	5040001000	502:00:02	62.53	62.53	62.53	5/8/2017
1710709045	W	4/25/2017	3279060/3301949	0100075795	CLEAR MOUNTAIN REFRESHMENT SERVIC	1004191073	KR	188210	10041910732017	5040003100	502:00:02	37.39	37.39	26.49	5/4/2017
1710709045	W	4/25/2017	3279060/3301949	0100075795	CLEAR MOUNTAIN REFRESHMENT SERVIC	1004191073	KR	188210	10041910732017	5040011000	502:00:02	0.00	0.00	10.90	5/4/2017
1710709071	W	4/25/2017	INV 92622925	0100085910	MATTHEW BENDER & COMPANY INC	1004190378	KR	188210	10041903782017	5090018000	502:00:02	110.18	110.18	110.18	5/8/2017
1710709758	W	4/25/2017	POSTAGE	0500001254	UNITED STATES POSTAL SERVICE	1004190385	KR	188210	10041903852017	5020001000	502:00:02	50.00	50.00	50.00	
1710710016	W	4/25/2017	INV B0006335	9901350028	UNIVERSITY OF ARKANSAS	1004187041	KR	188210	10041870412017	5030002000	502:00:02	738.19	738.19	738.19	5/4/2017
1720793358	A	4/27/2017	0236041720170091	0100099611	US BANK CPS	8035571650	ZY	188210	4246044555710080	5020005000	502:00:02	279.87	291.74	10.60	5/1/2017
1720793358	A	4/27/2017	0236041720170091	0100099611	US BANK CPS	8035571650	ZY	188210	4246044555710080	5090006000	502:00:02	0.00	0.00	271.64	5/1/2017
1720793358	A	4/27/2017	0236041720170091	0100099611	US BANK CPS	8035571650	ZY	188210	4246044555710080	5090022000	502:00:02	0.00	0.00	9.50	5/1/2017
1720793358	A	4/27/2017	0236041720170090	0100099611	US BANK CPS	8035571844	ZY	188210	4246044555710080	5090006000	502:00:02	0.00	-11.87	-11.87	5/1/2017
1710729886	W	4/27/2017	INV 3321664	0100075795	CLEAR MOUNTAIN REFRESHMENT SERVIC	1004191659	KR	188210	10041916592017	5040003100	502:00:02	33.36	33.36	33.36	5/4/2017
1710730666	W	4/27/2017	ACCT 8030052304	0800001526	CITY OF LITTLE ROCK	1004191722	KR	188210	10041917222017	5040003000	502:00:02	79.44	79.44	79.44	5/4/2017
PY		4/28/2017	ARKPR01329			0007100414	YB	188230		5010001000	501:00:00	8,918.45	8,918.45	8,918.45	
PY		4/28/2017	ARKPR01329			0007100414	YB	188230		5010002000	501:00:01	512.19	512.19	512.19	
PY		4/28/2017	ARKPR01329			0007100414	YB	188230		5010005000	501:00:03	624.33	624.33	624.33	
PY		4/28/2017	ARKPR01329			0007100414	YB	188230		5010006500	501:00:03	98.69	98.69	98.69	
PY		4/28/2017	ARKPR01329			0007100414	YB	188230		5010007000	501:00:03	1,367.44	1,367.44	1,367.44	
												110,040.11	110,040.11	110,040.11	

MAY FY17

Warrant	Pay Meth	Print Date	Reference	Vendor	Vendor Name	Source Doc	Doc Type	Cost Ctr	Assignment #	G/L Acct	Commitment Item	Warrant Amount	Invoice Amount	Line Amount	Cashed Date
1710767621	W	5/3/2017	INV 2016270465	0100061983	ENTERGY ARKANSAS INC	1004194155	KR	188250	10041941552017	5040001000	502:00:02	531.85	531.85	531.85	5/16/2017
1710768251	W	5/3/2017	INV 8122210630	0100217837	SHRED-IT US JV LLC	1004194194	KR	188210	10041941942017	5080014100	502:00:02	48.55	48.55	48.55	5/16/2017
1710768545	W	5/3/2017	INV 3970719201	9904700001	DEPARTMENT OF INFORMATION SYSTEMS	1004194247	KR	188210	10041942472017	5020003500	502:00:02	1,292.53	1,292.53	143.00	5/17/2017
1710768545	W	5/3/2017	INV 3970719201	9904700001	DEPARTMENT OF INFORMATION SYSTEMS	1004194247	KR	188210	10041942472017	5040008500	502:00:02	0.00	0.00	67.50	5/17/2017

1710789020	W	5/9/2017	REFUND	W023601	Charles Edward Prewitt	1004194209	KR	188210		5110002000	502:00:02	150.00	150.00	150.00	5/16/2017
1710789021	W	5/9/2017	REFUND	W023601	Ray K. Thom	1004197021	KR	188210		5110002000	502:00:02	150.00	150.00	150.00	6/5/2017
1710792087	W	5/10/2017	5/01/2017	0100168726	ELGIN RICHARD LEWIS	1004197105	KR	188210	10041971052017	5060001000	506:00:10	3,470.00	3,470.00	3,470.00	5/17/2017
1710792778	W	5/10/2017	INV 18562296	9906150001	DEPARTMENT OF FINANCE AND ADMINIST	1004196998	KR	188250	10041969982017	5040005000	502:00:02	1,888.90	1,888.90	1,888.90	5/15/2017
PY		5/12/2017	ARKPR01486			0007106185	YB	188230		5010001000	501:00:00	8,918.40	8,918.40	8,918.40	
PY		5/12/2017	ARKPR01486			0007106185	YB	188230		5010002000	501:00:01	426.34	426.34	426.34	
PY		5/12/2017	ARKPR01486			0007106185	YB	188230		5010005000	501:00:03	617.78	617.78	617.78	
PY		5/12/2017	ARKPR01486			0007106185	YB	188230		5010006500	501:00:03	98.69	98.69	98.69	
PY		5/12/2017	ARKPR01486			0007106185	YB	188230		5010007000	501:00:03	1,354.99	1,354.99	1,354.99	
1710798146	W	5/15/2017	04/30/2017	0100031542	BELL CONSTRUCTION CO INC	0051861753	RE	188250	00518617532017	5030005000	502:00:02	144,704.25	144,704.25	144,704.25	5/23/2017
1710798167	W	5/15/2017	INV 3861	0100035493	SMITH ASSOCIATES ARCHITECTS PA	0051864756	RE	188250	00518647562017	5060002000	506:00:10	1,550.00	1,550.00	1,550.00	5/19/2017
1710801642	W	5/16/2017	B&S JOB 2515-76	0100065798	BALDWIN & SHELL CONSTRUCTION CO	1004201401	KR	188250	10042014012017	5030005000	502:00:02	485.00	485.00	485.00	5/24/2017
1710801918	W	5/16/2017	INV 64708	0100163371	U S BAGEL INC	1004201495	KR	188210	10042014952017	5090019000	502:00:02	145.13	145.13	145.13	5/25/2017
1710802044	W	5/16/2017	INV 300	0100190406	OTIS KIRKLAND	1004204350	KR	188210	10042043502017	5080022000	502:00:02	225.00	225.00	225.00	5/22/2017
1710813040	W	5/21/2017	BOARD MEETING	0000102370	IVAN L HOFFMAN JR	1004206270	KR	188210	10042062702017	5050020200	502:00:02	273.47	273.47	108.10	6/1/2017
1710813040	W	5/21/2017	BOARD MEETING	0000102370	IVAN L HOFFMAN JR	1004206270	KR	188210	10042062702017	5050020100	502:00:02	0.00	0.00	27.36	6/1/2017
1710813040	W	5/21/2017	BOARD MEETING	0000102370	IVAN L HOFFMAN JR	1004206270	KR	188210	10042062702017	5050020300	502:00:02	0.00	0.00	5.00	6/1/2017
1710813040	W	5/21/2017	BOARD MEETING	0000102370	IVAN L HOFFMAN JR	1004206270	KR	188210	10042062702017	5050020400	502:00:02	0.00	0.00	133.01	6/1/2017
1710813041	W	5/21/2017	BOARD MEETING	0000102753	RODNEY D WILLIAMS	1004206231	KR	188210	10042062312017	5050020400	502:00:02	163.80	163.80	163.80	5/31/2017
1710813044	W	5/21/2017	BOARD MEETING	0000104781	RONNIE HAWKINS PE PS	1004206249	KR	188210	10042062492017	5050020200	502:00:02	247.41	247.41	108.10	6/6/2017
1710813044	W	5/21/2017	BOARD MEETING	0000104781	RONNIE HAWKINS PE PS	1004206249	KR	188210	10042062492017	5050020400	502:00:02	0.00	0.00	139.31	6/6/2017
1710813050	W	5/21/2017	BOARD MEETING	0000106356	DAVID B BEASLEY	1004206240	KR	188210	10042062402017	5050020200	502:00:02	245.20	245.20	108.10	
1710813050	W	5/21/2017	BOARD MEETING	0000106356	DAVID B BEASLEY	1004206240	KR	188210	10042062402017	5050020100	502:00:02	0.00	0.00	18.83	
1710813050	W	5/21/2017	BOARD MEETING	0000106356	DAVID B BEASLEY	1004206240	KR	188210	10042062402017	5050020400	502:00:02	0.00	0.00	118.27	
1710813053	W	5/21/2017	BOARD MEETING	0000106577	BRIAN J MOORE PE	1004206254	KR	188210	10042062542017	5050020400	502:00:02	170.52	170.52	170.52	6/2/2017
1710813054	W	5/21/2017	BOARD MEETING	0000106631	THOMAS R SCOTT III	1004206234	KR	188210	10042062342017	5050020400	502:00:02	11.08	11.08	11.08	6/1/2017
1710813123	W	5/21/2017	INV 22935590	0100003953	RICOH USA INC	0051867850	RE	188210	00518678502017	5030001000	502:00:02	167.24	167.24	167.24	5/31/2017
1710813358	W	5/21/2017	ACCT 3521042-6	0100056842	ARKLA CENTERPOINT ENERGY RESOURCE	1004201259	KR	188210	10042012592017	5040004000	502:00:02	16.81	16.81	16.81	6/1/2017
1710813717	W	5/21/2017	INV 1990246	0100168992	ARKANSAS INFORMATION CONSORTIUM LI	1004207397	KR	188210	10042073972017	5080002200	502:00:02	480.95	480.95	480.95	5/30/2017
1710819306	W	5/23/2017	INV N6556204	0100167418	MAILFINANCE INC	0051869015	RE	188210	00518690152017	5040011000	502:00:02	142.96	142.96	142.96	6/5/2017
1710824490	W	5/24/2017	INV0000E197Y0207	0100040906	UNITED PARCEL SERVICE INC	1004208391	KR	188210	10042083912017	5020005000	502:00:02	4.41	4.41	4.41	6/5/2017
1710826044	W	5/24/2017	REFUND	W023601	Geoffrey Vanallen	1004209694	KR	188210		5110002000	502:00:02	75.00	75.00	75.00	
1720884803	A	5/25/2017	0236051520170086	0100099611	US BANK CPS	8035812161	ZY	188210	4246044555710080	5020005000	502:00:02	134.35	134.35	28.65	5/30/2017
1720884803	A	5/25/2017	0236051520170086	0100099611	US BANK CPS	8035812161	ZY	188210	4246044555710080	5090006000	502:00:02	0.00	0.00	90.70	5/30/2017
1720884803	A	5/25/2017	0236051520170086	0100099611	US BANK CPS	8035812161	ZY	188210	4246044555710080	5090019000	502:00:02	0.00	0.00	15.00	5/30/2017
1710827782	W	5/25/2017	ACCT803-0052.304	0800001526	CITY OF LITTLE ROCK	1004210282	KR	188210	10042102822017	5040003000	502:00:02	91.31	91.31	91.31	6/2/2017
PY		5/26/2017	ARKPR01377			0007111858	YB	188230		5010001000	501:00:00	8,918.43	8,918.43	8,918.43	
PY		5/26/2017	ARKPR01377			0007111858	YB	188230		5010001900	501:00:00	420.00	420.00	420.00	
PY		5/26/2017	ARKPR01377			0007111858	YB	188230		5010005000	501:00:03	618.41	618.41	618.41	
PY		5/26/2017	ARKPR01377			0007111858	YB	188230		5010006500	501:00:03	97.56	97.56	97.56	
PY		5/26/2017	ARKPR01377			0007111858	YB	188230		5010007000	501:00:03	1,293.17	1,293.17	1,293.17	
1710832775	W	5/30/2017	ACCT 47318761	0100061983	ENTERGY ARKANSAS INC	1004211450	KR	188210	10042114502017	5040001000	502:00:02	50.25	50.25	50.25	6/13/2017
												182,598.90	182,598.90	182,598.90	

5010001000 Regular Salaries Staff

					April -	May (FY17)		
FOR period start date	For-period end date	Personnel Number	Name of Employee or Applicant	Wage Type Long Text	Amount	Posting document		
3/26/2017	4/8/2017	84350	GRANT GRIGG	1200 Regular working time	1,870.70	7962270		
		84350	GRANT GRIGG	1251 Vacation pay	95.58	7962270		
		84350	GRANT GRIGG	1265 Birth Day	218.48	7962270		
			GRANT GRIGG		2,184.76			
		1185	HEATHER N RICHARDSON	1252 Sick pay	76.81	7962270		
		1185	HEATHER N RICHARDSON	1251 Vacation pay	273.10	7962270		
		1185	HEATHER N RICHARDSON	1251 Vacation pay	273.10	7962270		
		1185	HEATHER N RICHARDSON	1251 Vacation pay	273.10	7962270		
		1185	HEATHER N RICHARDSON	1200 Regular working time	1,834.92	7962270		
			HEATHER N RICHARDSON		2,731.03			
3/26/2017	4/8/2017	28444	LINDA S STONE	1200 Regular working time	875.54	7962270		
		28444	LINDA S STONE	1251 Vacation pay	161.02	7962270		
		28444	LINDA S STONE	1251 Vacation pay	161.02	7962270		
		28444	LINDA S STONE	1251 Vacation pay	161.02	7962270		
		28444	LINDA S STONE	1251 Vacation pay	90.57	7962270		
		28444	LINDA S STONE	1252 Sick pay	161.02	7962270		
			LINDA S STONE		1,610.19			
		19356	MARILYN F SMITH	1200 Regular working time	1,151.60	7962270		
			MARILYN F SMITH		1,151.60			
		3/26/2017	4/8/2017	28472	VIRGINIA S DAVIS	1200 Regular working time	1,054.71	7962270
28472	VIRGINIA S DAVIS			1252 Sick pay	96.94	7962270		
28472	VIRGINIA S DAVIS			1252 Sick pay	89.18	7962270		
	VIRGINIA S DAVIS				1,240.83			
					8,918.41			
4/9/2017	4/22/2017			84350	GRANT GRIGG	1251 Vacation pay	218.48	7982092
				84350	GRANT GRIGG	1200 Regular working time	1,966.28	7982092
					GRANT GRIGG		2,184.76	
				1185	HEATHER N RICHARDSON	1252 Sick pay	51.21	7982092
				1185	HEATHER N RICHARDSON	1252 Sick pay	85.35	7982092
		1185	HEATHER N RICHARDSON	1251 Vacation pay	68.28	7982092		
		1185	HEATHER N RICHARDSON	1251 Vacation pay	119.48	7982092		
		1185	HEATHER N RICHARDSON	1200 Regular working time	2,406.73	7982092		
			HEATHER N RICHARDSON		2,731.05			
		4/9/2017	4/22/2017	28444	LINDA S STONE	1200 Regular working time	322.04	7982092
28444	LINDA S STONE			1252 Sick pay	161.02	7982092		
28444	LINDA S STONE			1252 Sick pay	161.02	7982092		
28444	LINDA S STONE			1252 Sick pay	161.02	7982092		
28444	LINDA S STONE			1252 Sick pay	161.02	7982092		
28444	LINDA S STONE			1252 Sick pay	161.02	7982092		
28444	LINDA S STONE			1252 Sick pay	161.02	7982092		
28444	LINDA S STONE			1252 Sick pay	161.02	7982092		
28444	LINDA S STONE			1252 Sick pay	161.02	7982092		
	LINDA S STONE				1,610.20			
4/9/2017	4/22/2017	19356	MARILYN F SMITH	1200 Regular working time	806.12	7982092		
		19356	MARILYN F SMITH	1251 Vacation pay	115.16	7982092		
		19356	MARILYN F SMITH	1252 Sick pay	115.16	7982092		
		19356	MARILYN F SMITH	1252 Sick pay	115.16	7982092		
			MARILYN F SMITH		1,151.60			
		28472	VIRGINIA S DAVIS	1200 Regular working time	1,217.57	7982092		
		28472	VIRGINIA S DAVIS	1252 Sick pay	23.27	7982092		
			VIRGINIA S DAVIS		1,240.84			
					8,918.45			

FOR period start date	For-period end date	Personnel Number	Name of Employee or Applicant	Wage Type Long Text	Amount	Posting document
4/23/2017	5/6/2017	84350	GRANT GRIGG	1200 Regular working time	2,075.52	8002224
		84350	GRANT GRIGG	1251 Vacation pay	68.27	8002224
		84350	GRANT GRIGG	1274 Child Ed Act Leave	40.96	8002224
			GRANT GRIGG		2,184.75	
		1185	HEATHER N RICHARDSON	1200 Regular working time	2,731.04	8002224
			HEATHER N RICHARDSON		2,731.04	
		28444	LINDA S STONE	1200 Regular working time	1,610.18	8002224
			LINDA S STONE		1,610.18	
		19356	MARILYN F SMITH	1200 Regular working time	964.47	8002224
		19356	MARILYN F SMITH	1251 Vacation pay	115.16	8002224
		19356	MARILYN F SMITH	1251 Vacation pay	14.40	8002224
		19356	MARILYN F SMITH	1251 Vacation pay	57.58	8002224
			MARILYN F SMITH		1,151.61	
		28472	VIRGINIA S DAVIS	1200 Regular working time	868.58	8002224
		28472	VIRGINIA S DAVIS	1252 Sick pay	124.08	8002224
28472	VIRGINIA S DAVIS	1252 Sick pay	124.08	8002224		
28472	VIRGINIA S DAVIS	1252 Sick pay	124.08	8002224		
	VIRGINIA S DAVIS		1,240.82			
			8,918.40			

FOR period start date	For-period end date	Personnel Number	Name of Employee or Applicant	Wage Type Long Text	Amount	Posting document
5/7/2017	5/20/2017	84350	GRANT GRIGG	1200 Regular working time	2,143.80	8022104
		84350	GRANT GRIGG	1251 Vacation pay	40.96	8022104
			GRANT GRIGG		2,184.76	
		1185	HEATHER N RICHARDSON	1200 Regular working time	2,389.66	8022104
		1185	HEATHER N RICHARDSON	1251 Vacation pay	273.10	8022104
		1185	HEATHER N RICHARDSON	1251 Vacation pay	34.14	8022104
		1185	HEATHER N RICHARDSON	1252 Sick pay	34.14	8022104
			HEATHER N RICHARDSON		2,731.04	
		28444	LINDA S STONE	1200 Regular working time	1,288.15	8022104
		28444	LINDA S STONE	1252 Sick pay	161.02	8022104
		28444	LINDA S STONE	1252 Sick pay	161.02	8022104
			LINDA S STONE		1,610.19	
		19356	MARILYN F SMITH	1200 Regular working time	993.26	8022104
		19356	MARILYN F SMITH	1252 Sick pay	115.16	8022104
		19356	MARILYN F SMITH	1274 Child Ed Act Leave	43.19	8022104
	MARILYN F SMITH		1,151.61			
28472	VIRGINIA S DAVIS	1200 Regular working time	1,229.20	8022104		
28472	VIRGINIA S DAVIS	1252 Sick pay	11.63	8022104		
	VIRGINIA S DAVIS		1,240.83			
			8,918.43			

5010002000 Extra Help

FOR period start date	For-period end date	Personnel Number	Name of Employee or Applicant	Wage Type Long Text	Amount	Posting document
3/26/2017	4/8/2017	56639	SHIRLEY BYERS	1200 Regular working time	632.36	7962270
			SHIRLEY BYERS		632.36	
					632.36	

FOR period start date	For-period end date	Personnel Number	Name of Employee or Applicant	Wage Type Long Text	Amount	Posting document
4/9/2017	4/22/2017	56639	SHIRLEY BYERS	1200 Regular working time	512.19	7982092
			SHIRLEY BYERS		512.19	
					512.19	

FOR period start date	For-period end date	Personnel Number	Name of Employee or Applicant	Wage Type Long Text	Amount	Posting document

4/23/2017	5/6/2017	56639	SHIRLEY BYERS	1200 Regular working time	426.34	8002224
			SHIRLEY BYERS		426.34	
					426.34	

5010001900 Stipends

FOR period start date	For-period end date	Personnel Number	Name of Employee or Applicant	Wage Type Long Text	Amount	Posting document
5/7/2017	5/20/2017	86103	DAN C YOUNG	1163 60.00 Stipend Board/	60.00	8022104
			DAN C YOUNG		60.00	
		52612	HAROLD J ENGSTROM	1163 60.00 Stipend Board/	60.00	8022104
			HAROLD J ENGSTROM		60.00	
		52614	IVAN HOFFMAN Jr	1163 60.00 Stipend Board/	60.00	8022104
			IVAN HOFFMAN Jr		60.00	
		111903	Mr. BRIAN J. MOORE	1163 60.00 Stipend Board/	60.00	8022104
			Mr. BRIAN J. MOORE		60.00	
		106621	Mr. DAVID B. BEASLEY	1163 60.00 Stipend Board/	60.00	8022104
			Mr. DAVID B. BEASLEY		60.00	
		112945	Mr. THOMAS R. SCOTT	1163 60.00 Stipend Board/	60.00	8022104
			Mr. THOMAS R. SCOTT		60.00	
		78435	RONALD R HAWKINS	1163 60.00 Stipend Board/	60.00	8022104
			RONALD R HAWKINS		60.00	
					420.00	

FY17 Periods 1 - 11 (July - May)	Debit	Credit	Balance
1000236001 CJ ELS 0236 # 001	102,576.86	-102,576.86	0
1010103000 Petty Cash	200	-200	0
** Cash On Hand	102,776.86	-102,776.86	0
1100001000 Treasury	1,678,828.90	-748,091.48	930,737.42
1100001001 Treasury Outgoing	466,271.86	-468,012.70	-1,740.84
1100001003 Treasury EFT Out	1,422.71	-1,422.71	0
1100001005 Treasury Tnsfrs Out	283,092.44	-283,092.44	0
1100001006 Treasury Tnsfrs In	3,996.18	-3,996.18	0
* Cash Available to Spend	2,433,612.09	-1,504,615.51	928,996.58
1100001002 Treasury Incoming	107,396.27	-107,396.27	0
1100001004 Treasury EFT In	4,884,955.01	-4,884,955.01	0
* Deposits in Transit	4,992,351.28	-4,992,351.28	0
** Cash in State Treasury	7,425,963.37	-6,496,966.79	928,996.58
1100002000 Non-AASIS House Bank	8,933.00	-8,933.00	0
** Cash in Bank	8,933.00	-8,933.00	0
1120001000 Invest CD	313,754.28	-124,848.75	188,905.53
** Investments	313,754.28	-124,848.75	188,905.53
1130001000 Customer AR	2,000.00	-2000	0.00
** Customer Receivables	2,000.00	-2000	0.00
1140003100 Int Agy Due to/from	1,265.00	-1,265.00	0
1140003300 Payroll Fund DT/DF	282,834.35	-282,834.35	0
** Interfund Receivable	284,099.35	-284,099.35	0
1160001000 Accrued Interest	2,475.15	-2,475.15	0
** Accrued Income	2,475.15	-2,475.15	0
1190002000 PP Exp - Accrual Eng	2,530.00	-2,530.00	0
1190002500 PP Exp - YE Accruals	15,483.26	-15,483.26	0
** Pre-Paid Expenses	18,013.26	-18,013.26	0
1990110000 Land Improve (Mod)	69,366.19	0	69,366.19
1990130000 Buildings (Modified)	446,190.60	0	446,190.60
1990150000 Equipment (Modified)	27,733.97	-26,295.12	1,438.85
1990160000 Low Val Assets (Mod)	47,720.85	-403.13	47,317.72
1991100000 AUC (Modified)	132,883.27	0	132,883.27
** Modified Accrual Fixed Assets	723,894.88	-26,698.25	697,196.63
1991320000 Land Improv FullCAFR	69,366.19	0	69,366.19
1991321000 Land Improv(FContra)	0	-69,366.19	-69,366.19
1991340000 Buildings Full CAFR	446,190.60	0	446,190.60
1991341000 Buildings (F Contra)	0	-446,190.60	-446,190.60
1991360000 Equipment Full CAFR	37,928.00	-36,489.15	1,438.85
1991361000 Equip. F Contra CAFR	10,194.03	-37,928.00	-27,733.97
1991370000 Low Val Asset (Full)	47,720.85	-403.13	47,317.72
1991371000 LVA (Full Contra)	0	-72,675.05	-72,675.05
1991420000 AUC (Full)	132,883.27	0	132,883.27
1991421000 AUC (Full Contra)	0	-132,883.27	-132,883.27
1992100000 AC Dep Lnd Imp(Full)	0	-15,904.40	-15,904.40
1992300000 AC Dep Bldg(Full)	0	-176,892.01	-176,892.01
1992500000 AC Dep Equipmnt(Full)	29,700.58	-31,139.43	-1,438.85
1992600000 AC Dep LV Asset(Full)	403.13	-47,720.85	-47,317.72
** Full Accrual Fixed Assets	774,386.65	-1,067,592.08	-293,205.43
2110001000 Vendor AP	372,353.63	-372,353.63	0.00
2110001100 Vendor Accrued Liab	1,366.66	-1,366.66	0
2110001101 Other Govt AP	50.00	-50.00	0
2110001102 Local Govt AP	1,616.87	-1,616.87	0
2110002000 Employee AP	1,906.01	-1,906.01	0
2111001000 GRIR Clearing	1,351,646.75	-1,351,646.75	0.00
** Accounts Payable	1728939.92	-1728939.92	0
2110007500 VENDOR OVRPMNT CLRG	216.86	-216.86	0
** Other Liabilities	216.86	-216.86	0
2110003000 Due To Other Funds	58,195.82	-58,195.82	0
2110004100 Inter Agency Due To	3,424.32	-3,424.32	0
** Interfund Due-To	61,620.14	-61,620.14	0
2115006000 Acc Salary & Ben YE	10,342.43	-10,342.43	0

** Payroll Liability	10342.43	-10342.43	0
2120002300 UseSaleTax AP Offset	0	-3.73	-3.73
2120003091 02 Use Tax Payable	92.8	0	92.8
2120003099 Use Tax Payable Accr	28.58	-127.75	-99.17
** Due to Revenue	121.38	-131.48	-10.1
2130001100 Unearned Income	1,345,211.25	-1,345,211.25	0
** Unearned Revenues	1,345,211.25	-1,345,211.25	0
2115007000 Comp Ab Current	3,066.02	-3,066.02	0
2230002000 NC Accr Comp Absence	17,594.54	-17,594.54	0
** Accrued Leave	20,660.56	-20,660.56	0
2890002000 DFRD INFLOW-REVENUES	2,000.00	-2,000.00	0
** NC Claims & Judgements Payable	2,000.00	-2,000.00	0.00
3000000000 Fund Equity Clearing	1832975.76	-2,007,060.44	-174,084.68
3000002000 Fund Balance	44.44	-325169	-325,124.56
3000004000 Net Asset Restricted	13,328.56	0.00	13,328.56
3900000000 Batch Input-Asset Ld	27887.5	-10,194.03	17,693.47
3902100000 Inv GFA Lnd Imp (Mod	0	-69,366.19	-69,366.19
3902300000 Inv GFA Bldg (Mod)	0.00	-446,190.60	-446,190.60
3902500000 Inv GFA Equip (Mod)	26295.12	-27,733.97	-1,438.85
3902600000 Inv GFA LVA(Modified	403.13	-47,720.85	-47,317.72
3902920000 Inv GFA AUC (Mod)	0.00	-132,883.27	-132,883.27
** Fund Balance	1900934.51	-3,066,318.35	-1,165,383.84
4041002000 APPLICATION FEES	650	-127550	-126900
4041004000 OTH/CERTIFICATE FEE	0	-20.00	-20.00
4041005000 TESTING FEES	0	-6,365.00	-6,365.00
4041007000 RENEWAL FEE	860.00	-457,330.00	-456,470.00
4041028000 OTHER FEES	8680	-12,130.00	-3,450.00
4041041000 REINSTATEMENT	0.00	-4,600.00	-4,600.00
** OR - Fees	10,190.00	-607,995.00	-597805
4042002100 NBR - Penalties	1,000.00	-1,000.00	0
** OR - Fines and Penalties	1,000.00	-1,000.00	0.00
4043002100 NBR LICENSE & PERMIT	1,265.00	-447,083.75	-445,818.75
** OR - Licenses and Permits	1265	-447,083.75	-445,818.75
4049003000 INTEREST DISTRIB	0	-17698.69	-17698.69
4049003100 NBR Invest Earnings	99.15	0	99.15
4049007000 INTEREST CERT. DEP.	0	-470.52	-470.52
** OR - Investment Revenue	99.15	-18169.21	-18,070.06
5010001000 00 Regular Salaries	217842	0.00	217,842.00
5010001100 NBR - Personal Svs.	0	-8,466.19	-8,466.19
5010001600 NBR - Emp Benefits	0.00	-1934.59	-1,934.59
5010001900 Stipends	2,940.00	0	2,940.00
5010002000 01 Extra Help Sal	11,087.85	0	11,087.85
5010005000 03 FICA & Medic Exp	15,662.54	0	15,662.54
5010006000 03 Ben Ins Exp HAL	27,720.00	0	27,720.00
5010006500 Agency Cost of ARCAP	2,107.14	0	2,107.14
5010007000 03 Retirement Exp	33194.82	0	33194.82
5010010000 03 Work Comp Prem Tx	106.16	0.00	106.16
5010091000 NBR-Comp Ab. Expense	0.00	-20,660.56	-20,660.56
** Salary Expense	310660.51	-31061.34	279599.17
5020001000 Postage	760.29	0	760.29
5020002000 Telecomm Wired	2,664.81	-34.29	2,630.52
5020003500 02 Connectivity	1,336.03	0.00	1,336.03
5020004000 Network Services Exp	11,255.98	-9668.25	1,587.73
5020004200 Internet Serv-Tech	2,721.25	0	2,721.25
5020004300 02 Server &Email Svc	1336.25	0	1336.25
5020005000 Freight	257.33	0	257.33
5020006000 NBR Com & Trans Com	11,953.93	-946.01	11,007.92
** Communication & Transp. of Commod	32,285.87	-10,648.55	21,637.32
5030001000 Printing	3,927.64	-1839.63	2,088.01
5030002000 Bind Copy Collate	4308.85	0	4308.85
5030003000 Advertise Clip Svc	251.1	0	251.1
5030004100 NBR Printing & Adv.	0.00	-668.66	-668.66
** Printing & Advertising	8,487.59	-2508.29	5,979.30

5030005000	02-Bldg & Grds Maint	261677.86	0	261677.86
5030005100	Pest Control CI 02	209.28	0.00	209.28
5030005200	Major Building Proj.	53,800.00	-53800	0.00
5030007000	Hauling & Moving Exp	1,683.00	0.00	1,683.00
**	Repairing & Servicing	317,370.14	-53800	263,570.14
5040001000	Electricity	2,112.94	0	2,112.94
5040003000	Water & Sewage	1634.53	0	1634.53
5040003100	02 Water	235.42	0	235.42
5040004000	Natural Gas Propane	440.23	0	440.23
5040005000	Rent of Facilities	11333.4	0	11333.4
5040007000	Rent of Office Equip	167.24	-167.24	0.00
5040008500	02 Rent-Data Proc Eq	2,547.19	-387.66	2159.53
5040011000	Other Rent & Leases	1918.77	-857.78	1060.99
5040012000	NBR -Utilities & Ren	261.57	-196.54	65.03
**	Utilities & Rent	20651.29	-1609.22	19042.07
5050001000	02 Mileage	210.5	0	210.5
5050004100	09 - Meals	51.28	0	51.28
5050004200	09 - Lodging	1256.58	0	1256.58
5050006000	09 Common Carrier	50	0	50
5050010000	09 Ground Transport	72.83	0	72.83
5050012000	09 PRKNG FEES TRAVEL	113.36	0	113.36
5050014000	09 Other Travel Exp	74.6	0	74.6
5050018000	09 Conf Seminar Fees	0.00	0	0.00
5050020100	02Bd Mmbr Trav Meals	575.11	0	575.11
5050020200	02Bd Mmbr Trav Lodg	3,581.17	0	3,581.17
5050020300	02Bd Mmbr Trav Other	1,110.15	-553.2	556.95
5050020400	02BdMbr Trvl Mileage	5,504.21	0	5,504.21
**	Travel & Subsistence	12,599.79	-553.20	12,046.59
5060001000	Professional Adm Fee	6,940.00	0	6,940.00
5060002000	Eng & Architect Fees	105957.36	-70427.36	35530
5060002100	Reimb Eng & Arch	1,327.19	0.00	1,327.19
5080015000	02 MiscTech SrvNonIT	353.2	0	353.2
**	Professional Services & Fees	114577.75	-70427.36	44150.39
5070001000	Surety Perform Bonds	20.82	0	20.82
5070003000	Bld Contents Ins	914.19	0	914.19
**	Insurance & Bonds	935.01	0	935.01
5080001000	M&R Service Fees	74.20	0	74.20
5080002200	EFT PROCESSING FEES	22,514.05	0	22,514.05
5080006000	Assoc Member Dues	6500	0	6500
5080009000	Janitorial Service	1662.8	0	1662.8
5080013000	Security Services	216.87	-108.43	108.44
5080014100	Recycling Services	368.73	0	368.73
5080022000	Other Expenses Svc	271.87	0.00	271.87
5080029000	NBR - Other Exp, Svs	3,267.76	-921.75	2346.01
**	Other Expenses & Services	34876.28	-1030.18	33846.1
5090006000	Office Supplies	1,366.60	-88.14	1,278.46
5090018000	Subscriptions Pubs	362.89	0	362.89
5090019000	Food Purchases	1,480.52	-2.74	1,477.78
5090022000	02-Kit,Jan,House Sup	155.38	0	155.38
**	Commodities, Materials & Supplies	3,365.39	-90.88	3,274.51
5110002000	02 Other Refunds	3775	-380	3395
**	Refunds, Taxes & Claims	3775	-380	3395
6080001000	REF TO EXP-CURR YEAR	108.43	-108.43	0.00
**	Refunds	108.43	-108.43	0.00
5901020000	Depr Expense (Full)	18025.81	0	18025.81
**	Depreciation/Amortization	18025.81	0	18025.81
6060007200	M & R Transfers In	0	-23.25	-23.25
**	Transfers In/Out	0	-23.25	-23.25
6990001000	Prior Yr Warr Outlaw	0	-198.72	-198.72
6990003000	Prior Yr Ref to Exp	0.00	-85.00	-85.00
**	Prior Year Adjustment	0	-283.72	-283.72
***	BALANCE	15,616,616.86	-15,616,616.86	0

STATUS OF COMPLAINTS

As of June 14, 2017

Meeting Date: July, 11, 2017

Agenda Item: 5a

Case 2017-01 in the Matter of Pinkerton v McRorey

Complaint received on January 20, 2017, alleging negligence in the practice of Engineering, Inquiry letter sent on January 23, 2017. **Answer received February 13, 2017.**

Case 2017-02 In the Matter of Emmett v West

Complaint received on May 1, 2017, alleging negligence in the practice of Surveying, Inquiry letter sent on May 2, 2017. **Answer received May 25, 2017.**

Case 2017-03 in the matter of Board v Millett

Complaint received on May 15, 2017, alleging negligence in the practice of Engineering, Inquiry letter sent on May 15, 2017. **Answer received June 8, 2017**

Case 2017-04 In the Matter of Board v McMillen

Complaint received on June 9, 2017, alleging negligence in the practice of Surveying, Inquiry letter sent on June 9, 2017. **Waiting on answer.**

Case 2017-05 In the Matter of Board v Needham

Complaint received on June 9, 2017, alleging negligence in the practice of Engineering, Inquiry letter sent on June 9, 2017. **Waiting on answer.**

Case 2017-06 In the Matter of Willis v Woods

Complaint received on June 13, 2017, alleging negligence in the practice of Engineering, Inquiry letter sent on June 19, 2017. **Waiting on answer.**

Case 2017-07 In the Matter of Willis v Lindsey

Complaint received on June 13, 2017, alleging unlicensed practice of Engineering, Inquiry letter sent on June 19, 2017. **Waiting on answer.**

Arkansas State Board of Licensure
For
Professional Engineers And Professional Surveyors
623 Woodlane Drive, Little Rock, AR
Agenda for July 11, 2017 Board meeting

1. 10:00 a.m. Call to order President Bennett

2. Consent Agenda

- a. Approve Minutes of May 9, 2017 and May 25, 2017 meetings.
- b. Conditionally licensed registrants
 - i. PE Comity and Temporary Permits (with Model Law Engineer qualifications)
 - ii. EI's & SI's
 - iii. COA's
- c. Executive Director recommendations

3. Administrative Items

- a. Financial Report for April 2017 and May 2017.
- b. Bureau of Legislative Audit FY2015
- c. Building Committee-Exterior Update and Interior Scope of Work
- d. Arkansas Attorney General's Report

4. Applicants/discuss applications lists

- a. Applications recommended for discussion by the Executive Director and items removed from sections 2.b. and 2.c. of the consent agenda.

5. Complaint Committee Report

- a. Complaint Status Report
- b. Case Management Statistics
- c. Complaint Committee Consent Agenda
- d. CPC Audit results

6. Board Topics

- a. Reimbursement Amounts for NCEES 2017 Annual Meeting in Miami, FL
- b. NCEES Exam Changes
- c. Date and time for August meeting (no staff summary provided)
- d. Next Board Meeting scheduled for September 12, 2017 at 10:00am

7. Other

Lunch will be served at approximately 12:00pm