

Arkansas State Board of Licensure
for Professional Engineers and Professional Surveyors
Minutes – March 14, 2017

A meeting of The Board was convened at 8:30 a.m. in the Board Room of the Arkansas State Highway and Transportation Department located at 10324 Interstate 30, Little Rock, Arkansas, by President David Beasley. Other Members present were Rod Williams, Ivan Hoffman, Tom Scott, Jim Engstrom, Ronnie Hawkins, Brian Moore, and Scott Bennett, (absent-Young). Others attending were Executive Director Heather Richardson, Asst. Executive Director Linda Stone, Chief Investigator Grant Grigg and our Consultant for Building Renovations Scott Smith, Smith & Assoc.

Attendees for the Proceedings on Record, Charlie Moulton, Hearing Officer, Susan Whitfield, CCR, and Robert Callicott, PS with his Counsel, Gerry Schulze. In the matter of Robert Callicott, PS, Case 2013-13, President Beasley turned the meeting over to Julie Chavis, Agency Counsel, for the Proceedings on Record. Ms. Chavis presented a draft Consent Agreement and after discussion, a motion to reject the Consent Agreement was made (Hoffman moved, Williams seconded) and failed (for lack of votes). Another motion, to accept the Consent Agreement, was made (Scott moved, Bennett seconded) and carried (Hoffman opposed).

The Consent Agenda (Item 2) was reviewed and action taken as follows:

- a. Minutes;
 - 1) January 10, 2017, motion to approve, made (Bennett moved, Hoffman seconded) and carried.
 - 2) February 7, 2017, motion to approve, made (Bennett moved, Moore seconded) and carried.
- b. Conditionally licensed P.E.'s, Temporary Permits (with Engineer Model Law Qualifications), E.I.'s, S.I.'s and C.O.A.'s, marked as 2.b.i., 2.b.ii., and 2.b.iii. Motion was made (Hawkins moved, Bennett seconded) and carried to ratify the attached lists.
- c. In consideration of the Executive Director's Recommendations on:
 - 1) Approving the following applicants for licensure, motion made (Moore moved, Engstrom seconded) and carried;

Ilana Natalie Danzig PE	David Brandon Hird PE
Donald Wayne Deal PE	Istiaque Mahmud EI
Scott Allan Drake PE	A M Feroze Rashid EI
Erick Effendy PE	Mark Louis Thorpe PE
Shasta Gibbs Good PE	Brian Keith Witte PE
 - 2) James Irvin Dunbar PE to deny licensure based upon not meeting the current nor prior Rules of the Board, motion made (Engstrom moved, Hawkins seconded) and carried.

The following administrative matters (Agenda Item 3) were discussed with action noted as needed:

- a. Financial Reports for December 2016 & January 2017, motion was made (Williams moved, Hoffman seconded) and carried to accept the Financial Reports (Cash Fund, Revenue Reconciliations, Zwarrant Check Activity, Payroll Posting, and AASIS Trial Balance) as presented (attached).
- b. Building Committee – Phase 2 (interior) renovations are underway and may be finished by the first of June.
- c. It was reported that the case of Watkins v Board is still in the Court of Appeals.

The Board discussed, and acted upon, the following:

- Niroj Aryal PE – Motion made (Williams moved, Hawkins seconded) and carried to deny based upon needing additional experience.
- Kris M. Barker PE – Approve licensure by comity, motion made (Engstrom moved, Bennett seconded) and carried.
- Spencer N. Britton PE 10205 – Approve reinstatement, motion made (Williams moved, Hoffman seconded) and carried.
- Thirulokesh Krishnan PE – Approve licensure by comity, motion made (Scott moved, Bennett seconded) and carried.
- Michael K. O'Brien PE – Approve licensure by comity, motion made (Engstrom moved, Hawkins seconded) and carried.
- Brian A. Raine PE – Approve licensure by comity, motion made (Williams moved, Bennett seconded) and carried.
- Yi Zhao EI – Approve licensure, motion made (Engstrom moved, Williams seconded) and carried
- Scott Binchun Yao PE – Approve licensure by comity, motion made (Moore moved, Hoffman seconded) and carried.


On behalf of the Complaint Committee, Mr. Grigg presented the following:

- Status of Complaints:
 - Case 2016-04 In the Matter of Pruitt v Housley
Complaint received on August 22, 2016, alleging negligence in the practice of Surveying.
Inquiry letter sent on 9/7/2016, Answer Form Received on September 21, 2016.
 - Case 2017-01 in the Matter of Pinkerton v McRorey.
Complaint received on January 20, 2017, alleging negligence in the practice or Engineering,
Inquiry letter sent on January 23, 2017. Waiting on answer.
- An audit of Professionals (Engineers and Surveyors) was conducted and no licensees were referred to Complaint Committee for non-compliance.

The following Board Topics were discussed:

- Five Members plan on attending the NCEES 2017 Northeast/Southern Zone Meeting.
- Member discussed the various Bills filed during the 91st General Assembly.
- Upcoming Meeting dates May 8 (Building Committee) & May 9 (Complaint Committee / bi-monthly), 2017.


Business being thus concluded the meeting adjourned at 11:45 a.m.



David Beasley, President

5/9/17

Date



Heather Richardson, Executive Director

5/9/2017

Date

Agenda Items 2.b.i., 2.b.ii., 2.b.iii.

Tuesday, March 14, 2017

2.a.i - P.E.'s, Temporary Permits (with Model Law Qualifications), reapply due to 3 times fail exam, & reinstatements

PE #	Last	Middle Name	First	Type	Comity State	Temp #
PE #	Last Name	First Name	Middle Name	Type	Comity State	
10732	Dodane	Michael	L.	PE - C	Reinstatement	
10738	Klebanoff	Greg	H.	PE - C	Reinstatement	
11876	Moore	James	N.	PE - C	Reinstatement	
12779	Stephens	Douglas	Nolan	PE - C	Reinstatement	
13008	Batson	Joni	Smith	PE - C	Reinstatement	
17480	Etchison	Andrew	C.	PE - C		
17481	Robison	Aaron		PE - C		
17482	Cloudt	Harding		PE - C		
17483	Kam	Jiun		PE - C		
17484	Keim	Michael	A.	PE - C		
17485	McMahen	Ellis	Luke	PE - C		
17486	Motloch	Logan	Douglas	PE - C		
17487	Murdoch	Jere		PE - C		
17488	Schwarz	Eric	B.	PE - C		
17489	Swindell	Andrew		PE - C		
17490	Wiitanen	Ross	Paul	PE - C		
17491	Burkett	Terry	Bryce	PE - C		
17492	Sitz	Jimmie	A.	PE - C		
17493	Stanek	John	Paul	PE - C		
17494	O'Hearn	Timothy		PE - C		
17495	Simons	David	Faye	PE - C		
17496	Timberlake	Mark		PE - C		
17497	Weres	John	Steven	PE - C		
17498	Lee	Shane	Mark	PE - C		
17499	Canuteson	Jared	L.	PE - C		
17500	Cook	Christopher	Brian	PE - C		
17501	Heusel	Jonathan	David	PE - C		
17502	Wokasien	Sean	E.	PE - C		
17503	Boehmer	Theresa	Jean	PE - C		
17504	Lewis	Steven		PE - C		
17505	Coffelt	Sean	J.	PE - C		
17506	Leyk	Isaac	R.	PE - C		
17507	Tysl	Stephan	Robert	PE - C		
17508	Middleton	Donald	J.	PE - C		
17509	Yeiser	Jordan	Mark	PE - C		
17510	Czagas	Daniel	A.	PE - C		
17511	Martyn	David	John	PE - C		
17512	Madary	David	A.	PE - C		
17513	Milakovich	Ryan	Travis	PE - C		
17514	Mosher	Mitchell	Tyler	PE - C		

Agenda Items 2.b.i., 2.b.ii., 2.b.iii.

17515	Page	Jason	Douglas	PE - C		
17517	Trausch	Ross	Xavier	PE - C		
17518	Harder	Kevin	Allan	PE - C		
17519	Jensen	Matthew	David	PE - C		
17520	Twibell	Craig	A.	PE - C		
17521	Martin	Cara	L.	PE - C		
17522	Reynolds	Darren	D.	PE - C		
17523	Roseman	Daniel	Ray	PE - C		
17524	Kleyweg	Donald	N.	PE - C		
17525	Thompson	Curtis	Neil	PE - C		
17526	Tumblin	William	Ted	PE - C		
17527	Burrer	Eric	Warren	PE - C		
17528	Constantini	Paul	Louis	PE - C		
17529	Eardley	Randall	Scott	PE - C		
17530	Elder	John	Brittan	PE - C		
17531	Mahoney	Michelle		PE - C		
17532	Phetteplace	Brandon	J.	PE - C		
17533	Darville	Shane	M.	PE - C		
17534	Cooper	Michael	Scott	PE - C		

2.a.ii - SI's & E.I's

Intern #	Last	Middle Name	First	Type
697	Xiques	Nathan	Lee	SI
8683	Madden	Jeffrey	Dillon	EI
8684	Zulkosky	Kyle	Tyler	EI
8685	Cagle	Seth	A.	EI
8686	Griffin	Andrew	S.	EI
8687	Humbard	Quinton	T.	EI
8688	LeMonier	Wesley	Jay	EI
8689	Morgan	Andrew	David	EI
8690	Watson	Ryan	B.	EI
8691	Crane	Kyle	Christopher	EI
8692	Vaughan	James	Kyle	EI
8693	Halloran	Alexander	Paul	EI

2.a.iii - COA's (Certificates of Authority)

COA #	Company Name	Address	City	State	Zip	Type	AR PE/PS in CHG
3195	MiGre Engineers, LLC	1200 West SR434, Suite 301	Longwood	FL	32750-4959	Engineering	Michael Dodane PE #10732
3196	Arc Surveying & Mapping, Inc.	5567 Commander Drive, Suite 101	Arlington,	TN	38002-0017	Survey	Jeremy Loudonbeck PS #1827
3197	Hunt & Joiner, Inc.	1825 Market Center Blvd. #620	Dallas	TX	75207-3330	Engineering	Stephen Dial PE #8624
3198	ElDorado Forensics LLC	4009 Old Denton Road Suite 114-192	Carrollton	TX	75007-1000	Engineering	William Eldorado PE #13411
3199	KEY Engineering Group, Inc	965 Virginia Avenue	Hapeville	GA	30354-1339	Engineering	Gary Lott PE #11396
3200	Caruso Turley Scott, Inc	1215 W. Rio Salado Parkway	Tempe	AZ	85281-4800	Engineering	Paul Scott PE #6717

Agenda Items 2.b.i., 2.b.ii., 2.b.iii.

3201	Melroy Engineering, Inc.	370 E. Windmill Lane Ste. 100	Las Vegas	NV	89123-1840	Engineering	David Melroy PE #13714
3202	Structural Enginuity, Inc	959 Larchmont Ct	Aurora	IL	60504-5861	Engineering	Mark Tryon PE #17302
3203	Synergy Earth Systems, LLC	26240 Equity Dr.	Daphne	AL	36526-6193	Engineering	Sean Wokasien PE #17502
3204	KDK Engineering.LLC	PO Box 929	Manhattan	KS	66505-0929	Engineering	Darren Reynolds PE #17522
3205	DESMAN, INC	49 West 37th St., 5th Floor	New York	NY	10018-0183	Engineering	Don Swetin PE #16984
3206	Webster Environmental Associates, Inc.	13121 Eastpoint Park Blvd., Ste. E	Louisville	KY	40056-4164	Engineering	Bruce Koetter PE #17056
3207	Stephens Engineering Consultants, Inc.	7 Switchbud Place, Suite 120	The Woodlands	TX	77389-3707	Engineering	Douglas Stephens PE #12779
3208	Wier & Associates, Inc.	2201 E. Lamar Blvd., Ste., 200E	Arlington	TX	76006-7440	Engineering	Randall Eardley PE #17529
3209	Wiegmann & Associates, Inc.	750 Fountain Lake Blvd.	Saint Charles	MO	63301-4353	Engineering	Chad Wiegmann PE #17467

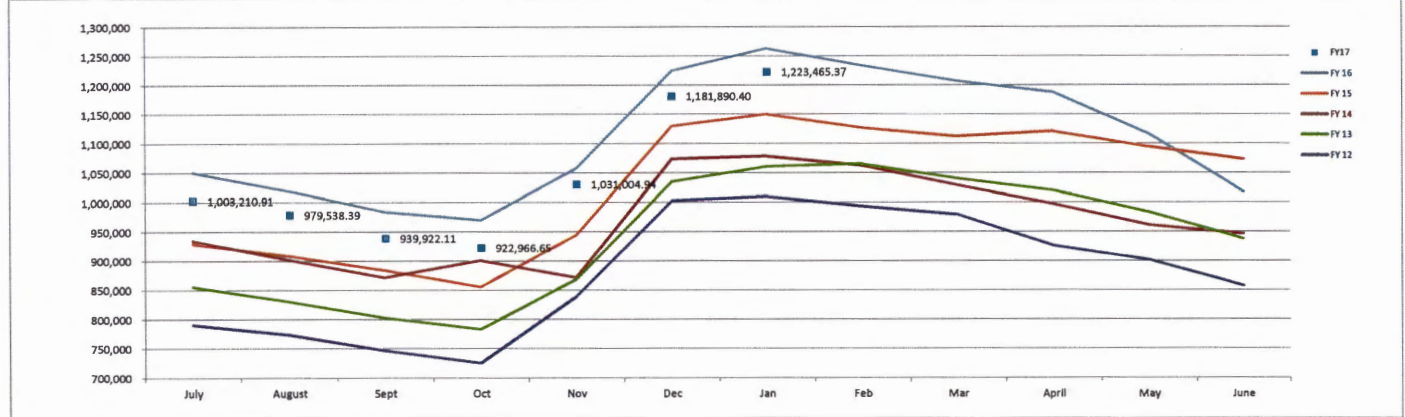
CI	Funds Ctr/CI Title	2017			Estm'd Salary Holding	FY17 Budgeted Amount	Month												Total Expenditures	Remaining Allotment less Commitments				
		Appropriation	Adjustment	Blocked			Adjusted Appropriation	July	August	September	October	November	December	January	February	March	April	May			June			
00	Salaries	284,554	0	14507	270,047	0	270,047	19,056.79	18,896.81	27,055.29	19,436.87	18,136.85	17,836.81	18,956.82	-	-	-	-	-	-	-	-	139,376.24	130,670.76
01	Extra Help	12,000	0	0	12,000	0	12,000	947.12	944.25	1,299.07	898.47	855.56	1,118.80	1,190.34	-	-	-	-	-	-	-	-	7,253.61	4,746.39
03	Matching	94,347	0	4116	90,231	0	90,231	6,892.14	6,864.79	8,760.26	7,026.47	6,685.48	6,720.83	6,924.87	-	-	-	-	-	-	-	-	49,874.84	40,356.16
02	Operating Expense	208,649	0	0	208,649	0	208,649	7,173.63	4,376.38	28,971.52	4,528.02	5,824.11	(11,938.40)	20,000.28	-	-	-	-	-	-	-	-	58,935.54	149,713.46
09	Travel	10,227	0	0	10,227	0	10,227	-	-	1,618.65	-	-	-	-	-	-	-	-	-	-	-	-	1,618.65	8,608.35
10	Prof. Fees	7,144	0	0	7,144	0	7,144	-	-	-	-	3,470.00	-	-	-	-	-	-	-	-	-	-	3,470.00	3,674.00
5	Construction	0	7,850	0	7,850	0	7,850	-	-	-	-	-	-	-	-	-	-	-	-	-	-	-	-	7,850.00
25	Char 25-Don't asg GL	0	0	0	0	0	0	-	-	-	-	-	-	-	-	-	-	-	-	-	-	-	-	-
Total		\$ 616,921	\$ 7,850	18623	606,148	0	606,148	\$ 34,069.68	\$ 31,082.23	\$ 67,704.79	\$ 31,889.83	\$ 34,972.00	\$ 13,738.04	\$ 47,072.31	\$ -	\$ -	\$ -	\$ -	\$ -	\$ -	\$ -	\$ -	\$ 260,528.88	\$ 345,619.12
02	Operating Expense	0	\$ 504,150	0	504,150	0	504,150	\$ -	\$ -	\$ -	\$ -	\$ -	\$ 2,220.00	\$ 3,819.40	\$ -	\$ -	\$ -	\$ -	\$ -	\$ -	\$ -	\$ -	\$ 6,039.40	\$ 498,110.60
10	Prof. Fees	0	\$ 38,000	0	38,000	0	38,000	\$ -	\$ -	\$ -	\$ -	\$ 5,775.51	\$ 23,004.50	\$ 357.18	\$ -	\$ -	\$ -	\$ -	\$ -	\$ -	\$ -	\$ -	\$ 29,227.19	\$ 8,772.81
5	Construction	0	0	0	0	0	0	\$ -	\$ -	\$ -	\$ -	\$ -	\$ -	\$ -	\$ -	\$ -	\$ -	\$ -	\$ -	\$ -	\$ -	\$ -	\$ -	\$ -
857C Construction		\$ -	\$ 542,150	\$ -	\$ 542,150	\$ -	\$ 542,150	\$ -	\$ -	\$ -	\$ -	\$ 5,775.51	\$ 25,314.50	\$ 4,176.58	\$ -	\$ -	\$ -	\$ -	\$ -	\$ -	\$ -	\$ -	\$ 35,266.59	\$ 506,883.41
** Total		\$ 616,921	\$ 550,000	\$ 18,623	\$ 1,148,298	\$ -	\$ 1,148,298	\$ 34,069.68	\$ 31,082.23	\$ 67,704.79	\$ 31,889.83	\$ 40,747.51	\$ 39,052.54	\$ 51,248.89	\$ -	\$ -	\$ -	\$ -	\$ -	\$ -	\$ -	\$ -	\$ 295,795.47	\$ 852,502.53

	July	August	Sept	Oct	Nov	Dec	Jan	Feb	Mar	April	May	June	Revenue year to date
AASIS Total w/Adjustments	15,865.00	16,545.00	17,935.00	13,350.00	164,030.00	234,705.00	40,223.43	5,310.00	-	-	-	-	\$507,663.43
4049003000 Interest-Treas	2,023.03	1,571.03	-	794.37	1,005.77	928.03	1,745.56	-	-	-	-	-	\$8,067.79
4049007000 Interest-CD's	43.60	98.41	778.47	-	142.59	-	142.70	-	-	-	-	-	\$1,205.77
Revenue total	17,931.63	18,214.44	18,413.47	14,144.37	165,178.36	235,633.03	42,111.69	5,310.00	-	-	-	-	\$516,936.99

Revenue/Expen	\$ (16,138.05)	\$ (12,867.79)	\$ (49,291.32)	\$ (17,745.46)	\$ 124,430.85	\$ 196,580.49	\$ (9,137.20)	\$ 5,310.00	\$ -	\$ -	\$ -	\$ -	\$ 221,141.52
----------------------	-----------------------	-----------------------	-----------------------	-----------------------	----------------------	----------------------	----------------------	--------------------	-------------	-------------	-------------	-------------	----------------------

1120001000 CD's Balance	188,478.61	188,577.02	188,577.02	188,577.02	188,719.61	188,719.61	188,862.31	-	-	-	-	-	Commitments
-------------------------	------------	------------	------------	------------	------------	------------	------------	---	---	---	---	---	-------------

	July	August	Sept	Oct	Nov	Dec	Jan	Feb	Mar	April	May	June	Commitments
Cash in State Treasury Fund Balance FY17	1,003,210.91	979,538.39	939,922.11	922,966.65	1,031,004.94	1,181,890.40	1,223,465.37	-	-	-	-	-	475000.00
Cash in State Treasury Fund Balance FY16	1,051,363.67	1,020,043.11	985,160.44	970,973.31	1,058,524.89	1,225,340.94	1,263,677.73	1,234,354.94	1,207,899.78	1,188,267.76	1,116,814.04	1,017,972.56	02 construction
Cash in State Treasury Fund Balance FY15	930,434.09	910,304.89	885,550.00	857,008.56	946,010.48	1,130,574.19	1,150,879.53	1,127,630.93	1,112,401.97	1,121,157.49	1,095,000.01	1,073,722.38	
Cash in State Treasury Fund Balance FY14	936,113.10	902,906.19	873,059.38	901,833.57	873,059.38	1,074,138.68	1,078,802.37	1,062,925.51	1,029,406.70	997,978.78	962,023.37	947,010.07	\$ 475,000.00 total
Cash in State Treasury Fund Balance FY13	856,824.56	832,025.98	804,146.45	784,629.37	869,350.59	1,035,446.38	1,061,635.32	1,065,694.66	1,041,365.09	1,020,708.32	984,184.68	938,483.10	
Cash in State Treasury Fund Balance FY12	791,766.34	774,783.81	747,996.30	726,738.84	839,826.76	1,003,321.67	1,010,340.03	994,139.79	979,593.84	926,960.02	902,284.72	858,103.60	



Board of Licensure for Prof Engineers and Prof Surveyors (0236)
FY17 Revenue Reconciliation for the Month ending December 2016

AASIS Revenue**Amounts**

Application Fees (4041002000)	\$ 10,975.00
Certificate Fees (4041004000)	\$ 5.00
Testing Fees (4041005000)	\$ 1,200.00
Renewal Fees (4041007000)	\$ 167,450.00
Other Fees (4041028000)	\$ 8,980.00
Fines and Penalties (4042001000)	\$ -
Reinstatement Fees (4041041000)	\$ 400.00
AASIS Total:	\$ 189,010.00

Adjustments

PELS current month receipts posted in AASIS in subsequent (+)	63,525.00
PELS prior month receipts posted in AASIS in current (-)	(17,830.00)
AASIS current month receipts reversed in subsequent	0.00
AASIS prior month receipts reversed in current	0.00
AASIS Balance Forward:	\$ 234,705.00

PELS receipts

Application Fees (4041002000)	\$ 11,150.00
Certificate Fees (4041004000)	\$ 5.00
Testing Fees (4041005000)	\$ 1,300.00
Renewal Fees (4041007000)	\$ 221,320.00
Other Fees (4041028000)	\$ 450.00
Fines and Penalties (4042001000)	\$ -
Reinstatement Fees (4041041000)	\$ 400.00
Misc Revenue (4047099000)	\$ -
PELS Balance Forward:	234,625.00

Overage/Shortage (AASIS Balance Forward / PELS Balance Forward):

\$ 80.00

Explanation for discrepancy:

\$80 Duplicate payment refunded to payee by INA and invoiced in January.


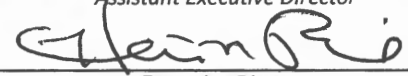
Attachment: Financial Comparison AASIS to PELS:

Dec-16

The information on this schedule accurately reflects the cash receipts that have been received and deposited by this agency during the stated month. The total receipts and total deposits have been reconciled to AASIS.

All figures noted on this report have been verified by reviewing the deposit register and trial balance for the stated month. Any discrepancies have been investigated and resolved.

All receipt numbers and licenses issued have been accounted for. Any discrepancies have been investigated and resolved.

	2/1/2017
Assistant Executive Director	Date
	2/1/2017
Executive Director	Date

Board of Licensure for Prof Engineers and Prof Surveyors (0236)
FY17 Revenue Reconciliation for the Month ending January 2017

AASIS Revenue

	<u>Amounts</u>
Application Fees (4041002000)	\$ 12,600.00
Certificate Fees (4041004000)	\$ -
Testing Fees (4041005000)	\$ 1,000.00
Renewal Fees (4041007000)	\$ 87,955.00
Other Fees (4041028000)	\$ 450.00
Fines and Penalties (4042001000)	\$ -
Reinstatement Fees (4041041000)	\$ 500.00
AASIS Total:	\$ 102,505.00

Adjustments

PELS current month receipts posted in AASIS in subsequent (+)	1,135.00
PELS prior month receipts posted in AASIS in current (-)	(63,525.00)
AASIS current month receipts reversed in subsequent	0.00
AASIS prior month receipts reversed in current	0.00
AASIS Balance Forward:	\$ 40,115.00

PELS receipts

Application Fees (4041002000)	\$ 12,125.00
Certificate Fees (4041004000)	\$ -
Testing Fees (4041005000)	\$ 800.00
Renewal Fees (4041007000)	\$ 26,240.00
Other Fees (4041028000)	\$ 450.00
Fines and Penalties (4042001000)	\$ -
Reinstatement Fees (4041041000)	\$ 500.00
Misc Revenue (4047099000)	\$ -
PELS Balance Forward:	\$ 40,115.00

Overage/Shortage (AASIS Balance Forward / PELS Balance Forward): **\$ -**



Explanation for discrepancy:**Attachment:** Financial Comparison AASIS to PELS:

Jan-17

The information on this schedule accurately reflects the cash receipts that have been received and deposited by this agency during the stated month. The total receipts and total deposits have been reconciled to AASIS.

All figures noted on this report have been verified by reviewing the deposit register and trial balance for the stated month. Any discrepancies have been investigated and resolved.

All receipt numbers and licenses issued have been accounted for. Any discrepancies have been investigated and resolved.

	2/9/2017
Assistant Executive Director	Date
	2/9/2017
Executive Director	Date

FINANCIAL COMPARISON AASIS TO PELS

January 2017		AASIS					PELS			Reconciliation		
AASIS Code	GL Acct	totals	Current month receipts posted in subsequent	prior month receipts posted in current	Current month receipts reversed in subsequent	Prior month receipts reversed in current	AASIS Balance Forward	PELS Deposit Summary	PELS Balance Forward	AASIS Balance Forward	PELS Balance Forward	Overage /Shortage
255	4041002000	12,600.00	750.00	(1,225.00)	0.00	0.00	12,125.00	12,125.00	12,125.00	12,125.00	12,125.00	0.00
257	4041004000	0.00	0.00	0.00	0.00	0.00	0.00	0.00	0.00	0.00	0.00	0.00
258	4041005000	1,000.00	100.00	(300.00)	0.00	0.00	800.00	800.00	800.00	800.00	800.00	0.00
260	4041007000	87,955.00	285.00	(62,000.00)	0.00	0.00	26,240.00	26,240.00	26,240.00	26,240.00	26,240.00	0.00
281	4041028000	450.00	0.00	0.00	0.00	0.00	450.00	450.00	450.00	450.00	450.00	0.00
539	4041041000	500.00	0.00	0.00	0.00	0.00	500.00	500.00	500.00	500.00	500.00	0.00
284	4042001000	0.00	0.00	0.00	0.00	0.00	0.00	0.00	0.00	0.00	0.00	0.00
586	6080001000	108.43	0.00	0.00	0.00	0.00	108.43	108.43	108.43	108.43	108.43	0.00
		102,613.43	1,135.00	(63,525.00)	0.00	0.00	40,223.43	40,223.43	40,223.43	40,223.43	40,223.43	0.00

Reconciling items

4041002000 4041004000 4041005000 4041007000 4041028000 4041041000

PELS items	PELS post date	AASIS Doc #	applications	certificate	exams	renewals	Temp	Reinstate	Totals
Jan	1/31/2017	14532993	750		100	285			1135
posted in									0
Feb									0
									0
									0
									0
									0
									0
									0
									0
									0
									0
PELS receipts posted in Subsequent			750	0	100	285	0	0	1135
Dec	12/23-26/16	14529632	300		100	10190			10590
posted in	12/28/2016	14529256	625		100	18180			18905
Jan	12/29/2016	52135988				430			430
	12/29/2016	14529263	75		100	14390			14565
	12/30-31/16	14529266	225			18810			19035
									0
									0
									0
									0
									0
									0
PELS receipts posted from prior			1225	0	300	62000	0	0	63525

December FY17

Table with columns: Warrant, Pay Meth, Print Date, Reference, Vendor, Vendor Name, Source Doc, Doc Type, Cost Ctr, Assignment #, G/L Acct, Commitment Item, Warrant Amount, Invoice Amount, Line Amount, Cashed Date. Rows include transactions for PT, PY, W, and A across various vendors and dates in December.

January FY17

Table with columns: Warrant, Pay Meth, Print Date, Reference, Vendor, Vendor Name, Source Doc, Doc Type, Cost Ctr, Assignment #, G/L Acct, Commitment Item, Warrant Amount, Invoice Amount, Line Amount, Cashed Date. Rows include transactions for W, PY, and PT across various vendors and dates in January.

1710332050 W	1/12/2017	INV 3289201	100075795 CLEAR MOUNTAIN REFRESHMENT SERVICE	1004128887 KR	188210	10041288872017	5040011000	502:00:02	21.80	21.80	21.80	1/23/2017
1710332304 W	1/12/2017	INV 63763	100163371 U S BAGEL INC	1004128671 KR	188210	10041286712017	5090019000	502:00:02	39.96	39.96	39.96	1/24/2017
1710332323 W	1/12/2017	INV 1772742	100168992 ARKANSAS INFORMATION CONSORTIUM LLC	1004128806 KR	188210	10041288062017	5020004000	502:00:02	80.00	80.00	80.00	2/7/2017
1710332894 W	1/12/2017	INV 201711026399	600003458 BILL HILLARY & CHELSEA CLINTON	1004128450 KR	188210	10041284502017	5090019000	502:00:02	120.53	120.53	120.53	1/31/2017
1710333088 W	1/12/2017	AGENCY INS JAN	9906100006 DEPARTMENT OF FINANCE AND ADMINSTR	1004128496 KR	188230	10041284962017	5010006000	501:00:03	2,520.00	2,520.00	2,520.00	1/18/2017
1710333677 W	1/12/2017	REFUND	W023601 Tracy J. Letzring	1004125821 KR	188210		5110002000	502:00:02	40.00	40.00	40.00	
1710336505 W	1/17/2017	BRD MTG 01/10/17	102370 IVAN L HOFFMAN JR	1004128641 KR	188210	10041286412017	5050020200	502:00:02	267.32	267.32	108.10	1/24/2017
1710336505 W	1/17/2017	BRD MTG 01/10/17	102370 IVAN L HOFFMAN JR	1004128641 KR	188210	10041286412017	5050020100	502:00:02	0.00	0.00	23.94	1/24/2017
1710336505 W	1/17/2017	BRD MTG 01/10/17	102370 IVAN L HOFFMAN JR	1004128641 KR	188210	10041286412017	5050020300	502:00:02	0	0	5	1/24/2017
1710336505 W	1/17/2017	BRD MTG 01/10/17	102370 IVAN L HOFFMAN JR	1004128641 KR	188210	10041286412017	5050020400	502:00:02	0	0	130.28	1/24/2017
1710336506 W	1/17/2017	BRD MTG 01/10/17	102753 RODNEY D WILLIAMS	1004129389 KR	188210	10041293892017	5050020200	502:00:02	267.05	267.05	106.69	1/25/2017
1710336506 W	1/17/2017	BRD MTG 01/10/17	102753 RODNEY D WILLIAMS	1004129389 KR	188210	10041293892017	5050020400	502:00:02	0.00	0.00	160.36	1/25/2017
1710336509 W	1/17/2017	BRD MTG 01/10/17	104781 RONNIE HAWKINS PE PS	1004128629 KR	188210	10041286292017	5050020200	502:00:02	244.77	244.77	108.10	1/27/2017
1710336509 W	1/17/2017	BRD MTG 01/10/17	104781 RONNIE HAWKINS PE PS	1004128629 KR	188210	10041286292017	5050020400	502:00:02	0	0	136.67	1/27/2017
1710336517 W	1/17/2017	BRD MTG 01/10/17	106356 DAVID B BEASLEY	1004128593 KR	188210	10041285932017	5050020200	502:00:02	239.14	239.14	102.36	1/26/2017
1710336517 W	1/17/2017	BRD MTG 01/10/17	106356 DAVID B BEASLEY	1004128593 KR	188210	10041285932017	5050020100	502:00:02	0.00	0.00	27.71	1/26/2017
1710336517 W	1/17/2017	BRD MTG 01/10/17	106356 DAVID B BEASLEY	1004128593 KR	188210	10041285932017	5050020400	502:00:02	0	0	109.07	1/26/2017
1710336521 W	1/17/2017	BRD MTG 01/10/17	106577 BRIAN J MOORE PE	1004128580 KR	188210	10041285802017	5050020200	502:00:02	281.18	281.18	108.10	
1710336521 W	1/17/2017	BRD MTG 01/10/17	106577 BRIAN J MOORE PE	1004128580 KR	188210	10041285802017	5050020300	502:00:02	0	0.00	5	
1710336521 W	1/17/2017	BRD MTG 01/10/17	106577 BRIAN J MOORE PE	1004128580 KR	188210	10041285802017	5050020400	502:00:02	0.00	0.00	168.08	
1710336522 W	1/17/2017	BRD MTG 01/10/17	106631 THOMAS R SCOTT III	1004128601 KR	188210	10041286012017	5050020400	502:00:02	8.90	8.90	8.90	1/27/2017
1710338271 W	1/17/2017	REFUND	W023601 Jonathan David Heusel	1004130371 KR	188210		5110002000	502:00:02	150	150	150	1/24/2017
PT	1/18/2017	1004128806		10596584 ZE	188210		5020004000	502:00:02	80.00-	80.00-	80.00-	
PT	1/18/2017	1004128806		10596584 ZE	188210		5110002000	502:00:02	80	80	80	
PY	1/20/2017	ARKPRO1324		7060744 YB	188230		5010001000	501:00:00	9,618.40	9,618.40	9,618.40	
PY	1/20/2017	ARKPRO1324		7060744 YB	188230		5010001900	501:00:00	420	420	420	
PY	1/20/2017	ARKPRO1324		7060744 YB	188230		5010002000	501:00:01	638.09	638.09	638.09	
PY	1/20/2017	ARKPRO1324		7060744 YB	188230		5010005000	501:00:03	719.64	719.64	719.64	
PY	1/20/2017	ARKPRO1324		7060744 YB	188230		5010006500	501:00:03	98.69	98.69	98.69	
PY	1/20/2017	ARKPRO1324		7060744 YB	188230		5010007000	501:00:03	1,487.19	1,487.19	1,487.19	
1710342387 W	1/22/2017	ACCT 3521042-6	100056842 ARKLA CENTERPOINT ENERGY RESOURCES	1004131586 KR	188210	10041315862017	5040004000	502:00:02	133.02	133.02	133.02	2/2/2017
1710342533 W	1/22/2017	INV 89755839	100085910 MATTHEW BENDER & COMPANY INC	1004131583 KR	188210	10041315832017	5090018000	502:00:02	121.33	121.33	121.33	2/15/2017
1710342802 W	1/22/2017	INV 1774006	100168992 ARKANSAS INFORMATION CONSORTIUM LLC	1004132109 KR	188210	10041321092017	5080002200	502:00:02	9,588.15	9,588.15	9,588.15	2/7/2017
1710346841 W	1/24/2017	ACCT 47318761	100061983 ENTERGY ARKANSAS INC	1004134729 KR	188210	10041347292017	5040001000	502:00:02	49.95	49.95	49.95	2/3/2017
1710347235 W	1/24/2017	INV N6337863	100167418 MAILFINANCE INC	51806930 RE	188210	518069302017	5040011000	502:00:02	214.45	214.45	214.45	2/6/2017
1710347944 W	1/24/2017	INV WH0139	9904800002 ARKANSAS DEPARTMENT OF CORRECTION	1004134770 KR	188250	10041347702017	5030007000	502:00:02	1,400.76	1,400.76	1,400.76	2/7/2017
1710353437 W	1/26/2017	INV4735719201	9904700001 DEPARTMENT OF INFORMATION SYSTEMS	1004135394 KR	188210	10041353942017	5020002000	502:00:02	1,255.30	1,255.30	199.66	
1710353437 W	1/26/2017	INV4735719201	9904700001 DEPARTMENT OF INFORMATION SYSTEMS	1004135394 KR	188210	10041353942017	5020003500	502:00:02	0	0	32.83	
1710353437 W	1/26/2017	INV4735719201	9904700001 DEPARTMENT OF INFORMATION SYSTEMS	1004135394 KR	188210	10041353942017	5020004000	502:00:02	0.00	0.00	216.13	
1710353437 W	1/26/2017	INV4735719201	9904700001 DEPARTMENT OF INFORMATION SYSTEMS	1004135394 KR	188210	10041353942017	5020004200	502:00:02	0.00	0.00	190.00	
1710353437 W	1/26/2017	INV4735719201	9904700001 DEPARTMENT OF INFORMATION SYSTEMS	1004135394 KR	188250	10041353942017	5020004200	502:00:02	0.00	0.00	247.50	
1710353437 W	1/26/2017	INV4735719201	9904700001 DEPARTMENT OF INFORMATION SYSTEMS	1004135394 KR	188210	10041353942017	5020004300	502:00:02	0.00	0.00	128.10	
1710353437 W	1/26/2017	INV4735719201	9904700001 DEPARTMENT OF INFORMATION SYSTEMS	1004135394 KR	188210	10041353942017	5040008500	502:00:02	0.00	0.00	241.08	
PT	1/30/2017	0236	100201655 CENTRAL SECURITY GROUP	17028697 KG	188210	530047822017	5080013000	502:00:02	108.43-	108.43-	108.43-	
1720268102 A	1/31/2017	0236011620170091	100099611 US BANK CPS	8034602606 ZY	188210	4246044555710080	5020005000	502:00:02	88.85	120.99	30.45	2/2/2017
1720268102 A	1/31/2017	0236011620170091	100099611 US BANK CPS	8034602606 ZY	188210	4246044555710080	5090006000	502:00:02	0	0	83.69	2/2/2017
1720268102 A	1/31/2017	0236011620170091	100099611 US BANK CPS	8034602606 ZY	188210	4246044555710080	5090019000	502:00:02	0	0	6.85	2/2/2017
1720268102 A	1/31/2017	0236011620170090	100099611 US BANK CPS	8034603662 ZY	188210	4246044555710080	5090006000	502:00:02	0.00	32.14-	29.40-	2/2/2017
1720268102 A	1/31/2017	0236011620170090	100099611 US BANK CPS	8034603662 ZY	188210	4246044555710080	5090019000	502:00:02	0	0	2.74-	2/2/2017
1710359902 W	1/31/2017	REF 1406	600003585 NATIONAL COUNCIL OF EXAMINERS FOR	1004138752 KR	188210	10041387522017	5080006000	502:00:02	6,500.00	6,500.00	6,500.00	
1710359963 W	1/31/2017	ACCT 8030024.305	800001526 CITY OF LITTLE ROCK	1004138757 KR	188210	10041387572017	5040003000	502:00:02	91.4	91.4	91.4	
									51,248.89	51,248.89	51,248.89	

5010001000 Regular Salaries Staff

Oct - Nov 2016 (FY17)

FOR period start date	For-period end date	Personnel Number	Name of Employee or Applicant	Wage Type Long Text	Amount	Posting document
11/20/2016	12/3/2016	84350	GRANT GRIGG	1251 Vacation pay	68.27	7758285
		84350	GRANT GRIGG	1200 Regular working time	1,679.53	7758285
		84350	GRANT GRIGG	1211 Holiday premium	436.95	7758285
			GRANT GRIGG		2,184.75	
		1185	HEATHER N RICHARDSON	1211 Holiday premium	546.21	7758285
		1185	HEATHER N RICHARDSON	1200 Regular working time	1,843.45	7758285
		1185	HEATHER N RICHARDSON	1251 Vacation pay	273.10	7758285
		1185	HEATHER N RICHARDSON	1251 Vacation pay	68.28	7758285
			HEATHER N RICHARDSON		2,731.04	
		28444	LINDA S STONE	1211 Holiday premium	322.04	7758285
		28444	LINDA S STONE	1200 Regular working time	1,046.62	7758285
		28444	LINDA S STONE	1252 Sick pay	80.51	7758285
		28444	LINDA S STONE	1251 Vacation pay	161.02	7758285
			LINDA S STONE		1,610.19	
		19356	MARILYN F SMITH	1200 Regular working time	690.96	7758285
		19356	MARILYN F SMITH	1251 Vacation pay	115.16	7758285
		19356	MARILYN F SMITH	1251 Vacation pay	115.16	7758285
		19356	MARILYN F SMITH	1250 Holiday pay	115.16	7758285
		19356	MARILYN F SMITH	1250 Holiday pay	115.16	7758285
			MARILYN F SMITH		1,151.60	
		28472	VIRGINIA S DAVIS	1200 Regular working time	930.62	7758285
		28472	VIRGINIA S DAVIS	1250 Holiday pay	124.08	7758285
		28472	VIRGINIA S DAVIS	1250 Holiday pay	124.08	7758285
		28472	VIRGINIA S DAVIS	1251 Vacation pay	62.04	7758285
			VIRGINIA S DAVIS		1,240.82	
					8,918.40	
FOR period start date	For-period end date	Personnel Number	Name of Employee or Applicant	Wage Type Long Text	Amount	Posting document
12/4/2016	12/17/2016	84350	GRANT GRIGG	1200 Regular working time	1,966.28	7782748
		84350	GRANT GRIGG	1252 Sick pay	218.48	7782748
			GRANT GRIGG		2,184.76	
		1185	HEATHER N RICHARDSON	1200 Regular working time	2,731.04	7782748
			HEATHER N RICHARDSON		2,731.04	
		28444	LINDA S STONE	1200 Regular working time	1,610.18	7782748
			LINDA S STONE		1,610.18	
		19356	MARILYN F SMITH	1200 Regular working time	1,122.81	7782748
		19356	MARILYN F SMITH	1274 Child Ed Act Leave	28.79	7782748
			MARILYN F SMITH		1,151.60	
		28472	VIRGINIA S DAVIS	1200 Regular working time	1,240.83	7782748
			VIRGINIA S DAVIS		1,240.83	
					8,918.41	
FOR period start date	For-period end date	Personnel Number	Name of Employee or Applicant	Wage Type Long Text	Amount	Posting document
12/18/2016	12/31/2016	84350	GRANT GRIGG	1200 Regular working time	1,310.86	7811962
		84350	GRANT GRIGG	1211 Holiday premium	436.95	7811962
		84350	GRANT GRIGG	1251 Vacation pay	109.24	7811962
		84350	GRANT GRIGG	1251 Vacation pay	218.48	7811962
		84350	GRANT GRIGG	1251 Vacation pay	109.24	7811962
			GRANT GRIGG		2,184.77	
		1185	HEATHER N RICHARDSON	1251 Vacation pay	273.10	7811962
		1185	HEATHER N RICHARDSON	1251 Vacation pay	273.10	7811962
		1185	HEATHER N RICHARDSON	1251 Vacation pay	273.10	7811962
		1185	HEATHER N RICHARDSON	1251 Vacation pay	273.10	7811962
		1185	HEATHER N RICHARDSON	1211 Holiday premium	546.21	7811962
		1185	HEATHER N RICHARDSON	1200 Regular working time	1,092.42	7811962

			HEATHER N RICHARDSON		2,731.03	
28444			LINDA S STONE	1200 Regular working time	719.55	7811962
28444			LINDA S STONE	1251 Vacation pay	110.70	7811962
28444			LINDA S STONE	1251 Vacation pay	161.02	7811962
28444			LINDA S STONE	1211 Holiday premium	322.04	7811962
28444			LINDA S STONE	1252 Sick pay	50.32	7811962
28444			LINDA S STONE	1252 Sick pay	161.02	7811962
28444			LINDA S STONE	1252 Sick pay	30.19	7811962
28444			LINDA S STONE	1252 Sick pay	55.35	7811962
			LINDA S STONE		1,610.19	
19356			MARILYN F SMITH	1250 Holiday pay	115.16	7811962
19356			MARILYN F SMITH	1250 Holiday pay	115.16	7811962
19356			MARILYN F SMITH	1251 Vacation pay	115.16	7811962
19356			MARILYN F SMITH	1200 Regular working time	806.12	7811962
			MARILYN F SMITH		1,151.60	
28472			VIRGINIA S DAVIS	1200 Regular working time	992.67	7811962
28472			VIRGINIA S DAVIS	1250 Holiday pay	124.08	7811962
28472			VIRGINIA S DAVIS	1250 Holiday pay	124.08	7811962
			VIRGINIA S DAVIS		1,240.83	
					8,918.42	

FOR period start date	For-period end date	Personnel Number	Name of Employee or Applicant	Wage Type Long Text	Amount	Posting document
1/1/2016	1/14/2016	84350	GRANT GRIGG	1211 Holiday premium	218.48	7831513
		84350	GRANT GRIGG	1200 Regular working time	1,802.43	7831513
		84350	GRANT GRIGG	1252 Sick pay	68.27	7831513
		84350	GRANT GRIGG	1251 Vacation pay	95.58	7831513
			GRANT GRIGG		2,184.76	
		1185	HEATHER N RICHARDSON	1200 Regular working time	2,321.38	7831513
		1185	HEATHER N RICHARDSON	1211 Holiday premium	273.10	7831513
		1185	HEATHER N RICHARDSON	1252 Sick pay	136.55	7831513
			HEATHER N RICHARDSON		2,731.03	
		28444	LINDA S STONE	1211 Holiday premium	161.02	7831513
		28444	LINDA S STONE	1200 Regular working time	1,358.59	7831513
		28444	LINDA S STONE	1252 Sick pay	40.25	7831513
		28444	LINDA S STONE	1252 Sick pay	50.32	7831513
			LINDA S STONE		1,610.18	
		19356	MARILYN F SMITH	1200 Regular working time	1,036.44	7831513
		19356	MARILYN F SMITH	1250 Holiday pay	115.16	7831513
			MARILYN F SMITH		1,151.60	
		28472	VIRGINIA S DAVIS	1200 Regular working time	1,116.75	7831513
		28472	VIRGINIA S DAVIS	1250 Holiday pay	124.08	7831513
		28472	VIRGINIA S DAVIS	1114 Career Svc.Recogniti	700.00	7831513
			VIRGINIA S DAVIS		1,940.83	
					9,618.40	

5010002000 Extra Help

FOR period start date	For-period end date	Personnel Number	Name of Employee or Applicant	Wage Type Long Text	Amount	Posting document
11/20/2016	12/3/2016	56639	SHIRLEY BYERS	1200 Regular working time	400.59	7758285
		56639	SHIRLEY BYERS	1250 Holiday pay	57.23	7758285
		56639	SHIRLEY BYERS	1250 Holiday pay	57.23	7758285
			SHIRLEY BYERS		515.05	
					515.05	
FOR period start date	For-period end date	Personnel Number	Name of Employee or Applicant	Wage Type Long Text	Amount	Posting document
12/4/2016	12/17/2016	56639	SHIRLEY BYERS	1200 Regular working time	603.75	7782748
			SHIRLEY BYERS		603.75	
					603.75	

Payroll Posting Report

Cost Center 188230

3.a.iv

FOR period start date	For-period end date	Personnel Number	Name of Employee or Applicant	Wage Type Long Text	Amount	Posting document
12/18/2016	12/31/2016	56639	SHIRLEY BYERS	1200 Regular working time	437.79	7811962
		56639	SHIRLEY BYERS	1250 Holiday pay	57.23	7811962
		56639	SHIRLEY BYERS	1250 Holiday pay	57.23	7811962
			SHIRLEY BYERS		552.25	
					552.25	

FOR period start date	For-period end date	Personnel Number	Name of Employee or Applicant	Wage Type Long Text	Amount	Posting document
1/1/2016	1/14/2016	56639	SHIRLEY BYERS	1200 Regular working time	580.86	7831513
		56639	SHIRLEY BYERS	1250 Holiday pay	57.23	7831513
			SHIRLEY BYERS		638.09	
					638.09	

5010001900 Stipends

FOR period start date	For-period end date	Personnel Number	Name of Employee or Applicant	Wage Type Long Text	Amount	Posting document
1/1/2016	1/14/2016	86103	DAN C YOUNG	1163 60.00 Stipend Board/	60.00	7831513
			DAN C YOUNG		60.00	
		52612	HAROLD J ENGSTROM	1163 60.00 Stipend Board/	60.00	7831513
			HAROLD J ENGSTROM		60.00	
		52614	IVAN HOFFMAN Jr	1163 60.00 Stipend Board/	60.00	7831513
			IVAN HOFFMAN Jr		60.00	
		111903	Mr. BRIAN J. MOORE	1163 60.00 Stipend Board/	60.00	7831513
			Mr. BRIAN J. MOORE		60.00	
		106621	Mr. DAVID B. BEASLEY	1163 60.00 Stipend Board/	60.00	7831513
			Mr. DAVID B. BEASLEY		60.00	
		112945	Mr. THOMAS R. SCOTT	1163 60.00 Stipend Board/	60.00	7831513
			Mr. THOMAS R. SCOTT		60.00	
		78435	RONALD R HAWKINS	1163 60.00 Stipend Board/	60.00	7831513
			RONALD R HAWKINS		60.00	
					420.00	

FY17 Periods 1 - 7 (July - Jan)	Debit	Credit	Balance
1000236001 CJ ELS 0236 # 001	71,636.86	-71,636.86	0
1010103000 Petty Cash	200	-200	0
** Cash On Hand	71,836.86	-71,836.86	0
1100001000 Treasury	1,570,728.22	-319,819.64	1,250,908.58
1100001001 Treasury Outgoing	142,664.48	-162,597.14	-19,932.66
1100001003 Treasury EFT Out	727.91	-816.76	-88.85
1100001005 Treasury Tnsfrs Out	179,122.78	-179,122.78	0
1100001006 Treasury Tnsfrs In	3,972.93	-3,972.93	0
* Cash Available to Spend	1,897,216.32	-666,329.25	1,230,887.07
1100001002 Treasury Incoming	74,926.27	-74,396.27	530
1100001004 Treasury EFT In	4,722,005.01	-4,718,530.01	3,475.00
* Deposits in Transit	4,796,931.28	-4,792,926.28	4,005.00
** Cash in State Treasury	6,694,147.60	-5,459,255.53	1,234,892.07
1100002000 Non-AASIS House Bank	8,933.00	-8,933.00	0
** Cash in Bank	8,933.00	-8,933.00	0
1120001000 Invest CD	313,711.06	-124,848.75	188,862.31
** Investments	313,711.06	-124,848.75	188,862.31
1130001000 Customer AR	1,000.00	0	1,000.00
** Customer Receivables	1,000.00	0	1,000.00
1140003100 Int Agy Due to/from	1,265.00	-1,265.00	0
1140003300 Payroll Fund DT/DF	178,864.69	-178,864.69	0
** Interfund Receivable	180,129.69	-180,129.69	0
1160001000 Accrued Interest	2,475.15	-2,475.15	0
** Accrued Income	2,475.15	-2,475.15	0
1190002000 PP Exp - Accrual Eng	2,530.00	-2,530.00	0
1190002500 PP Exp - YE Accruals	15,483.26	-15,483.26	0
** Pre-Paid Expenses	18,013.26	-18,013.26	0
1990110000 Land Improve (Mod)	69,366.19	0	69,366.19
1990130000 Buildings (Modified)	446,190.60	0	446,190.60
1990150000 Equipment (Modified)	27,733.97	-26,295.12	1,438.85
1990160000 Low Val Assets (Mod)	47,720.85	-403.13	47,317.72
1991100000 AUC (Modified)	132,883.27	0	132,883.27
** Modified Accrual Fixed Assets	723,894.88	-26,698.25	697,196.63
1991320000 Land Improv FullCAFR	69,366.19	0	69,366.19
1991321000 Land Improv(FContra)	0	-69,366.19	-69,366.19
1991340000 Buildings Full CAFR	446,190.60	0	446,190.60
1991341000 Buildings (F Contra)	0	-446,190.60	-446,190.60
1991360000 Equipment Full CAFR	37,928.00	-36,489.15	1,438.85
1991361000 Equip. F Contra CAFR	10,194.03	-37,928.00	-27,733.97
1991370000 Low Val Asset (Full)	47,720.85	-403.13	47,317.72
1991371000 LVA (Full Contra)	0	-72,675.05	-72,675.05
1991420000 AUC (Full)	132,883.27	0	132,883.27
1991421000 AUC (Full Contra)	0	-132,883.27	-132,883.27
1992100000 AC Dep Lnd Imp(Full)	0	-14,371.44	-14,371.44
1992300000 AC Dep Bldg(Full)	0	-171,870.13	-171,870.13
1992500000 AC Dep Equipmnt(Full)	29,700.58	-31,139.43	-1,438.85
1992600000 AC Dep LV Asset(Full)	403.13	-47,720.85	-47,317.72
** Full Accrual Fixed Assets	774,386.65	-1,061,037.24	-286,650.59
2110001000 Vendor AP	90,226.71	-90,226.71	0
2110001100 Vendor Accrued Liab	1,366.66	-1,366.66	0
2110001102 Local Govt AP	1,275.38	-1,275.38	0
2110002000 Employee AP	1,695.51	-1,695.51	0
2111001000 GRIR Clearing	809,626.79	-809,626.79	0
** Accounts Payable	904,191.05	-904,191.05	0
2110007500 VENDOR OVRPMNT CLRG	216.86	-216.86	0
** Other Liabilities	216.86	-216.86	0
2110003000 Due To Other Funds	34,469.40	-34,469.40	0
2110004100 Inter Agency Due To	3,424.32	-3,424.32	0
** Interfund Due-To	37,893.72	-37,893.72	0

2115006000 Acc Salary & Ben YE	10,342.43	-10,342.43	0
** Payroll Liability	10,342.43	-10,342.43	0
2120002300 UseSaleTax AP Offset	0	-3.73	-3.73
2120003091 02 Use Tax Payable	92.8	0	92.8
2120003099 Use Tax Payable Accr	28.58	-127.75	-99.17
** Due to Revenue	121.38	-131.48	-10.1
2130001100 Unearned Income	1,345,211.25	-1,345,211.25	0
** Unearned Revenues	1,345,211.25	-1,345,211.25	0
2115007000 Comp Ab Current	3,066.02	-3,066.02	0
2230002000 NC Accr Comp Absence	17,594.54	-17,594.54	0
** Accrued Leave	20,660.56	-20,660.56	0
2890002000 DFRD INFLOW-REVENUES	2,000.00	-2,000.00	0
** NC Claims & Judgements Payable	2,000.00	-2,000.00	0
3000000000 Fund Equity Clearing	1,832,975.76	-2,007,060.44	-174,084.68
3000002000 Fund Balance	44.44	-325,169.00	-325,124.56
3000004000 Net Asset Restricted	13,328.56	0	13,328.56
3900000000 Batch Input-Asset Ld	27,887.50	-10,194.03	17,693.47
3902100000 Inv GFA Lnd Imp (Mod	0	-69,366.19	-69,366.19
3902300000 Inv GFA Bldg (Mod)	0	-446,190.60	-446,190.60
3902500000 Inv GFA Equip (Mod)	26,295.12	-27,733.97	-1,438.85
3902600000 Inv GFA LVA(Modified	403.13	-47,720.85	-47,317.72
3902920000 Inv GFA AUC (Mod)	0	-132,883.27	-132,883.27
** Fund Balance	1,900,934.51	-3,066,318.35	-1,165,383.84
4041002000 APPLICATION FEES	0	-73,500.00	-73,500.00
4041004000 OTH/CERTIFICATE FEE	0	-5	-5
4041005000 TESTING FEES	0	-5,265.00	-5,265.00
4041007000 RENEWAL FEE	0	-411,435.00	-411,435.00
4041028000 OTHER FEES	0	-10,780.00	-10,780.00
4041041000 REINSTATEMENT	0	-2,600.00	-2,600.00
** OR - Fees	0	-503,585.00	-503,585.00
4042002100 NBR - Penalties	1,000.00	-1,000.00	0
** OR - Fines and Penalties	1,000.00	-1,000.00	0
4043002100 NBR LICENSE & PERMIT	1,265.00	-447,083.75	-445,818.75
** OR - Licenses and Permits	1,265.00	-447,083.75	-445,818.75
4049003000 INTEREST DISTRIB	0	-8,846.26	-8,846.26
4049003100 NBR Invest Earnings	99.15	0	99.15
4049007000 INTEREST CERT. DEP.	0	-427.3	-427.3
** OR - Investment Revenue	99.15	-9,273.56	-9,174.41
5010001000 00 Regular Salaries	137,576.24	0	137,576.24
5010001100 NBR - Personal Svs.	0	-8,466.19	-8,466.19
5010001600 NBR - Emp Benefits	0	-1,934.59	-1,934.59
5010001900 Stipends	1,800.00	0	1,800.00
5010002000 01 Extra Help Sal	7,253.61	0	7,253.61
5010005000 03 FICA & Medic Exp	9,930.46	0	9,930.46
5010006000 03 Ben Ins Exp HAL	17,640.00	0	17,640.00
5010006500 Agency Cost of ARCAP	1,304.05	0	1,304.05
5010007000 03 Retirement Exp	21,000.33	0	21,000.33
5010091000 NBR-Comp Ab. Expense	0	-20,660.56	-20,660.56
** Salary Expense	196,504.69	-31,061.34	165,443.35
5020001000 Postage	710.29	0	710.29
5020002000 Telecomm Wired	1,395.96	0	1,395.96
5020003500 02 Connectivity	796.33	0	796.33
5020004000 Network Services Exp	11,208.10	-9,668.25	1,539.85
5020004200 Internet Serv-Tech	975	0	975
5020004300 02 Server &Email Svc	905.45	0	905.45
5020005000 Freight	167.41	0	167.41
5020006000 NBR Com & Trans Com	11,953.93	-946.01	11,007.92
** Communication & Transp. of Commod	28,112.47	-10,614.26	17,498.21
5030001000 Printing	2,924.20	-1,839.63	1,084.57
5030002000 Bind Copy Collate	2,827.78	0	2,827.78
5030003000 Advertise Clip Svc	251.1	0	251.1

5030004100 NBR Printing & Adv.	0	-668.66	-668.66
** Printing & Advertising	6,003.08	-2,508.29	3,494.79
5030005000 02-Bldg & Grds Maint	2,723.91	0	2,723.91
5030005100 Pest Control CI 02	209.28	0	209.28
5030005200 Major Building Proj.	53,800.00	-53,800.00	0
5030007000 Hauling & Moving Exp	1,683.00	0	1,683.00
** Repairing & Servicing	58,416.19	-53,800.00	4,616.19
5040001000 Electricity	1,340.55	0	1,340.55
5040003000 Water & Sewage	1,293.04	0	1,293.04
5040003100 02 Water	115.73	0	115.73
5040004000 Natural Gas Propane	318.41	0	318.41
5040005000 Rent of Facilities	3,777.80	0	3,777.80
5040007000 Rent of Office Equip	167.24	-167.24	0
5040008500 02 Rent-Data Proc Eq	2,077.08	0	2,077.08
5040011000 Other Rent & Leases	1,660.73	-786.3	874.43
5040012000 NBR -Utilities & Ren	261.57	-196.54	65.03
** Utilities & Rent	11,012.15	-1,150.08	9,862.07
5050001000 02 Mileage	0	0	0
5050004100 09 - Meals	51.28	0	51.28
5050004200 09 - Lodging	1,256.58	0	1,256.58
5050006000 09 Common Carrier	50	0	50
5050010000 09 Ground Transport	72.83	0	72.83
5050012000 09 PRKNG FEES TRAVEL	113.36	0	113.36
5050014000 09 Other Travel Exp	74.6	0	74.6
5050020100 02Bd Mmbr Trav Meals	421.37	0	421.37
5050020200 02Bd Mmbr Trav Lodg	2,618.79	0	2,618.79
5050020300 02Bd Mmbr Trav Other	1,100.15	-553.2	546.95
5050020400 02BdMbr Trvl Mileage	3,323.48	0	3,323.48
** Travel & Subsistence	9,082.44	-553.2	8,529.24
5060001000 Professional Adm Fee	3,470.00	0	3,470.00
5060002000 Eng & Architect Fees	93,075.51	-64,800.00	28,275.51
5060002100 Reimb Eng & Arch	951.68	0	951.68
5080015000 02 MiscTech SrvNonIT	87.2	0	87.2
** Professional Services & Fees	97,584.39	-64,800.00	32,784.39
5070001000 Surety Perform Bonds	20.82	0	20.82
5070003000 Bld Contents Ins	914.19	0	914.19
** Insurance & Bonds	935.01	0	935.01
5080001000 M&R Service Fees	74.2	0	74.2
5080002200 EFT PROCESSING FEES	19,064.85	0	19,064.85
5080006000 Assoc Member Dues	6,500.00	0	6,500.00
5080009000 Janitorial Service	1,662.80	0	1,662.80
5080013000 Security Services	216.87	-108.43	108.44
5080014100 Recycling Services	271.63	0	271.63
5080022000 Other Expenses Svc	46.87	0	46.87
5080029000 NBR - Other Exp, Svs	3,267.76	-921.75	2,346.01
** Other Expenses & Services	31,104.98	-1,030.18	30,074.80
5090006000 Office Supplies	858.79	-76.27	782.52
5090018000 Subscriptions Pubs	252.71	0	252.71
5090019000 Food Purchases	998.01	-2.74	995.27
5090022000 02-Kit,Jan,House Sup	145.88	0	145.88
** Commodities, Materials & Supplies	2,255.39	-79.01	2,176.38
5110002000 02 Other Refunds	2,370.00	-300	2,070.00
** Refunds, Taxes & Claims	2,370.00	-300	2,070.00
6080001000 REF TO EXP-CURR YEAR	108.43	-108.43	0
** Refunds	108.43	-108.43	0
5901020000 Depr Expense (Full)	11,470.97	0	11,470.97
** Depreciation/Amortization	11,470.97	0	11,470.97
6990001000 Prior Yr Warr Outlaw	0	-198.72	-198.72
6990003000 Prior Yr Ref to Exp	0	-85	-85
** Prior Year Adjustment	0	-283.72	-283.72
*** BALANCE	13,467,424.25	-13,467,424.25	0

Arkansas State Board of Licensure
For
Professional Engineers And Professional Surveyors
10324 Interstate 30, Little Rock, Arkansas
Agenda for March 14, 2017 Board meeting

1. 8:30 a.m. Call to order
2. Consent Agenda
 - a. Approve Meeting Minutes of January 10, 2017 and February 7, 2017 meetings.
 - b. Conditionally licensed registrants
 - i. PE Comity and Temporary Permits (with Model Law Engineer qualifications)
 - ii. EI's & SI's
 - iii. COA's
 - c. Executive Director recommendations
3. Administrative Items
 - a. Financial Report for December 2016 and January 2017
 - b. Building Committee Report-Phase 2 Interior Renovation
 - c. Arkansas Attorney General's Report
4. Applicants/discuss applications lists
 - a. Applications recommended for discussion by the Executive Director and items removed from sections 2.b. and 2.c. of the consent agenda.
5. C
omplaint Committee Report Grant Grigg
 - a. Complaint Status Report
 - b. Case Management Statistics
 - c. Proceedings on Record¹
6. Board Topics
 - a. 2017 NCEES Northeast/Southern Zone Interim Meeting
 - b. Arkansas 91st General Assembly Bill Status
 - c. Next Board Meeting May 9, 2017 at 10:00 am, location TBA

Lunch will be served at approximately 11:30 am

¹ Proceedings on Record for Robert Callicott Case No. 2013-13 will be heard beginning at 8:30 a.m. See *Item 5.c.* for details.